



DATE: December 9, 2022
TO: Lexington County School District One Board of Trustees
FROM: Superintendent Gerrita Postlewait, Ed.D.
REGARDING: December 13, 2022 Board of Trustee Meeting

On Tuesday, December 13, 2022, the Lexington County School District One Board of Trustees will hold its regular monthly board meeting in Building One of Central Services, located at 100 Tarrar Springs Road in Lexington, S.C.

The meeting opens at 4:30 P.M. in the auditorium. The board will promptly vote to enter executive session to discuss employment recommendations for the 2022–23 school year, personnel matters related to the district’s organizational structure and a contractual matter involving potential RFP, and to receive legal advice in the matter of the S.C. Freedom Caucus vs. Lexington County School District One.

The Board of Trustees will resume the public portion of its meeting at 6 P.M. Citizens wishing to address the Board of Trustees during citizens’ participation — the public-speaking portion of the meeting — must sign up to speak. Sign-up opens at 4:30 P.M. and ends at 6 P.M. You must be present to sign up to speak.

The board meeting is open to the public and may also be viewed live at <https://www.youtube.com/c/LexingtonOne/live>. After the meeting, the district will post a video of the board meeting to its YouTube channel and its website.

Lexington County School District One 2022–23 Priorities:

1. *Increase safety/security vigilance through effective protocols and practice.*
2. *Increase the percentage of students who are progressing on-time with the requisite skills for success at their current grade levels.*
3. *Improve the conditions that lead to student success by utilizing a system of advocacy for each child that facilitates healthy behavioral and mental growth.*
4. Expand strategies to attack staffing shortages.
5. Implement strategies to improve customer service, parent engagement and community involvement
6. Use resources wisely to address 2022–23 priorities and longer-term strategic plan goals.

DECEMBER 13, 2022 BOARD AGENDA

- 1.0 Call to Order 4:30 P.M. Executive Session**
Chair Anne Marie Green presides
- 2.0 Executive Session** (Estimated time — 60–90 minutes)
 - 2.1 Employment recommendations for the 2022–23 school year (Priority 4)
 - 2.2 Personnel matters related to the district’s organizational structure (Contractual Requirement)
 - 2.3 Discussion of contractual matter involving potential RFP (Priority 6)
 - 2.4 Receipt of legal advice in the matter of the S.C. Freedom Caucus vs. Lexington County School District One
- 3.0 Adjourn Executive Session**

- 4.0 Call to Order General Session** (Estimated start time — 6 P.M.)
- 4.1 Notification of compliance with S.C. Freedom of Information Act
 - 4.2 Notification that district tapes meeting
 - 4.3 Pledge of Allegiance — Ms. Kathy Henson
- 5.0 Approval of the Agenda**
- 6.0 Election of Board Officers (Policy BD)**
Superintendent Gerrita Postlewait presides
- 7.0 Consent Agenda**
- 7.1 Approval of Minutes of November 9, 15 and 29, 2022 Board Meetings
 - 7.2 Student Travel Requests (**Policy IJOA, Student Travel**)
- 8.0 Reports and Action Items, if Needed, from Executive Session**
- 9.0 Honors and Achievements** (15 minutes)
- 10.0 Annual Audit Reports — Jennifer Miller, Chief Financial Officer and Matthew Hodges, Burkett, Burkett & Burkett, CPA**
- 10.1 Report — Annual Comprehensive Financial Report (ACFR)
 - 10.2 Report — Annual Procurement Audit
- 11.0 Superintendent’s Report** (30 minutes)
Priorities 1–6:
- 11.1 Superintendent’s Update — Superintendent Dr. Gerrita Postlewait (20 minutes)
 - Key Performance Indicators (KPIs) Development
 - 5-year Strategic Plan and 2023–2024 Work Plan Process
 - Board Annual Work Agenda (Draft)
 - 2023–2024 School Year Budget Process
 - 11.2 Update — Lexington One Educational Foundation — Julie Anderson Washburn, Executive Director (10 minutes)
- 12.0 Citizens’ Participation (Policy BCBI)** (15 minutes)
- 13.0 New Business (Board Policies)**
- 13.1 Introduction — Policy JICA, JICA-R Dress Code — Clark Cooper, Interim Chief Student Services Officer (5 minutes)
 - 13.2 Introduction — Policy GBEA, Staff Ethics/Conflict of Interest — Devona Price, Chief Human Resources Officer (5 minutes)
 - 13.3 Introduction — Removal of Policy GBEAA-R Identification Procedures (5 minutes)
 - 13.4 Introduction — Policy DB Annual Budget — Jennifer Miller (5 minutes)
- 14.0 Action Items (Priority 6)** (25 minutes)
- 14.1 Construction Management At-Risk Contractual Matter Related to Elementary School #19 — Matt Warren
- 15.0 Items for Board Information (Policy DA)**
- 15.1 Board Member Brief — South Carolina School Boards Association 2022 Legislative Advocacy Conference and Delegate Assembly
 - 15.1 Monthly General Fund Financial Report — November 2022
 - 15.2 Monthly General Fund Budget Transfers Report — November 2022
 - 15.3 Monthly Capital Projects Report — November 2022
 - 15.4 Monthly Unauthorized Procurements Report — November 2022
 - 15.5 Quarterly Grants Report
- 16.0 Adjourn**

Policy BD Organization Of The Board

Issued 9/17

Purpose: To establish the basic structure for board organization.

The officers of the board of trustees are chairman, vice-chair, and secretary. Each officer will serve for a two-year term.

The officers are elected and sworn in at the first regularly scheduled meeting following the election of new board members.

Officers will be elected by the majority vote of the board. The board will use secret ballots to elect officers, unless a board member requests that the board record votes by name.

The superintendent will collect and count the ballots in the presence of the board. The board chair of the preceding year (or another officer of the board) will immediately verify the vote count.

The new chair will then preside, conduct the elections of vice-chair and secretary, and collect and count the ballots in the presence of the board.

Vacancies in the above-mentioned offices will be filled as outlined in law.

Adopted 1972; Revised 12/75, 10/83, 5/18/93, 5/85, 7/93, 11/16/10, 9/19/17

Legal References:

S.C. Code, 1976, as amended:

[Section 59-19-70](#) - Election of officers.

Lexington District One Schools

Administrative Rule BD-R Organization Of The Board

Issued 9/17

Duties of the Chairman

The chair presides at all meetings of the board and performs other duties as directed by law, South Carolina Department of Education regulations, and by this board. In carrying out these responsibilities, the chair will do the following:

- Sign the instruments, acts, and orders necessary to carry out state requirements and the will of the board.
- Consult with the superintendent in the planning of the board's agendas.
- Confer with the superintendent on crucial matters which may occur between board meetings.
- Appoint board committees, subject to board approval.
- Call special meetings of the board as necessary.
- Act as the public spokesperson for the board at all times except as this responsibility is specifically delegated to others.
- Be responsible for the orderly conduct of all board meetings.

As presiding officer at all meetings of the board, the chair will do the following:

- Call the meeting to order at the appointed time.
- Announce the business to come before the board in its proper order.
- Enforce the board's policies relating to the order of business and the conduct of meetings.
- Recognize persons who desire to speak and protect the speaker who has the floor from disturbance or interference.
- Explain what the effect of a motion would be if it is not clear to every member.
- Restrict discussion to the question when a motion is before the board.
- Answer all parliamentary inquiries, referring questions of legality to the board attorney.
- Put motions to a vote, stating definitely and clearly the vote and result thereof.

The chair has the right, as other board members have, to offer resolutions, discuss questions, and vote.

Duties of the Vice-Chairman

The vice-chair will have the powers and duties of the chair in his/her absence or during his/her disability and such other powers and duties as the board may from time to time determine.

Duties of the Secretary

The secretary attends all board meetings and records the proceedings. The secretary will also supply records and other information which the board may require or need. Among his/her duties will be the following:

- Keep a permanent record of all proceedings of the board.
- Prepare such reports and perform such duties as may be prescribed by statutes or directions of the board chair.

The board, at its discretion, may employ a competent professional person to record minutes and proceedings of the board.

Issued 5/85; Revised 9/19/17

Lexington District One Schools

LEXINGTON SCHOOL DISTRICT ONE
Lexington, South Carolina

CONSENT AGENDA

BOARD AGENDA ITEM: 7.0

BOARD MEETING DATE: December 13, 2022

SUBJECT: 7.1 Approval of Minutes of the November 9, 15, and 29, 2022 Board Meetings
7.2 Student Travel Requests

BACKGROUND:

A consent agenda (also known by Roberts Rules of Order as a “consent calendar”) **groups routine meeting discussion points into a single agenda item.** In so doing, the grouped items can be approved in one action, rather than through the filing of multiple motions.

ACTION:

Review materials prior to the board meeting for approval of Consent Agenda.

LEXINGTON SCHOOL DISTRICT ONE
Board Meeting Minutes
November 9, 2022

The Lexington County School District One Board of Trustees held a board workshop on Wednesday, November 9, 2022, in the Lexington Technology Center’s multipurpose room located at 2421 Augusta Highway in Lexington, South Carolina. The meeting was recorded and a video of the meeting has been uploaded to the YouTube channel and LexOne video website. It is also on the Board Meeting Agendas and Minutes webpage.

Board Members: Chair Anne Marie Green, Secretary Mike Anderson, Dr. Kyle Guyton, Kathy Henson, and Tim Oswald. Jada Garris and Dr. Brent Powers were not present.

1.0 Call to Order 11:00 a.m.

Chair Green called the workshop to order.

1.1 Notification of Compliance with S.C. Freedom of Information Act

Chair Green called to order the November 9, 2022 board workshop at 11:00 a.m. The district is in compliance with S.C. Freedom of Information Act by notifying the media of the date, time and place of the meeting. The district tapes the meeting for accuracy in preparing the minutes. Mr. Mike Anderson led the Pledge of Allegiance.

2.0 Approval of Agenda

Chair Green called for a motion to approve the agenda as presented. A motion was made, seconded and was approved.

Motion	Second	Action
Anderson	Guyton	Approved Unanimously

3.0 Data-informed Decision-making at the School Level (Priorities 2 and 3)

Dr. Postlewait introduced the workshop. District leaders and principals were given the opportunity to look at continuous improvement at the school level and the board was invited to listen to leaders internal thinking as they worked through the new State accountability system. Leaders were challenged with how to place students who need the most help with very effective teachers, and, how to expand learning time. Board members will be able to gain insight into the intricate work of school leaders as they prepare for the budget process and new strategic planning. She challenged the team to be the fastest improving district in the state.

Ms. Mary Gaskins, Chief Academic Officer, said that during the October board meeting, Dr. Shane Phillips presented an overview of summative data from last year and the district’s shift to i-Ready. Ms. Henson posed the question about what the schools do with that data. Ms. Gaskins reviewed the process each school goes through in preparing an action plan to impact the growth and the annual continuous review of those action plans.

Dr. Natalie Osborne-Smith, Leadership Development and Continuous Improvement Director, reviewed the protocol for the workshop. Presentations were made by Christy Graham, principal of Oak Grove Elementary, Gloria Jenkinson, principal of Beechwood Middle School, and Jacob Nelson, principal of Gilbert High School.

After each presentation, school leaders and board members were to engage in table talk with a focus on three questions: 1) what is something that excites you about the action plans that were presented; 2) what is a potential stretch, revision or challenge you would give to the schools that presented; and, 3) what is a connection from the presentations that you as a principal would make to your own school’s action plan.

After each round, tables shared a praise, suggestion or connection.

After the three rounds, Board of Trustees members were asked what resonated with them after hearing how schools make data-informed decisions for students and staff. Feedback included comments on the complexities of the work involved at the school level on a day-to-day basis, appreciation of the system level implementation and the enormity of the time involved. They were complimentary of the talent of the school level leaders and enabling teacher leaders at the school level and a renewed sense of the district being on the right path and inclusive of all students and all staff.

In closing, Dr. Postlewait thanked the board for their involvement with the process today to understand the work being done by the leaders in the room and being able to understand their complicated insight and forethought in the process. Moving forward, the district needs to identify the most effective practices and how to expand learning time to help all students grow. The board will be challenged through the more autonomy in funding to systemically look at how to invest in moving students forward the fastest. Dr. Postlewait thanked the board members for attending and recognized the outgoing board members.

10.0 Adjourn

Chair Green called for a motion to adjourn. A motion was made, seconded and approved. The meeting was adjourned at 1:05 p.m.

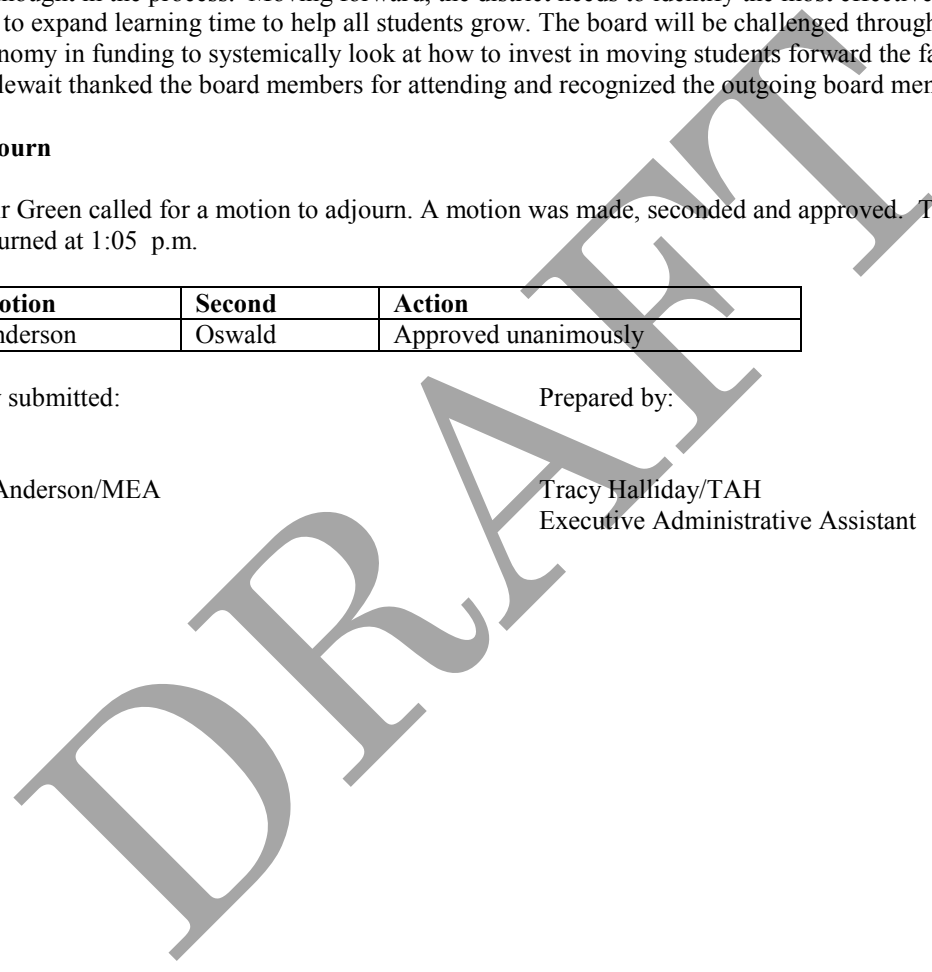
Motion	Second	Action
Anderson	Oswald	Approved unanimously

Respectfully submitted:

Michael E. Anderson/MEA
Secretary

Prepared by:

Tracy Halliday/TAH
Executive Administrative Assistant



LEXINGTON SCHOOL DISTRICT ONE
Board Meeting Minutes
November 15, 2022

The Lexington County School District One Board of Trustees held a meeting on Tuesday, November 15, 2022, in the Lexington County School District One's Central Services Building One located at 100 Tarrar Springs Road in Lexington, South Carolina. The meeting was livestreamed on the Lexington One YouTube channel and a video of the meeting has been uploaded to the YouTube channel and LexOne video website. It is also on the Board Meeting Agendas and Minutes webpage.

Board Members: Chair Anne Marie Green, Secretary Mike Anderson, Jada Garris, Dr. Kyle Guyton, Kathy Henson (Ms. Henson left during 9.1), Tim Oswald, and Vice Chair Dr. Brent Powers.

1.0 Call to Order 5:00 P.M.

Chair Green called the meeting to order.

2.0 Executive Session

Chair Green called for a motion to enter executive session. A motion was made to enter executive session to receive legal advice in the matter of Garris vs. Lexington County School District One and to discuss 2022–23 employment recommendations, personnel matters related to the district's organizational structure and a contractual matter involving potential RFQ or RFP. The motion was seconded and approved.

Motion	Second	Action
Anderson	Oswald	Approved Unanimously

Ms. Garris' recusal statement as of December 4, 2018 was read into the record:

In accordance with Section 9-13-700(B), I hereby abstain from all votes, deliberations and other action on the following matter: Jada Garris, individually, and on behalf of all others similarly situated, vs. Lexington County School District One, Case # 2017-CP-32-0435. Reasons for disqualification is that I am a litigant in the above-described matter, who possesses a financial interest in its outcome.

3.0 Adjourn Executive Session

Chair Green called for motion to conclude executive session and return to general session. A motion was made, seconded and approved.

Motion	Second	Action
Anderson	Oswald	Approved Unanimously

4.0 Call to Order General Session

Chair Green called to order the general session of the November 15, 2022, board meeting at 6:05 p.m. The district is in compliance with the S.C. Freedom of Information Act by notifying the media of the date, time and place of the meeting. Ms. Kathy Henson led the Pledge of Allegiance.

5.0 Approval of the Agenda

Chair Green called for a motion to approve the agenda as presented. A motion was made, seconded and approved.

Motion	Second	Action
Guyton	Powers	Approved Unanimously

6.0 Approval of the Minutes

6.1 Approval of the Minutes of the October 4 and 18, 2022 Board Meetings

Minutes of the October 4 and 18 board meetings were included for approval. Chair Green asked for any additions or corrections to the minutes, other than those that had already been received. Hearing none, the minutes were accepted as presented.

6.2 Correction to June 14, 2022 Board Meeting Minutes

Chair Green called for a motion to approve the correction to the June 14, 2022, board meeting minutes. There was a clerical error in recording the first day of school for 2022-2023. It should be recorded that the first day of school for 2023-2023 is August 9, 2023. A motion was made, seconded and approved.

Motion	Second	Action
Anderson	Guyton	Approved Unanimously

7.0 Reports and Action Items, if needed, from Executive Session

7.1 Chair Green called for a motion in the matter of Garris vs. Lexington County

Chair Green called for a motion in the matter of Garris vs. Lexington County School District One. A motion was made that the Board approve a payment of \$16,000 of fees and costs to Ms. Garris’ attorney in full and final settlement of this matter. The motion was seconded and approved.

Motion	Second	Action
Guyton	Powers	Approved; Garris abstained

7.2. Employment Recommendations for the 2022-2023 Academic Year

Chair Green called for a motion to approve one certified recommendation for the 2022-2023 academic year. The motion was made, seconded and approved.

Motion	Second	Action
Oswald	Anderson	Approved Unanimously

Chair Green called for a motion to approve one administrative recommendation for the 2022-2023 academic year. The motion was made, seconded and approved.

Motion	Second	Action
Oswald	Anderson	Approved Unanimously

Chair Green called for a motion to accept the newly hired support staff report for 2022-2023 as presented by administration. The motion was made, seconded and approved.

Motion	Second	Action
Oswald	Anderson	Approved Unanimously

Chair Green reported that the board discussed personnel matters related to the district’s organizational structure with the Superintendent and discussed a contractual matter involving a potential RFQ or RFP. No action is necessary at this time.

8.0 Honors, Achievements and Special Recognition

The board recognized the thirty-one 2022-2023 school-level teachers of the year. Ms. Jamie Crumpton, Gilbert High School’s Career Specialist, was honored as the South Carolina Career and Technical Education 2022 Career Specialist of the Year. Ms. Julie Rojek, Career Services Coordinator received the 2022 Counseling and Career Development Professional of the Year. Dr. Natalie Osborne-Smith was recognized for leading the district in the Cognia review process. Lexington One was recognized as a 2022 Cognia System of Distinction in addition to receiving its accreditation in August 2022. Special recognition and honors were given to outgoing board members Mrs. Jada Garris, Dr. Kyle Guyton and Mr. Tim Oswald for their service and dedication to Lexington One for the past four years.

9.0 Superintendent's Report**9.1 Superintendent's Update — Superintendent Gerrita Postlewait, ED.D.****School Safety Training Center — Chief Mark Keel, South Carolina Law Enforcement Division**

Superintendent Postlewait introduced Chief Mark Keel of the South Carolina Law Enforcement Division (SLED), his team and State House Representative Chris Wooten. Chief Keel presented the history of SC Center for School Safety and Targeted Violence initiative. SLED has provided active shooter training and school safety programs to hundreds of thousands of government officials, law enforcement, school staff, bus drivers and others. For over five years, SLED has utilized the old Gilbert Elementary School during the summers for SLED training. Chief Keel and State Superintendent Molly Spearman began discussing the prospect of a full-time, permanent center for the entire state of South Carolina with support from the Governor's Office and members of the SC General Assembly. Dr. Guyton has received support from Gilbert leaders and community members. Chief Keel began meeting with Superintendent Little, and subsequently Dr. Postlewait and district level administration regarding a partnership to create the SC Center for School Safety at the old Gilbert Elementary School. Lexington County Sheriff Jay Koon, Gilbert Mayor John Reeder, members of the Lexington legislative delegation and Gilbert principals have been included in discussions.

Mr. Wayne Freeman, Director of Active Shooter Training Unit for SLED presented the mission and benefits of the proposed SC Center for School Safety. The intent is to support the advancement of all forms of training that increase school safety across the state, to provide a training site for first responders, and to further threat assessment and behavioral intervention. Mr. Freeman shared the plans on how the Center would utilize the entire GES campus and plans for continuing community and school district activities on the campus. The Gilbert community would benefit by an increased law enforcement presence, conference and workshop space, continued community activity for Gilbert residents, and increased economic/commerce potential. The Center would house the SLED Active Violence Training Unit, and provide space for SC Behavioral Sciences, SC Department of Mental Health, SC Department of Education, the Lexington Sheriff's Department, as well as Lexington One staff.

Both Chief Keel and Representative Wooten spoke on the funding for the Center. They have received assurances from key state legislators and the Ways and Means Committee for funding. This includes funding to support Lexington One's initiative to develop an early childhood center in the Gilbert area. While the facility itself would not be turned into a center, the state would assist with funding to expand early childhood programming in the area. Dr. Postlewait will continue discussions with SLED and the legislative delegation and report to the board.

Dr. Postlewait later reiterated that there were no specific funds allocated in the bond referendum for preschool centers in the Gilbert and Pelion area. The allocation was for demolition of the two-story section of Gilbert Elementary. Remaining funds would have been considered for feasible preschool centers. SLED and the legislature have pledged to help with programming NOT an actual center. This may mean funding for portables or classroom space to increase capacity of preschool programming in the Gilbert and Pelion areas.

SC 2021–22 Legislative Budget Proviso 1.105

Dr. Postlewait provided background on the State Budget Proviso 1.105 and how the terms "social-emotional learning" became part of school districts' vocabulary. The 2018 Federal School Safety Commission, established by President Trump and led by Education Secretary Betsy DeVos, cited that "the development of social and emotional skills could lead to improved outcomes for educational attainment, employment and earnings." The term is very nebulous and can be interpreted differently. South Carolina took steps to further define its meaning and developed the Profile of the SC Graduate which includes life and career characteristics. The General Assembly took steps to further identify social-emotional learning practices in Proviso 1.105 by outlining things districts are prohibited to teach in order to receive state funding. The district is currently conducting an internal audit/evaluation of district curriculum and teaching practices. Once this is complete, the district will report back to the board and the Lexington delegation. She is also recommending an external curriculum audit to determine if the district is violating any of the provisions outlined in the proviso pertaining to the life, career and social supports.

Status Report — 45-day priorities and next steps

Department chiefs gave a 45-day update on the six strategic priorities laid out for the 2022-2023 school year. The board received an update on safety and security, instructional progress in ELA and Math, providing for social-emotional and mental health needs, human resources initiatives, communication initiatives and finance, operations and technological equipment refresh efforts. Dr. Postlewait reviewed the buckets for strategic planning priorities

for 2022-23. Priority #2 work includes analyzing programs to identify those that contribute to major student gains and Priority #6 includes longer-term financial and facilities needs as part of the new strategic plan. She will begin hosting listening sessions on various topics to hear from community stakeholders and she discussed plans for new board member orientation.

9.2 Operations Update — Matt Warren, Interim Chief Operations Officer

Mr. Warren provided an update on the 2018 building program. The district received occupancy for the new Gilbert High School athletic facilities. The new transportation facility construction continues on the bus garage and laying asphalt. He provided an executive summary of the four-classroom addition at Forts Pond Elementary. Progress on all projects can be tracked on the building plan page on the Lexington One website.

9.3 Capital Project Update — Jennifer Miller, Chief Financial Officer

Ms. Miller indicated the monthly capital report is being modified to include additional information for the board. This format change will include a transfer column and encumbrance column (encumbrances are expenditures that are committed but not actually spent at the time of the report). These will be estimates and will fluctuate regularly. It is normal for projects to come in over or under budget. Projects at the end of the five-year program will reflect what has been happening in the economy. The October and November reports, in the new format will be included at the December meeting.

9.4 Procurement Update — Jennifer Miller

Ms. Miller reported on her review of purchasing card (P-cards) procedures and controls. In her examination, she has found no fraudulent activity but has found opportunities to enhance P-card controls. The process is being streamlined and will include three new internal controls that will be implemented on December 1. She is holding training sessions with each school principal and department head to review guidelines. New controls include an Assistance Acknowledgement Form that will capture more detail on the use of donations, Gift Card Recognition Acknowledgement Form to enhance documentation on the purchase and distribution of gift cards, and, a State Contract Comparison Form. As a school district, Lexington One has the benefit to buy on state contract but is not required to do so. She explained the unauthorized procurement report from the month of October and the reasons they were deemed unauthorized. There was nothing wrong with the purchase but rather the procedure for the purchases.

10.0 Citizens' Participation

Chair Green reviewed the citizens participation guidelines.

Mariel Taylor, citizen of Lexington and former Lexington One teacher, addressed the board on literacy and the Lucy Calkins reading curriculum. She believes these are not proper literacy techniques and that students mimic reading and are not actually learning to read. She asked the board and district to consider early childhood literacy curriculum.

Emily Coppney, high school student, addressed the board on EL education. She gave her experiences of collaboration and relationship building in CREW, linking real world issues in the classroom and the benefits this curriculum has provided her. She advocated for keeping the EL curriculum.

Debbie Heim, citizen of Lexington, gave her view on the SLED training facility and the early childhood center that was promised, to make sure the finances were available to provide for it and the other construction increases on referendum projects.

11.0 New Business

11.1 Ad Hoc Committee Status Report — Committee Chair Kyle Guyton

Committee Chair Guyton gave a review of the work of the ad hoc committee on B policies. While all B policies have not been reviewed, the committee has done quality work. He encouraged the new board to continue the work and would like to see Ms. Henson continue to serve on the committee as Chair.

11.2 Explanation of certification of board election and oath of office (Policy BBB)— Board Chair Green

Chair Green explained that the Board of Trustees election results had not yet been certified but the county hopes to have the election certified by November 18. New board member activity would not commence until one week after certification.

12.0 Action Items

12.1 Student Travel Request(s) (Policy IJOA) — Mary Gaskins, Chief Academic Officer and Clark Cooper, Interim Chief Student Services Officer

Chair Green called for a motion for the board to approve nine student travel requests. The travel requests were reviewed by administration and are in compliance with Board Policy. A motion was made, seconded and approved.

Motion	Second	Action
Anderson	Oswald	Approved Unanimously

12.2 Recommendations from Ad Hoc Committee on B Policy Revisions

12.1.1 Second Reading — Policy BD, BD-R Organization of the Board

Chair Green called for a motion to approve the second reading of Policy BD, and BD-R Organization of the Board.

Main Motion	Second	Action
Guyton	Oswald	Tabled

Dr. Guyton made a motion to amend and adopt new language in Policy BD. The second reading included language on disciplinary action of board members. After first reading and board discussion, he drafted this alternative language: Removal of Board Officers: As board officers are duly elected by a majority vote of the board, the board may act to remove a board officer in the event of an officer’s willful and/or continuing violation of policy by a super-majority (75%) vote of the board. The motion was seconded and approved.

Motion to Amend	Second	Action
Guyton	Garris	4 in favor; 2 opposed (Anderson, Powers)

Discussion: This language would replace the language from the first reading under disciplinary action of board members stemming from discussion at the last board meeting. There is clear policy on how the board installs, therefore, there should be a mechanism to remove an officer for misconduct or neglect of office. Vice Chair Powers suggested feedback from SCSBA or external review. Dr. Guyton indicated the committee reviewed language from other districts.

After the vote, Mr. Anderson suggested that this policy be tabled due to the late change and be sent back to the ad hoc committee for further work. Ms. Garris made a motion to recall the vote.

Motion to Recall Vote	Second	Action
Garris	Anderson	5 in favor; 1 opposed (Guyton)

The board voted on Mr. Anderson’s motion to table.

Motion to Table Policy BD	Second	Action
Anderson	Garris	5 in favor; 1 opposed (Guyton)

Committee Chair Guyton motioned to split the vote of Policy BD and BD-R administrative Rule and called to approve BD-R. There was no second, the motion failed.

Motion Approve BD-R	Second	Action
Guyton	None	Failed

12.2.2. Second Reading — BBAA-R Administrative Rule Board Member Authority and Responsibilities

Chair Guyton motioned for an amendment to be presented with second reading acknowledging that language that was initially presented in the previous reading of the policy inadvertently left out of the second reading. He reviewed the paragraph that had been omitted in this copy regarding the board chair’s ability to seek legal advice. The motion was seconded and approved.

Motion to Insert Amendment	Second	Action
Guyton	Garris	Approved Unanimously

Mr. Anderson made a motion to table the policy with the amendment due to the late change. Dr. Powers seconded in order to review the policy language concerning agenda setting)

Motion to Table	Second	Action
Anderson	Powers	2 in favor (Anderson, Powers); 4 opposed

The board continued discussion of BBAA-R with the amendment. There was discussion on the section pertaining to adding agenda items to the board agenda. The new language provides an avenue for a board member to request an agenda item and for the district to be able to provide feedback on the request prior to the board voting to place it on the agenda. Dr. Powers did not believe the language was necessary as any agenda items should be pertinent to and align to the strategic plan.

Chair Guyton made motion to approve Policy BBAA-R with the amendment. The motion was seconded and approved.

Motion	Second	Action
Guyton	Garris	5 in favor; 1 opposed (Powers)

12.3 Proposed SCSBA 2023 Officers and Directors, Legislative Resolutions, and Constitution and Bylaws Changes — Board Chair Green

Chair Green called for a motion to approve the recommendations in the SCSBA Delegate Assembly Handbook that the Lexington One board delegates would be voting on at the SCSBA meeting on December 3. A motion was made that the board authorize its delegates to vote in favor of the SCSBA’s Nominating Committee recommendations for SCSBA’s 2023 Officers and Directors, the SCSBA’s Legislative Committee’s recommendations for SCSBA’s 2023 Legislative Resolutions and SCSBA’s Policy and Constitution Committee recommendations for Constitution and Bylaws changes. The motion was seconded and approved.

Motion	Second	Action
Anderson	Guyton	Approved Unanimously

13.0 Items for Board Information (for information only)

- 13.1 Monthly General Fund Financial Report — October 2022**
- 13.2 Monthly General Fund Budget Transfers Report — October 2022**
- 13.3 Monthly Unauthorized Procurements Report — October 2022**

14.0 Adjourn

Chair Green called for a motion to adjourn. Mr. Anderson made a motion to adjourn. The meeting adjourned at 8:25 p.m.

Motion	Second	Action
Anderson	Powers	Approved Unanimously

Respectfully submitted:

Prepared by:

Michael Anderson/MEA
Secretary

Tracy Halliday/TAH
Executive Administrative Assistant

LEXINGTON SCHOOL DISTRICT ONE
Board Meeting Minutes
November 29, 2022

The Lexington County School District One Board of Trustees held a meeting on Tuesday, November 29, 2022, in the Lexington County School District One's Central Services Building One located at 100 Tarrar Springs Road in Lexington, South Carolina. The meeting was livestreamed on the Lexington One YouTube channel and a video of the meeting has been uploaded to the YouTube channel and LexOne video website. It is also on the Board Meeting Agendas and Minutes webpage.

Board Members: Chair Anne Marie Green, Secretary Mike Anderson, Kathy Henson, Katie McCown, Chris Rice, Beth Shealy. Vice Chair Dr. Brent Powers was not present..

1.0 Call to Order 5:37 P.M

Chair Green called to order the general session of the November 29, 2022, board meeting at 5:37 p.m. immediately following the oath of office ceremony for newly elected board members. The Honorable Walton J. McLeod of the Eleventh Judicial Circuit administered the oath of office to Mrs. Katie McCown, Mr. Chris Rice and Mrs. Beth Shealy. The district is in compliance with the S.C. Freedom of Information Act by notifying the media of the date, time and place of the meeting. The district tapes the meeting for accuracy in preparing the minutes. Ms. Kathy Henson led the Pledge of Allegiance.

2.0 Approval of the Agenda

Chair Green called for a motion to approve the agenda as presented. A motion was made, seconded and approved.

Motion	Second	Action
Anderson	Henson	Approved Unanimously

3.0 Executive Session

Chair Green called for a motion that the board enter executive session to discuss a contractual matter related to legal services. A motion was made, seconded and approved.

Motion	Second	Action
Anderson	Henson	Approved Unanimously

3.0 Adjourn Executive Session

Chair Green called for motion to conclude executive session and return to general session. A motion was made, seconded and approved.

Motion	Second	Action
Anderson	Henson	Approved Unanimously

5.0 Reports and Action Items, if needed, from Executive Session

Chair Green called for a motion regarding a contractual matter related to legal services. A motion was made for the board to authorize Superintendent Postlewait to enter into a contract with Robinson Gray Stepp & Lafitte, LLC to provide legal services in the case of the South Carolina Freedom Caucus vs. Lexington County School District One. The motion was seconded and approved.

Motion	Second	Action
Shealy	Anderson	Approved unanimously

6.0 Adjourn

Chair Green called for a motion to adjourn. A motion was made, seconded and approved. The meeting adjourned at approximately 6:20 p.m.

Motion	Second	Action
Anderson	McCown	Approved Unanimously

Respectfully submitted:

Prepared by:

Michael Anderson/MEA
Secretary

Tracy Halliday/TAH
Executive Administrative Assistant

DRAFT



Student Travel Requests

Board of Trustees Meeting Date: December 13, 2022

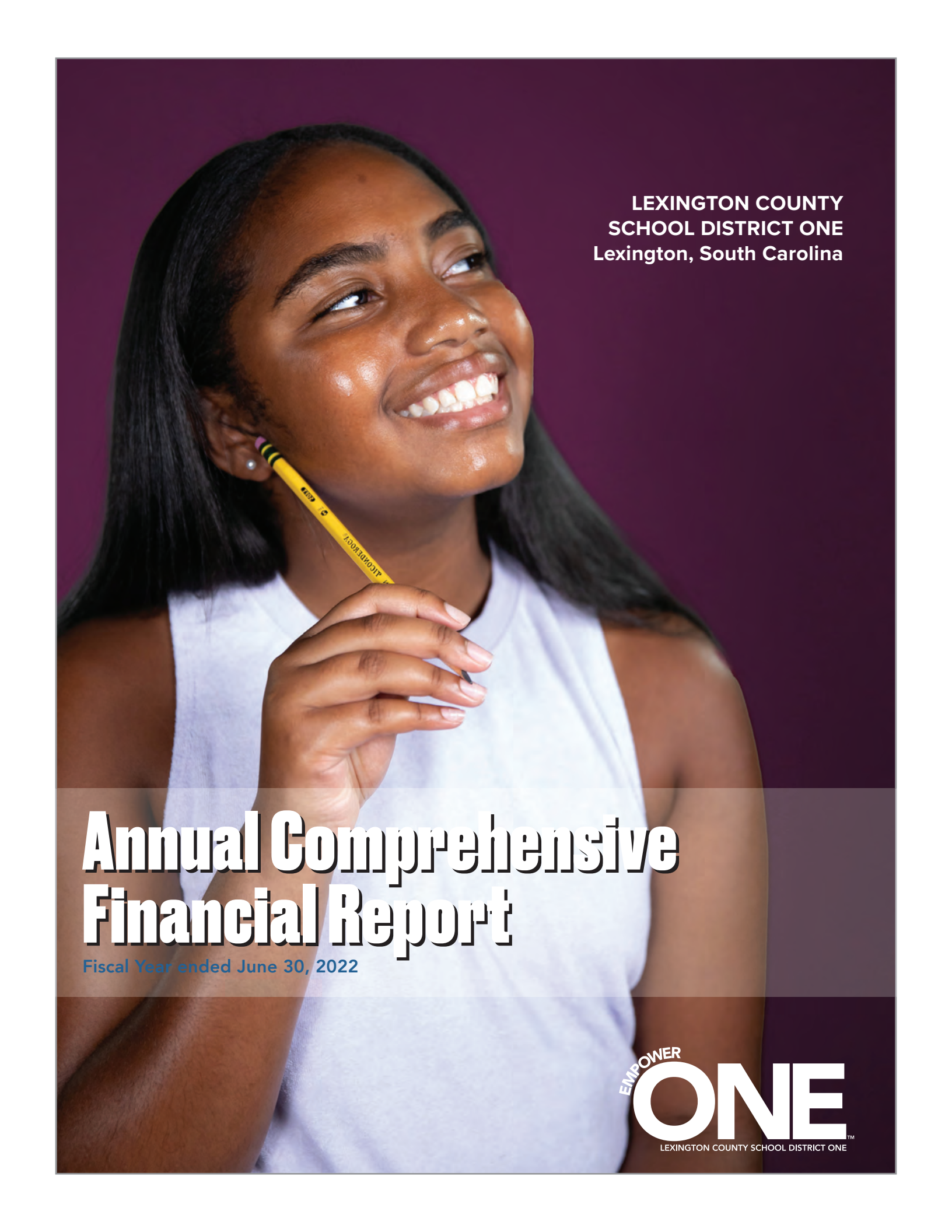
Student instructional and athletic travel requests have been reviewed and are in compliance with Board Policy IJOA - Field Studies and International Travels. I = Instructional A=Athletic

I/A	School	Date/Location	Event
I	BMS and PHMS	4/13 - 4/15/23 Gatlinburg, Tennessee	50 BMS and PHMS students will prepare and perform concert selections for adjudicators at the Smoky Mountain Music Festival
I	GHS	3/2 - 3/4/23 Winthrop University, Rock Hill, SC	6 GHS SCMEA All-State Chorus students to attend competitive auditions
I	GHS	3/15 - 3/17/23 North Charleston, SC	30 GHS students to attend SC HOSA State Leadership Conference
I	LHS	3/2 - 3/4/23 Winthrop University, Rock Hill, SC	12 LHS SCMEA All-State Chorus students to attend competitive auditions
I	LHS	3/30 - 4/2/23 Universal Studios, Orlando, Florida	LHS Cat Band members to perform in parade at Universal Studios
I	LTC	4/21 - 4/26/23 Orlando, Florida	16 LTC DECA Chapter students will compete in international competitions, leadership workshops and industry certification
I	MGMS and LMS	4/19 - 4/22/23 Orlando, Florida	44 MGMS and LMS students will attend two workshops to learn about music technology and the art of performance
I	PHS	3/5 - 3/7/23 Myrtle Beach, SC	6 PHS Culinary students will compete in Culinary Competitions
I	PHS	4/30 - 5/5/23 Oklahoma City, Oklahoma	5 PHS students will compete in the National Soil and Land Evaluation CDE
I	PHMS	4/27 - 4/30/23	8th Grade Trip to visit areas of historical and



Student Travel Requests

		Atlanta, Georgia	cultural importance
I	RBHS	2/24 - 2/26/23 University of North Carolina, Chapel Hill, NC	34 RBHS students will be participating in a Model UN Conference through participation in a simulation
I	RBHS	4/14 - 4/18/23 New York City, NY	20 RBHS students will have opportunities to experience the Media Arts in music, theater, photographs, video and television
I	WKHS	1/20 - 1/22/23 Myrtle Beach, SC	4 WKHS Unified P.E. students to attend Annual Leadership Conference
I	WKHS	3/2 - 3/4/23 Winthrop University, Rock Hill, SC	4 WKHS SCMEA All-State Chorus students to attend competitive auditions
I	WKHS	3/15 - 3/17/23 North Charleston, SC	35 WKHS HOSA students will participate and compete against other student HOSA Groups from around the state



LEXINGTON COUNTY
SCHOOL DISTRICT ONE
Lexington, South Carolina

Annual Comprehensive Financial Report

Fiscal Year ended June 30, 2022

EMPOWER
ONE[™]
LEXINGTON COUNTY SCHOOL DISTRICT ONE

Annual Comprehensive Financial Report

of

Lexington County School District One

Lexington, South Carolina

For the Year Ended

June 30, 2022

Prepared By:

The Office of Finance

Lexington County School District One

LEXINGTON COUNTY SCHOOL DISTRICT ONE
LEXINGTON, SOUTH CAROLINA

TABLE OF CONTENTS

FOR THE YEAR ENDED JUNE 30, 2022

	<u>Reference</u>	<u>Page</u>
<u>INTRODUCTORY SECTION</u>		
Letter of Transmittal		1
Lexington One Board of Trustees		7
List of Principal Officials		8
Organizational Chart		9
Award of Financial Reporting Achievement		10
Certificate of Excellence in Financial Reporting		11
<u>FINANCIAL SECTION</u>		
Independent Auditor's Report		13
Management's Discussion and Analysis		16
Basic Financial Statements:		
<i>Government-wide Financial Statements :</i>		
Statement of Net Position		28
Statement of Activities		29
<i>Fund Financial Statements :</i>		
Balance Sheet – Governmental Funds		30
Reconciliation of Governmental Funds Balance Sheet to the Statement of Net Position		33
Statement of Revenues, Expenditures and Changes in Fund Balances - Governmental Funds		34
Reconciliation of the Governmental Funds Statement of Revenues, Expenditures, and Changes in Fund Balances to the Statement of Activities		36
<i>Basic Notes to Financial Statements</i>		37
Required Supplementary Information:		
<i>Budgetary Comparison Schedule - General Fund</i>		
Schedule of Revenues, Expenditures, and Changes in Fund Balance-Budgets and Actual	Schedule A-1	76
<i>Pension Plan Schedules</i>		
Schedule of the District's Proportionate Share of the Net Pension Liability - South Carolina Retirement System		77
Schedule of the District's Contributions - South Carolina Retirement System		78
Schedule of the District's Proportionate Share of the Net Pension Liability - Police Officers Retirement System		79
Schedule of the District's Contributions - Police Officers Retirement System		80
<i>OPEB Schedules</i>		
Schedule of the District's Proportionate Share of the Net OPEB Liability		81
Schedule of the District's OPEB Contributions		82
Supplementary Information:		
<i>Combining and Individual Fund Schedules:</i>		
<u>General Fund</u>		
Schedule of Revenues, Expenditures and Changes in Fund Balance - Revised Budget and Actual - General Fund	Schedule A-2	86
<u>Special Revenue - Special Revenue Funds</u>		
Schedule of Revenues, Expenditures and Changes in Fund Balance	Schedule B-1	98
Supplemental Listing of LEA Subfund Codes and Titles	Schedule B-2	118
Summary Schedule for Other Designated Restricted State Grants	Schedule B-3	119
<u>Special Revenue - Education Improvement Act</u>		
Combining Schedule of Revenue, Expenditures and Changes in Fund Balance - All Programs	Schedule B-4	120
Summary Schedule by Program	Schedule B-5	126
<u>Other Schedule</u>		
Detailed Schedule of Due to State Department of Education	Schedule B-6	127
<u>Special Revenue - Food Service Fund</u>		
Schedule of Revenues, Expenditures and Changes in Fund Balance	Schedule B-7	128

LEXINGTON COUNTY SCHOOL DISTRICT ONE
 LEXINGTON, SOUTH CAROLINA

TABLE OF CONTENTS

FOR THE YEAR ENDED JUNE 30, 2022

FINANCIAL SECTION (Continued)

	<u>Reference</u>	<u>Page</u>
Supplementary Information: (Continued)		
<i>Combining and Individual Fund Schedules: (Continued)</i>		
<u>Debt Service Funds</u>		
Schedule of Revenues, Expenditures and Changes in Fund Balances	Schedule C-1	133
<u>Capital Projects Funds</u>		
Schedule of Revenues, Expenditures and Changes in Fund Balance	Schedule D-1	137
Location Reconciliation Schedule		138
Other Schedules:		
Schedule of General Obligation Bonds Outstanding		140
Schedule of Lexington One School Facilities Corp. Installment		143
Purchase Revenue Bonds Outstanding		

STATISTICAL SECTION

Net Position by Component	Table 1	146
Changes in Net Position	Table 2	147
Fund Balances of Governmental Funds	Table 3	149
Changes in Fund Balances of Governmental Funds	Table 4	150
Assessed Value and Estimated Actual Value of All Taxable Property	Table 5	151
Property Tax Rates – Direct and Overlapping Governments	Table 6	152
Principal Property Taxpayers	Table 7	153
Property Tax Levies and Collections	Table 8	154
Legal Debt Margin Information	Table 9	155
Ratios of Outstanding Debt by Type	Table 10	156
Ratios of General Bonded Debt Outstanding	Table 11	157
Direct and Overlapping Governmental Activities Debt	Table 12	158
Demographic Statistics – Lexington County	Table 13	159
Principal Employers – Lexington County	Table 14	160
Employees by Function	Table 15	161
Operating Statistics	Table 16	162
Teacher Salaries	Table 17	163
Capital Asset Statistics by School	Table 18	164

COMPLIANCE SECTION

Summary Schedule of Prior Audit Findings	171
Schedule of Findings and Questioned Costs	172
Corrective Action Plan	174
Schedule of Expenditures of Federal Awards	175
Notes to the Schedule of Expenditures of Federal Awards	177
Independent Auditor’s Report on Internal Control Over Financial Reporting and on Compliance and Other Matters Based on an Audit of Financial Statements Performed in Accordance with <i>Government Auditing Standards</i>	178
Independent Auditor’s Report on Compliance for Each Major Program and on Internal Control Over Compliance Required by the Uniform Guidance	180



(This page intentionally left blank)

Introductory





November 30, 2022

To the Board of Trustees and Citizens of Lexington County School District One:

State law requires that all school districts publish within six months of the close of each fiscal year a complete set of financial statements presented in conformity with generally accepted accounting principles (GAAP) and audited in accordance with generally accepted auditing standards by a firm of licensed certified public accountants. Pursuant to that requirement, we hereby issue the annual comprehensive financial report of Lexington County School District One (the District) for the fiscal year ended June 30, 2022.

This report consists of management's representations concerning the finances of the District. Consequently, management assumes full responsibility for the completeness and reliability of all of the information presented in this report. To provide a reasonable basis for making these representations, management of Lexington County School District One has established a comprehensive internal control framework that is designed both to protect the District's assets from loss, theft or misuse, and to compile sufficient reliable information for the preparation of the District's financial statements in conformity with GAAP. Because the cost of internal controls should not outweigh their benefits, Lexington County School District One's comprehensive framework of internal controls has been designed to provide reasonable rather than absolute assurance that the financial statements will be free from material misstatement. As management, we assert that, to the best of our knowledge and belief, this financial report is complete and reliable in all material respects.

The annual comprehensive financial report is presented here in four sections: introductory, financial, statistical and compliance. The introductory section includes the transmittal letter, the list of principal officials and the organizational chart. The financial section includes the basic financial statements, the combining and individual fund financial statements and schedules, as well as required supplementary information. Also included in the financial section is the independent auditor's report on these financial statements. The statistical section reflects social and economic data, financial trends and the fiscal capacity of the District. The final section is the compliance section.

Lexington County School District One's financial statements have been audited by Burkett Burkett & Burkett, CPAs, PA, a firm of licensed certified public accountants. The goal of the independent audit was to provide reasonable assurance that the financial statements of the District for the fiscal year ended June 30, 2022, are free of material misstatement. The independent audit involved examining, on a test basis, evidence supporting the amounts and disclosures in the financial statements, assessing the accounting principles used and significant estimates made by management, and evaluating the overall financial statement presentation. The independent auditor concluded, based upon the audit, that there was a reasonable basis for rendering an unmodified opinion that Lexington County School District One's financial statements for the fiscal year ended June 30, 2022, are fairly presented in conformity with GAAP. The independent auditor's report is presented as the first component of the financial section of this report.

The independent audit of the financial statements of Lexington County School District One was part of a broader, federally mandated “Single Audit” designed to meet the special needs of federal grantor agencies. The standards governing Single Audit engagements require the independent auditor to report not only on the fair presentation of the financial statements, but also on the audited government’s internal controls and compliance with legal requirements, with special emphasis on internal controls and legal requirements involving the administration of federal awards. These reports are available in the compliance section of this annual comprehensive financial report.

GAAP requires that management provide a narrative introduction, overview, and analysis to accompany the basic financial statements in the form of Management’s Discussion and Analysis (MD&A). This letter of transmittal is designed to complement the MD&A and should be read in conjunction with it. Lexington County School District One’s MD&A can be found immediately following the report of the independent auditors.

Profile of Lexington County School District One

Lexington County School District One is widely recognized as a leader in education. The District was established in 1952 by the consolidation of 23 existing school districts. The District is located in the central part of Lexington County, South Carolina (the County), that is located in the north central section of the State. The District is bound on the north by Lake Murray and the Saluda River, on the east by Lexington County School Districts Nos. 2 and 4 of the County, on the south by the North Edisto River and on the west by Lexington County School District No. 3 of the County. The District encompasses a land area of approximately 360 square miles. The District lies within the Metropolitan Statistical Area (“MSA”) of the City of Columbia, capital of the state of South Carolina.

Lexington County School District One is governed by a seven-member Board of Trustees elected by the voters of the District. Board members are elected to four-year terms. Regular board meetings are generally held on the third Tuesday of each month and are open to the public. Guided by the policies of the Board of Trustees, the District provides a broad spectrum of elementary and secondary programs to meet the needs of its diverse student population. These programs complement each other to provide a total program that is comprehensive, highly cost-effective and meets the mission statement of the District. The mission, stated as follows from the strategic plan, was developed by a committee of citizens and school district personnel, and was adopted by the Lexington County School District One Board of Trustees.

<p style="text-align: center;">The Vision Empower each child to design the future.</p> <p style="text-align: center;">The Mission Our mission is to cultivate a caring community where ALL learners are extraordinary communicators, collaborators, creators and critical thinkers.</p>

In fiscal year 2021-2022 the Lexington District One served 27,082 students, kindergarten through grade 12. The district anticipates growing over 500 students in each of the next few years. Academic programs are offered in seventeen elementary schools, eight middle schools, five high schools, a technology center and an early college. In addition, the district also has a personalized learning pathways program that houses an online learning academy designed for students in sixth through twelfth grades, as well as an alternative education services program designed to help students at risk of expulsion. A robust adult education program supports community members wishing to attain a high school diploma, GED, English and a Second Language Support, or additional certifications. The Parenting Center serves parents of children at various age levels, from

prenatal through age 5. From athletics, archery teams and performing arts programs to dual enrollment coursework, career and technology certifications, and work-based learning opportunities, the district strives to help students experience and participate in a variety of studies and programs. The district has a 1:1 technology model to make resources and content available to students both synchronously and asynchronously. The academic programs offered include but are not limited to: academically gifted and talented classes for students in grades three through twelve, a variety of accelerated, honors level, Advanced Placement, and dual enrollment courses for qualifying students, 3-year-old preschool classes for children with developmental delays, child development classes that provide interventions for 4-year-old children to better prepare them for school, a full day 5-year-old kindergarten program, early intervention services for students who need more instruction or re-teaching of basic skills in the areas of English language arts and mathematics, special education programs for all students who meet the criteria for the thirteen recognized areas of disability, programs for targeted students to reduce the potential for dropping out of school, career and technology courses for high school students at their home school and through the Lexington Technology Center. World language instruction in Spanish, French, German, Latin and Chinese is offered in schools across the district. The world language partial immersion program serves seven elementary schools in French, Spanish, Chinese, and German. In addition, Lexington District One offers extensive professional learning opportunities to grow educators and staff members. Innovative professional learning practices include model classroom visits, lab site experiences, synchronous and asynchronous virtual professional learning, graduate coursework and instructional coaching by content specialists or digital learning coaches. A competency-based leadership development system supports the recruitment, selection, assessment and evaluation, development and support, and advancement of leaders.

The annual budget for the general fund serves as the foundation for the District's financial planning and control. All schools and departments of Lexington County School District One are required to submit requests for appropriation to the district's management by the last day of February each year. The District's management uses these requests as the starting point for developing a proposed budget. The District's management then prioritizes these requests and presents a proposed budget to the Lexington County School District One Board of Trustees for study and review between April and June. The Board of Trustees is required to hold public hearings on the proposed budget and to adopt a final budget by no later than June 30, the close of the District's fiscal year. The appropriated budget is prepared by function (e.g., student instruction), object (e.g., supplies), school and department (e.g., Lexington High School). School principals may request transfers of appropriations within their school. Transfers of appropriations, however, require the special approval of the District's superintendent and must be reported to the District's Board of Trustees for their review and acceptance. Budget-to-actual comparisons are provided in this report for the general fund as noted in the table of contents as required supplementary information.

All funds of Lexington County School District One and its component units that are controlled by this governing body and are considered to be the "reporting entity," are included in this report. The Lexington County School District One Educational Foundation and Lexington One School Facilities, Corp. are blended component units of the District's operations. Since these are major funds, data from these units are shown in separate columns in the financial statement of the District. The District does not have any component units that are discretely presented. The Lexington County School District One Educational Foundation and Lexington One School Facilities, Corp. are discussed further in the school district's Management's Discussion and Analysis.

Factors Affecting Financial Condition

The information presented in the financial statements is perhaps best understood when it is considered from the broader perspective of the specific environment within which Lexington County School District One operates.

Local Economy

Local housing market sales during this time continue to indicate sustained growth in the district. Lexington County School District One's location within the Columbia Metropolitan Statistical Area (the "Columbia MSA"), which consists of Lexington, Richland, Calhoun, Fairfield, Kershaw and Saluda counties with a 2021 population of 838,250 is economically significant. As a suburban school district near the state's capital city of Columbia, Lexington County School District One serves as a key residential community on and around the shores of Lake Murray that continues to attract upscale residential housing and associated commercial development.

Based on the U.S. Census Bureau, Lexington County School District One had a population in calendar year 2021 of 151,863, a 25 percent increase over the 2010 population of 121,030. The estimated population for fiscal year 2022 for Lexington County is 300,137. As the population continues to increase, the economy of the community continues to change from one traditionally based on agriculture and manufacturing to an economy based upon retail business, service businesses, manufacturing and, to a lesser extent, agriculture.

Located within the county are a number of major corporate enterprises that help to provide a stable economy for Lexington County School District One. The larger enterprises include Dominion Energy, Amazon Fulfillment Center, WalMart Stores East LP, Michelin North America, Inc., United Parcel Services, Nephron Pharmaceuticals Corporation, Spectrum Southeast, LLC, HireRight, Walter P. Rawl & Sons Inc., Harsco Rails, and others.

In 2020, the last year for which information was available, Lexington County's per capita personal income was \$50,188. The state per capita income for this same period was \$48,021. The unemployment rate for Lexington County for June 2022 was 2.9 percent. For fiscal year 2022, according to the South Carolina Department of Employment and Workforce, the average unemployment rate in the county was 2.73 percent. The state and national unemployment rates for the same period were 3.67 and 4.19 percent, respectively. Lexington County's labor force increased from 150,230 in June 2021 to 151,018 in June 2022. The number of people employed increased from 144,976 in June 2021 to 146,697 in June 2022.

Lexington County School District One experienced an enrollment increase of 727 students for 2022 from 2021. We are expecting an enrollment increase of 610 students for fiscal year 2022-2023. The estimated actual value of all property in the District decreased to \$13,434,706,199 as of June 2022 from \$13,521,179,957 as of June 2021, a decrease of 1 percent.

The age of the school buildings is detailed in the Capital Asset Statistics by School table in the statistical section as referenced in the table of contents. The average age of our school buildings is 26 years.

Long-Term Financial Planning

The District has seen continuous growth over the past decade and longer. As such, capital projects are an important aspect of the District's long-term financial planning. The district continues to expand capacity, repair and renovate aging facilities and address technology needs in an ever changing environment.

The District has funded these capital projects by the issuance of various types of debt since the early 2000s. The district has been able to keep its borrowing costs as low as possible by maintaining high credit ratings from both Standard and Poor's and Moody's.

Both rating agencies reaffirmed the credit ratings below in August 2020 for the Series 2020C General Obligation Bonds with a stable outlook.

<u>Rating Agency</u>	<u>Long Term Rating (Enhanced)</u>	<u>Underlying Rating</u>
Moody's	Aa1	Aa2
Standard and Poor's Global	AA	AA

The District was able to maintain these ratings even with the stress from the COVID pandemic, given the district's strong financial position, fund balance reserves and liquidity, and the strong economy and growth typically seen in Lexington and surrounding counties.

On November 6, 2018, the District's voters passed a \$365 million referendum to fund a five-year building plan. This building plan was developed by a Facilities Study Committee made up of 115 business leaders, community members, parents, staff and students. The plan considered a long-range growth analysis as well as the overall needs of the district. The District issued the first bonds under the 2018 referendum in April 2019 and began work on the building plan shortly thereafter. During fiscal year 2019-20, land purchases and construction were undertaken to begin work on three new school facilities. Other improvements and additions were also started and/or completed. During fiscal year 2020-21, one elementary and one middle school facility were completed. In August 2020, a second middle school facility was completed. During 2021-22 construction was began on a new transportation facility. Construction on a second elementary school will begin in 2022-23 and the District continues to explore options for land to purchase for a third elementary school.

Relevant Financial Policies

By policy, the District must maintain not less than 7 percent of the total general fund budget as a fund balance from one fiscal year to the next. The District has maintained that balance for the 2022 fiscal year at a rate of 28 percent.

Major Initiatives

The District employed an adaptive strategic planning process during fiscal year 2018 to design a new vision, mission and goals for the next five years. The District's new vision "Empower each student to design the future" gets to the heart of the District's work and is reinforced by the new mission, "Our mission is to cultivate a caring community where ALL learners are extraordinary communicators, collaborators, creators and critical thinkers." The mission and vision provide direction for the District's system commitments which are laid forth as follows:

1. All students, regardless of circumstances, advance on time, prepared to graduate and ready to enter college, the military or industry with certification.
2. Teaching and learning develop power skills in all students.
3. Our schools are service-oriented centers of learning, committed to family and community partnerships.
4. Every adult will be equipped with the skills and resources necessary to advocate for and ensure the success of all students.

The District is working on the five year building plan approved as part of the \$365 million referendum passed by the District's voters on November 6, 2018. Safety and security updates were completed. Several renovations and upgrades were started and completed during the fiscal year. Three new school facilities have been completed to date.

Awards and Acknowledgments

The Government Finance Officers Association (GFOA) awarded a Certificate of Achievement for Excellence in Financial Reporting to Lexington County School District One for its annual comprehensive financial report (ACFR) for the fiscal year ended June 30, 2021. This was the twenty-seventh consecutive year that the District has received this prestigious award. In order to be awarded a Certificate of Achievement, the District published an easily readable and efficiently organized ACFR. This report satisfied both GAAP and applicable legal requirements.

A Certificate of Achievement is valid for a period of one year only. We believe that the current ACFR continues to meet the Certificate of Achievement Program's requirements, and we are submitting it to the GFOA to determine its eligibility for another certificate.

In addition, the District was also awarded the Association of School Business Officials International Certificate of Excellence in Financial Reporting for the annual comprehensive financial report for the fiscal year ended June 30, 2021. This was the twenty-eighth consecutive year the District has received this award. This award is the highest form of recognition in school financial reporting issued by the Association of School Business Officials International (ASBO).

We believe our current ACFR continues to meet the Certificate of Excellence in Financial Reporting program's requirements, and we are submitting it to ASBO to determine its eligibility for the award.

The preparation of this report on a timely basis could not have been accomplished without the efficient and dedicated services of the entire staff of the Finance Department. We would like to express our appreciation to all members of the department who assisted in the timely closing of the District's financial records and the preparation of this report. We also acknowledge and thank the other District departments for their assistance in the presentation and preparation of data for this report.

Respectfully submitted,



Jennifer L. Miller, CPA
Chief Financial Officer
Lexington County School District One



Gerrita Postlewait, Ed. D.
Superintendent
Lexington County School District One

Lexington County School District One

Board of Trustees



Anne Marie Green
Chair



Dr. Brent M. Powers
Vice Chair



Michael E. Anderson
Secretary



Jada Boatwright Garris



Dr. R. Kyle Guyton



Kathryn W. Henson



Timothy F. Oswald

**Lexington County School District One
List of Principal Officials
For the Year Ended June 30, 2022**

Lexington County School District One Board of Trustees

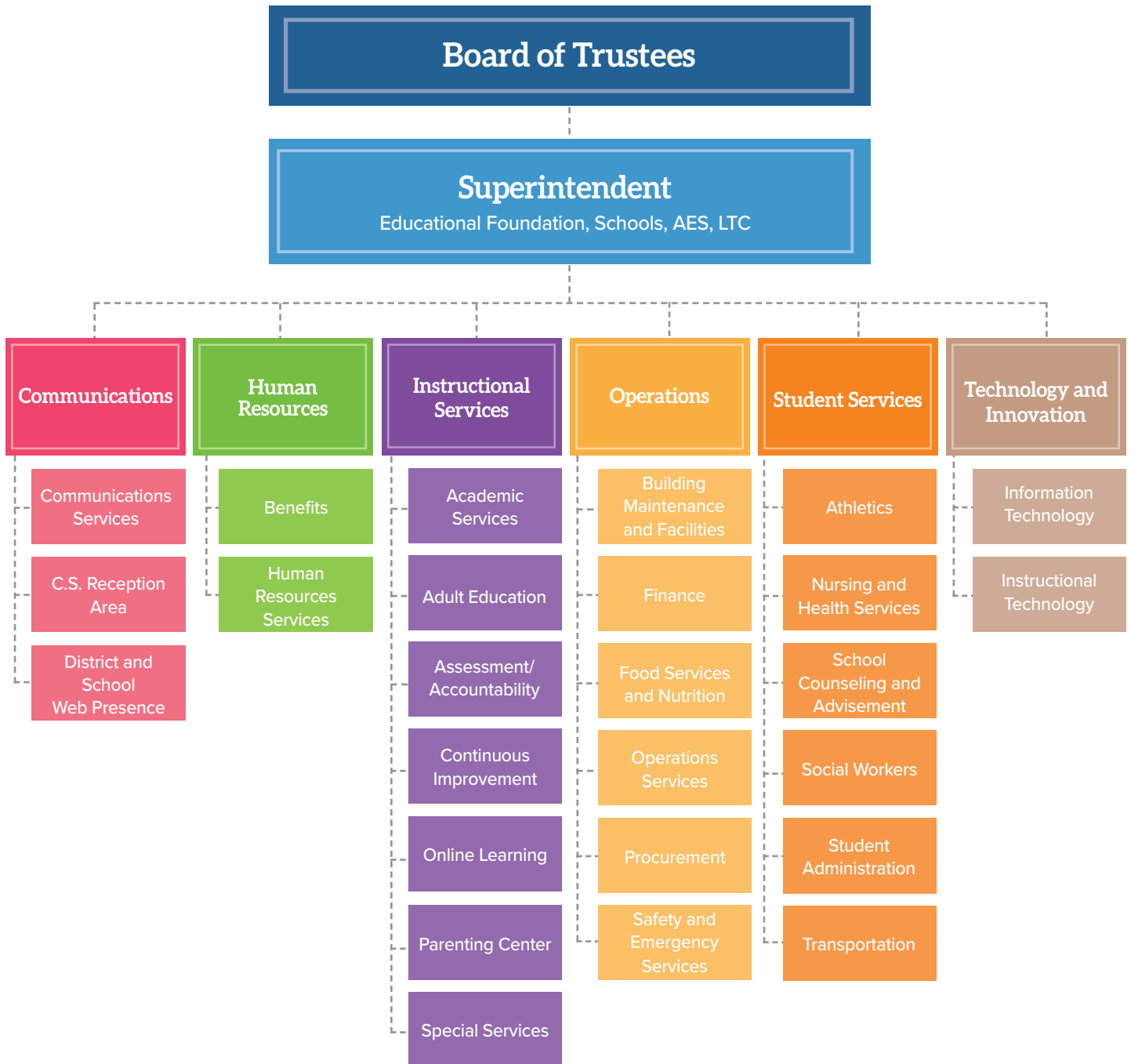
Anne Marie Green, Chair
Dr. Brent Powers, Vice Chair
Michael E. Anderson, Secretary
Jada B. Garris, Member
Dr. R. Kyle Guyton, Member
Kathryn W. Henson, Member
Timothy F. Oswald, Member

Lexington County School District One Senior Leadership Team

Gregory D. Little, Ed.D., Superintendent
Jeffrey F. Caldwell, Chief Student Services Officer
Kathryn McPhail, Chief Communications Officer
Jeffrey S. Salters, Chief Operations Officer
Devona Price, Chief Human Resources Officer
Mary Gaskins, Chief Academic Officer
Thomas Rivers, Jr., Chief Technology and Innovation Officer

Organizational Chart

Lexington County School District One





**The Government Finance Officers Association of
the United States and Canada**

presents this

AWARD OF FINANCIAL REPORTING ACHIEVEMENT

to

Office of Finance

Lexington County School District One, South Carolina



The Award of Financial Reporting Achievement is presented by the Government Finance Officers Association to the department or individual designated as instrumental in the government unit achieving a Certificate of Achievement for Excellence in Financial Reporting. A Certificate of Achievement is presented to those government units whose annual financial reports are judged to adhere to program standards and represents the highest award in government financial reporting.

Executive Director

Christopher P. Morill

Date: 7/25/2022



ASSOCIATION OF
SCHOOL BUSINESS OFFICIALS
INTERNATIONAL

**The Certificate of Excellence in Financial Reporting
is presented to**

Lexington County School District 1

**for its Annual Comprehensive Financial Report
for the Fiscal Year Ended June 30, 2021.**

The district report meets the criteria established for
ASBO International's Certificate of Excellence in Financial Reporting.



A handwritten signature in black ink, reading 'William A. Sutter'.

William A. Sutter
President


A handwritten signature in black ink, reading 'David J. Lewis'.

David J. Lewis
Executive Director



(This page intentionally left blank)

Financial



INDEPENDENT AUDITOR'S REPORT

To the Board of Trustees
Lexington County School District One
Lexington, South Carolina

Opinions

We have audited the accompanying financial statements of the governmental activities, each major fund, and the aggregate remaining fund information of Lexington County School District One (“the School District”), as of and for the year ended June 30, 2022, and the related notes to the financial statements, which collectively comprise the School District’s basic financial statements as listed in the table of contents.

In our opinion, the financial statements referred to above present fairly, in all material respects, the respective financial position of the governmental activities, each major fund, and the aggregate remaining fund information of Lexington County School District One, as of June 30, 2022, and the respective changes in financial position for the year then ended in accordance with accounting principles generally accepted in the United States of America.

Basis for Opinions

We conducted our audit in accordance with auditing standards generally accepted in the United States of America and the standards applicable to financial audits contained in *Government Auditing Standards*, issued by the Comptroller General of the United States. Our responsibilities under those standards are further described in the Auditor’s Responsibilities for the Audit of the Financial Statements section of our report. We are required to be independent of the School District, and to meet our other ethical responsibilities, in accordance with the relevant ethical requirements relating to our audit. We believe that the audit evidence we have obtained is sufficient and appropriate to provide a basis for our audit opinions.

Responsibilities of Management for the Financial Statements

Management is responsible for the preparation and fair presentation of the financial statements in accordance with accounting principles generally accepted in the United States of America, and for the design, implementation, and maintenance of internal control relevant to the preparation and fair presentation of financial statements that are free from material misstatement, whether due to fraud or error.

In preparing the financial statements, management is required to evaluate whether there are conditions or events, considered in the aggregate, that raise substantial doubt about the School District’s ability to continue as a going concern for twelve months beyond the financial statement date, including any currently known information that may raise substantial doubt shortly thereafter.

(Continued next page)

Auditor's Responsibilities for the Audit of the Financial Statements

Our objectives are to obtain reasonable assurance about whether the financial statements as a whole are free from material misstatement, whether due to fraud or error, and to issue an auditor's report that includes our opinions. Reasonable assurance is a high level of assurance but is not absolute assurance and therefore is not a guarantee that an audit conducted in accordance with generally accepted auditing standards and *Government Auditing Standards* will always detect a material misstatement when it exists. The risk of not detecting a material misstatement resulting from fraud is higher than for one resulting from error, as fraud may involve collusion, forgery, intentional omissions, misrepresentations, or the override of internal control. Misstatements are considered material if there is a substantial likelihood that, individually or in the aggregate, they would influence the judgment made by a reasonable user based on the financial statements.

In performing an audit in accordance with generally accepted auditing standards and *Government Auditing Standards*, we:

- Exercise professional judgment and maintain professional skepticism throughout the audit.
- Identify and assess the risks of material misstatement of the financial statements, whether due to fraud or error, and design and perform audit procedures responsive to those risks. Such procedures include examining, on a test basis, evidence regarding the amounts and disclosures in the financial statements.
- Obtain an understanding of internal control relevant to the audit in order to design audit procedures that are appropriate in the circumstances, but not for the purpose of expressing an opinion on the effectiveness of the School District's internal control. Accordingly, no such opinion is expressed.
- Evaluate the appropriateness of accounting policies used and the reasonableness of significant accounting estimates made by management, as well as evaluate the overall presentation of the financial statements.
- Conclude whether, in our judgment, there are conditions or events, considered in the aggregate, that raise substantial doubt about the School District's ability to continue as a going concern for a reasonable period of time.

We are required to communicate with those charged with governance regarding, among other matters, the planned scope and timing of the audit, significant audit findings, and certain internal control-related matters that we identified during the audit.

Required Supplementary Information

Accounting principles generally accepted in the United States of America require that the management's discussion and analysis, budgetary comparison information for the General Fund, pension schedules and OPEB schedules, as listed in the table of contents, be presented to supplement the basic financial statements. Such information is the responsibility of management and, although not a part of the basic financial statements, is required by the Governmental Accounting Standards Board, who considers it to be an essential part of financial reporting for placing the basic financial statements in an appropriate operational, economic, or historical context. We have applied certain limited procedures to the required supplementary information in accordance with auditing standards generally accepted in the United States of America, which consisted of inquiries of management about the methods of preparing the information and comparing the information for consistency with management's responses to our inquiries, the basic financial statements, and other knowledge we obtained during our audit of the basic financial statements.

We do not express an opinion or provide any assurance on the information because the limited procedures do not provide us with sufficient evidence to express an opinion or provide any assurance.

Supplementary Information

Our audit was conducted for the purpose of forming opinions on the financial statements that collectively comprise the School District's basic financial statements. The supplementary information and schedule of expenditures of federal awards, as required by Title 2 U.S. *Code of Federal Regulations* Part 200, *Uniform Administrative Requirements, Cost Principles, and Audit Requirements for Federal Awards*, are presented for purposes of additional analysis and are not a required part of the basic financial statements. Such information is the responsibility of management and was derived from and relates directly to the underlying accounting and other records used to prepare the basic financial statements. The information has been subjected to the auditing procedures applied in the audit of the basic financial statements and certain additional procedures, including comparing and reconciling such information directly to the underlying accounting and other records used to prepare the basic financial statements or to the basic financial statements themselves, and other additional procedures in accordance with auditing standards generally accepted in the United States of America. In our opinion, the supplementary information and the schedule of expenditures of federal awards are fairly stated, in all material respects, in relation to the basic financial statements as a whole.

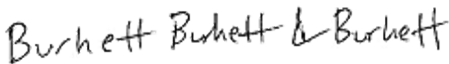
Other Information

Management is responsible for the other information included in the annual report. The other information comprises the introductory and statistical sections but does not include the basic financial statements and our auditor's report thereon. Our opinions on the basic financial statements do not cover the other information, and we do not express an opinion or any form of assurance thereon.

In connection with our audit of the basic financial statements, our responsibility is to read the other information and consider whether a material inconsistency exists between the other information and the basic financial statements, or the other information otherwise appears to be materially misstated. If, based on the work performed, we conclude that an uncorrected material misstatement of the other information exists, we are required to describe it in our report.

Other Reporting Required by *Government Auditing Standards*

In accordance with *Government Auditing Standards*, we have also issued our report dated November 30, 2022, on our consideration of the School District's internal control over financial reporting and on our tests of its compliance with certain provisions of laws, regulations, contracts, and grant agreements and other matters. The purpose of that report is solely to describe the scope of our testing of internal control over financial reporting and compliance and the results of that testing, and not to provide an opinion on the effectiveness of the School District's internal control over financial reporting or on compliance. That report is an integral part of an audit performed in accordance with *Government Auditing Standards* in considering the School District's internal control over financial reporting and compliance.


BURKETT BURKETT & BURKETT
Certified Public Accountants, P.A.
West Columbia, South Carolina
November 30, 2022

**LEXINGTON COUNTY SCHOOL DISTRICT ONE
LEXINGTON, SOUTH CAROLINA**

MANAGEMENT'S DISCUSSION AND ANALYSIS

FOR THE YEAR ENDED JUNE 30, 2022

The management of Lexington County School District One presents to the readers of these financial statements this discussion and analysis of the District's financial activities for the fiscal year ended June 30, 2022. We encourage the reader to consider the information presented in this analysis in conjunction with additional information we have furnished in our letter of transmittal, in the financial statements and in the basic notes to these statements to enhance their understanding of the District's financial performance.

FINANCIAL HIGHLIGHTS

- The liabilities and deferred inflows of resources of the Lexington County School District One exceeded its assets and deferred outflows of resources by \$351,478,553 at June 30, 2022. The government's net position increased by \$13,793,324.
- As of the close of the current fiscal year, the District's governmental funds reported combined ending fund balances of \$214,437,612, a decrease of \$51,347,868. Of this amount \$75,453,478 is considered unassigned and available for spending.
- At the end of the current fiscal year, the general fund unassigned fund balance was \$75,453,478 or 25.14 percent of total general fund expenditures.
- The District's governmental funds reported total revenues of \$432,766,056 and total expenditures of \$484,113,924. Of these amounts the District's general fund reported revenues of \$299,037,872 and expenditures of \$300,188,650. The District also reported transfers to and from other funds. For the general fund, \$10,975,526 was transferred in from other funds and \$1,575,541 was transferred out to other funds.
- The District's total capital assets, net of depreciation, increased by \$52,079,066. This increase is predominantly due to the completion of projects approved as part of the five year \$365,000,000 bond referendum and building plan approved by Lexington County School District One voters on November 6, 2018 offset by depreciation. A full discussion of these projects can be found in the Capital Assets section of this analysis.
- The District issued short-term General Obligation Bonds for \$16,192,000. In October 2021, the District issued \$15,315,000 Series 2021B short-term general obligation bonds. In May 2022, the district issued \$877,000 Series 2022A short-term general obligation bonds.

OVERVIEW OF THE FINANCIAL STATEMENTS

This discussion and analysis are intended to serve as an introduction to Lexington County School District One's basic financial statements, which consist of three parts -- *government-wide financial statements, fund financial statements, and basic notes to the financial statements*. This report also contains supplementary and other information in addition to the basic financial statements.

Government-wide financial statements. The *government-wide financial statements* are designed to provide readers with a broad overview of the District's overall financial status, in a manner similar to a private-sector business. This includes two kinds of statements, the Statement of Net Position and the Statement of Activities, which are described below.

The *Statement of Net Position* presents information on all the District's assets, deferred outflows of resources, liabilities, and deferred inflows of resources with the difference reported as net position. Over time, increases or decreases in net position may serve as a useful indicator of whether the financial position of the District is improving or deteriorating.

The *Statement of Activities* presents information showing how the District's net position changed during the most recent fiscal year. All changes in net position are reported as soon as the underlying event giving rise to the change occurs, regardless of the timing of related cash flows.

**LEXINGTON COUNTY SCHOOL DISTRICT ONE
LEXINGTON, SOUTH CAROLINA**

MANAGEMENT’S DISCUSSION AND ANALYSIS

FOR THE YEAR ENDED JUNE 30, 2022

Thus, revenues and expenses are reported in this statement for some items that will only result in cash flows in future fiscal periods (e.g., uncollected taxes and earned but unused compensated absences).

The government-wide financial statements distinguish functions of the District that are principally supported by taxes and intergovernmental revenues (governmental activities) from other functions that are intended to recover all or a significant portion of their costs through user fees and charges (business-type activities). The governmental activities of the District include instruction, support services, community services and intergovernmental activities. The District does not have any business-type activities.

The government-wide financial statements include not only the District itself (known as the primary government), but also component units. The component units include Lexington County School District One Educational Foundation and Lexington One School Facilities, Corp. (LOSF, Corp). Both are not-for-profit corporations for which the District is financially accountable. Both are considered “blended” component units and are reported as governmental activities of the district.

The government-wide financial statements can be found as listed in the table of contents of this report.

Fund financial statements. The remaining basic financial statements are fund financial statements that focus on individual parts of the District, reporting the District’s operations in more detail than the government-wide statements. A fund is a grouping of related accounts that is used to maintain control over resources that have been segregated for specific activities or objectives. The District, like other state and local governments, uses fund accounting to ensure and demonstrate compliance with finance-related requirements. All of the funds of the District can be divided into two categories: governmental funds and fiduciary funds.

Governmental Funds. Governmental funds are used to account for essentially the same functions reported as governmental activities in the government-wide financial statements. However, unlike the government-wide financial statements, governmental fund financial statements focus on near-term inflows and outflows of spendable resources, as well as on balances of spendable resources available at the end of the fiscal year. Such information may be useful in evaluating a government’s near-term financing requirements.

Because the focus of governmental funds is narrower than that of the government-wide financial statements, it is useful to compare the information presented for governmental funds with similar information presented for governmental activities in the government-wide financial statements. By doing so, readers may better understand the long-term impact of the government’s near-term financing decisions. Both the governmental fund balance sheet and the governmental fund statement of revenues, expenditures, and changes in fund balances provide a reconciliation to facilitate this comparison between governmental funds and governmental activities.

The District maintains eight individual governmental funds. Information is presented separately in the governmental fund balance sheet and in the governmental fund statement of revenues, expenditures, and changes in fund balances for the general fund, special revenue fund, EIA fund, food service fund, debt service fund - District, debt service fund – LOSF, Corp., and capital projects fund all of which are considered to be major funds. The District accounts for the Lexington County School District One Educational Foundation. This is considered a permanent fund and is a major fund. The individual fund data for it are provided in a separate column. The basic governmental fund financial statements can be found as referenced in the table of contents of this report.

The District adopts an annual appropriated budget for its general fund. A budgetary comparison schedule has been provided for the general fund to demonstrate compliance with this budget. This schedule can be found as referenced in the table of contents of this report.

**LEXINGTON COUNTY SCHOOL DISTRICT ONE
LEXINGTON, SOUTH CAROLINA**

MANAGEMENT'S DISCUSSION AND ANALYSIS

FOR THE YEAR ENDED JUNE 30, 2022

Basic notes to the financial statements. The notes provide additional information that is essential to a full understanding of the data provided in the government-wide and fund financial statements. The basic notes to the financial statements can be found as referenced in the table of contents.

Other information. In addition to the basic financial statements and accompanying notes, this report also presents certain required supplemental information that further supports the financial statements with a comparison of the District's budget for the year and other supplementary information schedules required either by the State Department of Education, the certificate of achievement program of the Government Finance Officer's Association, or the certificate of excellence program of the Association of School Business Officials.

GOVERNMENT-WIDE FINANCIAL ANALYSIS

As noted earlier, net position may serve over time as a useful indicator of a government's financial position. In the case of the District, liabilities and deferred inflows of resources of the Lexington County School District One exceeded its assets and deferred outflows of resources by \$351,478,553 at June 30, 2022. The District's net position increased from the previous year by \$13,793,324. The District's largest portion of net position is reflected in the net investment in capital assets. This equates to \$230,103,763, and represents the land, buildings, improvements and equipment used by the District for the instruction and support of instruction of the District's students. Therefore, these assets are not available for future spending. In addition, \$30,791,248, of the District's net position represents resources that are subject to external restrictions in the special revenue funds, the permanent fund and the debt service fund. At June 30, 2022, the District has a negative unrestricted net position of \$612,373,564. This is a direct result of the adoption in Fiscal Year 2015 of GASB Statement No. 68 and No. 71 and the adoption of GASB Statement No. 75 in Fiscal Year 2018. GASB Statement No.68 and No. 71 requires governmental entities who participate in a cost-sharing multiple employer pension plan to recognize a liability. Each governmental entity must recognize its proportionate share of the net pension liability of that plan. Therefore, the District must recognize a net pension liability, deferred outflows of resources and deferred inflows of resources for its participation in the South Carolina Retirement System and the South Carolina Police Officers Retirement System. GASB Statement No. 75 requires each governmental entity that participates in a cost-sharing multiple employer plan to recognize a liability for its proportionate share of the net other postemployment benefits (OPEB) liability of that plan. The District must recognize a net OPEB liability and related deferred outflows and inflows of resources for its participation in the State Health Plan.

**LEXINGTON COUNTY SCHOOL DISTRICT ONE
LEXINGTON, SOUTH CAROLINA**

MANAGEMENT'S DISCUSSION AND ANALYSIS

FOR THE YEAR ENDED JUNE 30, 2022

As follows, Table I provides a summary of the District's net position for fiscal years 2022 and 2021 and Table II shows the changes in net position for fiscal years 2022 and 2021.

**Table I
Condensed Statement of Net Position**

	Governmental Activities	
	Fiscal Year 2022	Fiscal Year 2021
Assets		
Current and other assets	\$ 284,698,640	\$ 340,602,320
Capital Assets	825,302,213	773,223,147
Total assets	<u>1,110,000,853</u>	<u>1,113,825,467</u>
Deferred Outflows of Resources	<u>176,793,453</u>	<u>156,631,212</u>
Liabilities		
Long-term liabilities	689,036,854	760,993,474
Net Pension Liability	352,365,766	415,304,595
Net OPEB Liability	417,430,587	363,888,515
Other liabilities	104,864,831	70,622,185
Total liabilities	<u>1,563,698,038</u>	<u>1,610,808,769</u>
Deferred Inflows of Resources	<u>74,574,821</u>	<u>24,919,787</u>
Net Position		
Net investment in capital assets	230,103,763	212,276,715
Restricted	30,791,248	23,334,481
Unrestricted	(612,373,564)	(600,883,073)
Total net position	<u>\$ (351,478,553)</u>	<u>\$ (365,271,877)</u>

Current and other assets decreased due to a decrease in cash and cash equivalents in capital projects. Liabilities decreased due to a decrease in outstanding debt and net pension liability offset by an increase in net OPEB liability and other liabilities.

**LEXINGTON COUNTY SCHOOL DISTRICT ONE
LEXINGTON, SOUTH CAROLINA**

MANAGEMENT'S DISCUSSION AND ANALYSIS

FOR THE YEAR ENDED JUNE 30, 2022

**Table II
Change in Net Position**

	Governmental Activities	
	Fiscal Year 2022	Fiscal Year 2021
Revenues		
Program Revenues:		
Charges for services	\$ 8,538,199	\$ 5,962,568
Operating grants & contributions	198,138,489	184,645,712
General Revenues:		
Property taxes	166,256,058	166,910,376
State Revenue in Lieu of Taxes	58,563,787	56,967,859
Other	1,742,521	1,739,426
Total Revenues	<u>433,239,054</u>	<u>416,225,941</u>
Expenses		
Instruction	237,089,848	239,403,675
Support Services	162,433,885	160,410,957
Community Services	60,282	92,865
Interest & other charges	19,861,715	20,953,535
Total Expenses	<u>419,445,730</u>	<u>420,861,032</u>
Increase/(Decrease) in net position	13,793,324	(4,635,091)
Net Position, July 1	(365,271,877)	(364,923,180)
Cumulative Change in Acctg Prin GASB#84	-	4,286,394
Net Position, June 30	<u>\$ (351,478,553)</u>	<u>\$ (365,271,877)</u>

Property tax revenues remained flat during the fiscal year. Operating and Debt service millage did not change. Also, operating grants and contributions grew 7% due to CARES Act funding, Corona Virus Relief Funds and additional reimbursements from the United States Department of Agriculture related to COVID-19 pandemic. The District's expenses are primarily for instruction and support services that account for 56.4 percent and 38.6 percent of total governmental activities expenses, respectively. The instructional expenses predominantly account for salaries and benefits for teachers and instructional assistants. Support services expenses are mainly building renovations and additions, instructional support, maintenance, utilities, pupil transportation and food service salaries and benefits, contractual services and supplies. Instructional and Support Services expenses increased primarily due to salary and related fringe benefit increases.

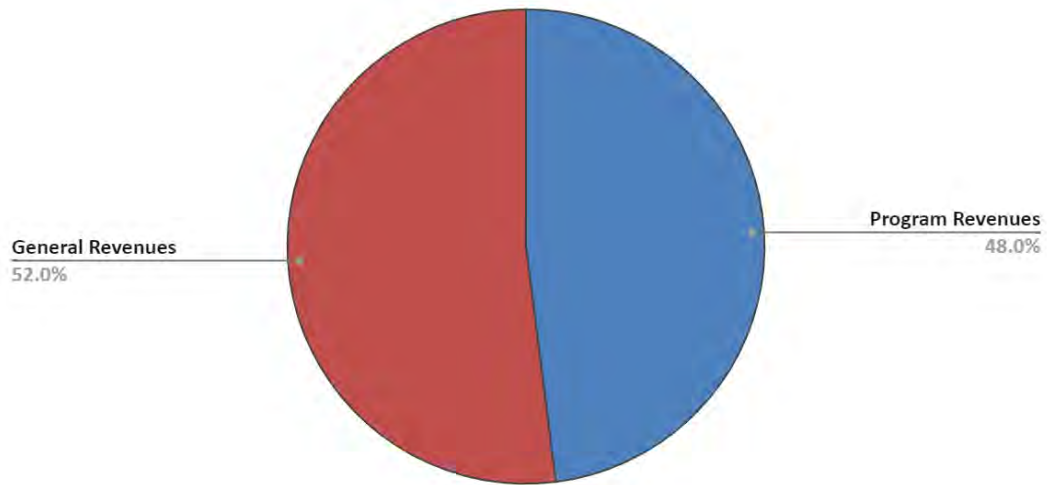
**LEXINGTON COUNTY SCHOOL DISTRICT ONE
LEXINGTON, SOUTH CAROLINA**

MANAGEMENT'S DISCUSSION AND ANALYSIS

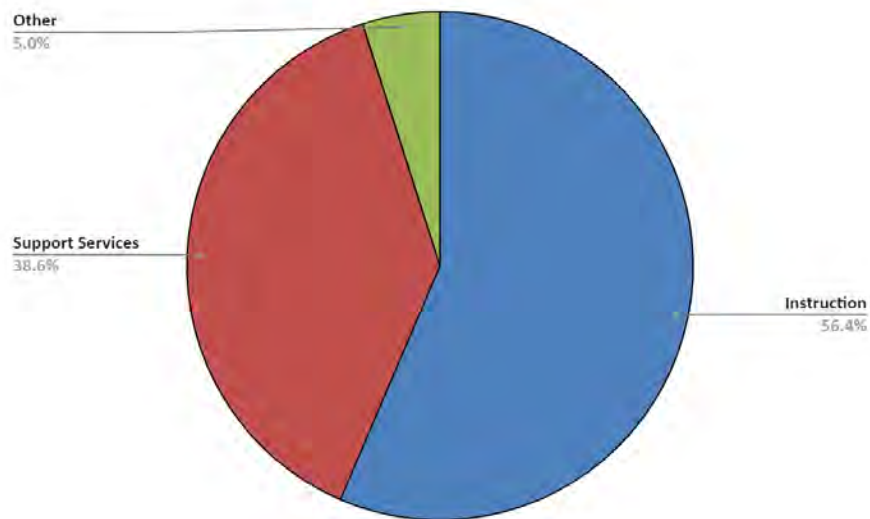
FOR THE YEAR ENDED JUNE 30, 2022

Tables III and IV that follow illustrate the District's Revenues by Source and Expenses by Function for fiscal year 2022.

**Table III
Revenues by Source
Governmental Activities**



**Table IV
Program Expenses by Function
Governmental Activities**



**LEXINGTON COUNTY SCHOOL DISTRICT ONE
LEXINGTON, SOUTH CAROLINA**

MANAGEMENT'S DISCUSSION AND ANALYSIS

FOR THE YEAR ENDED JUNE 30, 2022

FINANCIAL ANALYSIS OF THE GOVERNMENT'S FUNDS

As noted earlier, the District uses fund accounting to ensure and demonstrate compliance with finance-related legal requirements.

Governmental Funds. The analysis of governmental funds serves the purpose of looking at what resources came into the funds, how they were spent and what is available for future expenditures. Such information is useful in assessing the District's financing requirements. Therefore, the presentation of fund balance focuses on the extent to which the District is bound to honor constraints on specific purposes for which amounts in the fund can be spent. The fund balance categories are nonspendable, restricted, committed, assigned and unassigned. Nonspendable fund balance is the portion of net resources that cannot be spent because of their form or because they must remain intact (i.e. prepaid expenditures and inventories). Restricted fund balance is classified due to externally enforceable limitations on use as imposed by creditors, grantors, contributors, or laws (i.e. special revenues, debt service, and capital projects). Committed fund balance represents limitations set in place prior to the end of a fiscal year by the Board of Trustees in formal action. The assigned fund balance represents a limitation resulting from intended use. In this case, the District appropriated a portion of fund balance in the next year's general fund budget. Unassigned fund balance may serve as a useful measure of a government's residual net resources available.

As of June 30, 2022, the District's governmental funds reported a combined ending fund balance of \$214,437,612. Approximately 35.19 percent, or \$75,453,478 represents unassigned fund balance. The nonspendable portion was \$1,510,114, or .7 percent; the restricted portion was \$126,585,051 or 59.03 percent; and the assigned portion was \$10,888,969 or 5.08 percent. The general fund is the chief operating fund of the District. The general fund unassigned fund balance represents 25.14 percent of total general fund expenditures. The District has a formally approved fund balance policy that sets a minimum of 7 percent of the District's general fund budget to be held in fund balance. For fiscal year 2022, this equates to a total of \$21,919,003.

The District's general fund balance increased \$8,249,207 from fiscal year 2021. The District's general fund revenues increased \$12.2 million. Local property tax revenues accounted for \$800 thousand of this increase. The increase in local property tax revenues is due to normal growth in property assessments. The general fund state revenue increase is due to a \$5.0 million revenue allocation provided by the State to fund teacher salary experience increases and the related fringe benefits. The general fund revenue also increased by \$4.6 million due to increase in enrollment combined with increase in pre-career and career technology funding. The general fund expenditures were approximately \$17.8 million greater than the prior year. This was primarily the result of experience salary increases and one-time payments to all employees.

The special revenue fund had a fund balance of \$5,728,063 at June 30, 2022. This was a decrease of \$347,686. The majority of the decrease related to a decrease of CRF Funding of \$4,645,349 and Title I revenue of \$1,090,118 offset by the increase in the Coronavirus Aid, Relief, and Economic Security Act (CARES Act) funding of \$3,958,130.

The EIA special revenue fund had a fund balance of \$0 at June 30, 2022 and at June 30, 2021. It is used to account for the revenue from the South Carolina Education Improvement Act of 1984, which is legally required by the state to be accounted for as a specific revenue source. There was an increase in revenue of approximately \$1.3 million and an increase in expenditures of approximately \$760,000 along with an increase in the transfer to the General Fund of approximately \$500,000. For fiscal year 2022, the district received \$18.2 million of revenues, had expenditures of \$9.3 million and the transfer to the general fund was \$8.9 million. The transfer to the general fund is to move the revenue received for teacher salary and fringe increases to the general fund where the expenditures for salaries and fringes are paid. This transfer is allowed by law.

**LEXINGTON COUNTY SCHOOL DISTRICT ONE
LEXINGTON, SOUTH CAROLINA**

MANAGEMENT'S DISCUSSION AND ANALYSIS

FOR THE YEAR ENDED JUNE 30, 2022

The food service special revenue fund had a fund balance of \$6,185,946 at June 30, 2022. The district's fund balance increased by \$3,786,640. Due to COVID, the district's food service operations continued to be very different in fiscal year 2022. This resulted in higher federal reimbursements as students were not required to pay for meals along with additional funding of \$590,237 for supply chain issues.

The debt service fund-District had a total fund balance of \$22,226,078 all of which is restricted for the payment of debt service. The debt service tax revenues grew by \$1,924,108 or 3 percent from the previous fiscal year. This increase is due to normal growth. The issuance of debt related to this fund is discussed later in the Capital Assets and Debt Administration section of this management's discussion and analysis.

The debt service fund-LOSF, Corp. had a total fund balance of \$0. The bonds have been refunded and therefore there are no longer reserve accounts to generate interest. All principal and interest payments are generated by the issuance of short-term debt annually.

The capital projects fund had a total fund balance of \$92,155,921 at June 30, 2022, all of which is restricted for capital projects. The district's capital projects fund balance decreased by \$66,020,126 from June 30, 2021. A discussion follows in the Capital Assets and Debt Administration section of this management's discussion and analysis.

The permanent fund had a fund balance of \$1,380,606. This was a decrease of \$252,884. The permanent fund reports to the Lexington County School District One Educational Foundation, a blended component unit. Revenues decreased \$379,701 due to decrease in investment earnings of \$522,853 netted against a \$143,152 increase in contributions. Expenditures increased \$100,340. The increase in expenditure related to the mission of the foundation.

GENERAL FUND BUDGETARY HIGHLIGHTS

The District's general fund budget is prepared according to South Carolina law. The District amended the general fund budget once during the fiscal year that increased the total budget. The amendment was approved in October 2021 and increased the expenditure budget by \$10.6 million to provide for one-time payments to employees related to COVID. Actual local revenue was over budget by approximately \$2.8 million as a result of actual revenues for taxes being more than budget. Actual state revenues exceeded the budget by approximately \$8.5 million as actual state allocations were greater than originally anticipated by the District by \$6.3 million and state revenue in lieu of taxes were greater than anticipated by \$2.2 million. The final amended budgeted expenditures of the District had a positive variance from the actual expenditures of \$12.9 million. The District experienced higher than expected vacancies during the year as well as supply chain issues.

CAPITAL ASSET AND DEBT ADMINISTRATION

Capital Assets. The District's investment in capital assets at June 30, 2022 was \$825,302,213, net of accumulated depreciation. This investment in assets includes land, buildings and improvements, improvements other than buildings, construction in progress, and equipment, furniture and vehicles. The total increase from the prior year was \$52,079,066 mostly due to the increase in construction in progress. This increase in construction in progress is attributed to the continuation of building the new Lakeside Middle School (replaces current Lexington Middle school), construction of additions at several schools and other improvement projects approved in the new five year building plan with a projected cost of \$365,000,000. District voters approved a bond referendum on November 6, 2018 to fund this plan. The District also issued non-referendum short-term bonds for certain capital needs during the current year to fund renovations and repairs, the acquisition of school buses and acquisition of information technology and school safety equipment. There are a few small projects very near completion at June 30, 2022 from Series 2016B.

**LEXINGTON COUNTY SCHOOL DISTRICT ONE
LEXINGTON, SOUTH CAROLINA**

MANAGEMENT'S DISCUSSION AND ANALYSIS

FOR THE YEAR ENDED JUNE 30, 2022

Projects underway from Series 2018 consist of information and technology and school safety equipment at various locations across the district nearing completion. Projects underway from Series 2019C include school safety equipment and technology upgrades and are nearing completion. Series 2020C includes security improvements, technology upgrades, furniture and deferred maintenance at various locations and deferred maintenance at Lake Murray Elementary.

Table V shows the District's capital assets, net of accumulated depreciation, as of June 30, 2022 and 2021:

**Table V
Capital Assets, net of accumulated depreciation**

	Governmental Activities	
	FY 2022	FY 2021
Land	\$ 29,363,307	\$ 29,363,307
Buildings and Improvements	599,938,441	518,765,384
Improvements other than Buildings	36,466,676	37,033,425
Equipment, Furniture and Vehicles	12,346,935	12,525,990
Construction in Process	147,186,854	175,535,041
Total	\$ 825,302,213	\$ 773,223,147

Additional information on the District's capital assets can be found in Note VI of this report. Information on the District's commitments for capital expenditures can be found in Note XV of this report.

Long-term debt. At June 30, 2022, the District had total general obligation debt outstanding of \$608,245,000. This is a decrease of \$24,940,000 or 3.9 percent from the prior fiscal year due to the general obligation debt payments. The general obligation bonds of the District's debt are backed by the full faith and credit of the District as well as the State of South Carolina. The District also shows outstanding debt of \$46,660,000 for the Installment Purchase Revenue Bonds. This is a decrease of 8.4 percent from the prior fiscal year due to scheduled principal payments. The District will annually sell general obligation bonds to make the installment payments on the LOSF, Corp. debt.

Table VI outlines the District's General Obligation Debt and Installment Purchase Revenue Bonds as of June 30, 2022 and 2021:

**Table VI
Outstanding Debt**

	Governmental Activities		Increase (Decrease)	
	2022	2021	Total	Percent
General Obligation Bonds	\$ 608,245,000	\$ 633,185,000	\$ (24,940,000)	-3.9%
Installment Purchase Bonds	46,660,000	50,930,000	(4,270,000)	-8.4%
Total	\$ 654,905,000	\$ 684,115,000	\$ (29,210,000)	-4.3%

**LEXINGTON COUNTY SCHOOL DISTRICT ONE
LEXINGTON, SOUTH CAROLINA**

MANAGEMENT'S DISCUSSION AND ANALYSIS

FOR THE YEAR ENDED JUNE 30, 2022

State law limits the amount of general obligation debt a school district may issue to 8 percent of its assessed value excluding assessment for fee in lieu of taxes plus assessed value of merchant's inventory plus a percentage of the fee in lieu of taxes assessment based on the most recently received annual payment of fee in lieu of taxes. However, the District is allowed by the law to exceed the legal debt limit of 8 percent if the citizens of the District approve such additional debt through a district-wide referendum. The 8 percent debt limit for the District at June 30, 2022 was \$55,780,118. There is \$877,000 that is considered 8 percent debt outstanding and therefore the legal debt margin was \$54,903,118 as of the end of fiscal year 2022.

The 8 percent debt outstanding at year end represents the general obligation debt outstanding of the Series 2022A bonds. The remaining general obligation debt outstanding represents debt from a \$336,000,000 bond referendum approved by voters on November 4, 2008 and a \$365,000,000 bond referendum approved by voters on November 6, 2018.

Under the provisions of the American Recovery and Reinvestment Act of 2009, the District issued Taxable Qualified School Construction Bonds in fiscal year 2011 as allowed under the provisions of the State of South Carolina Federal Education Tax-Credit Bond Implementation Act of 2009. The United States Government will pay directly to the District, after application, a 35 percent subsidy on each interest payment due in that fiscal year for the life of the bonds. The United States Government sequestered portions of the credit over the years to balance the budget. For the federal fiscal year ended 9/30/21 and the federal fiscal year beginning 10/1/22, the sequestration rate was 5.7%. A refundable tax credit must be applied for each time an interest payment is due for these bonds. The District has reported interest at the gross amount on the financial statements. The interest subsidy received from the United States Government is reported as intergovernmental revenue in the financial statements.

Additional information on the District's long-term debt can be found in Note X of the basic notes to the financial statements.

ECONOMIC FACTORS AND NEXT YEAR'S BUDGETS

The average unemployment rate for Lexington County was 2.73 percent for the fiscal year ended June 30, 2022. The average unemployment rate for the state was 3.67 percent and for the nation was 4.19 percent for the fiscal year ended June 30, 2022. The county unemployment rate for June 2022 was 2.90 percent which was less than the June 2021 rate of 3.5 percent. The unemployment rate for June 2022 was 3.20 percent for the state and 3.60 percent for the nation. Lexington County consistently has one of the lowest unemployment rates in the state of South Carolina.

The District's general fund budget for fiscal year 2023 was originally approved by the Board of Trustees on June 14, 2022. Two amendments were approved by the Board of Trustees, one on June 14, 2022 and the second one on June 28, 2022. The original budget was approved for \$325,808,206, and the amended budget was for \$325,939,322, an increase of \$11,303,706, or 3.6 percent, from the previous year's amended budget of \$314,635,616.

CONTACTING THE DISTRICT'S FINANCIAL MANAGEMENT

This financial report is designed to provide our citizens, taxpayers, and other interested parties with a general overview of the District's finances and to demonstrate the District's accountability for the resources it receives. Questions concerning any of the information provided in this report or requests for additional financial information should be addressed to the Office of Finance, Lexington County School District One, P.O. Box 1869, Lexington, South Carolina 29071. In addition, this financial report may be found on the District's website at <http://www.lexdistrict1.com>.



(This page intentionally left blank)

BASIC FINANCIAL STATEMENTS

LEXINGTON COUNTY SCHOOL DISTRICT ONE
LEXINGTON, SOUTH CAROLINA

STATEMENT OF NET POSITION

JUNE 30, 2022

	PRIMARY GOVERNMENT
	Governmental
	Activities
ASSETS	
Cash and Cash Equivalents	\$ 147,147,327
Cash and Cash Equivalents, Restricted	81,757,523
Cash and Investments Held By County Treasurer	22,617,082
Investments	3,124,343
Investments, Restricted	943,877
Property Taxes Receivable, Net	13,829,885
Accounts Receivable, Net	190,496
Due from Other Governments	13,687,993
Prepaid Items	1,111,279
Inventories	288,835
Capital Assets:	
Non-Depreciable	176,550,161
Depreciable, Net	648,752,052
TOTAL ASSETS	1,110,000,853
DEFERRED OUTFLOWS OF RESOURCES	
Deferred Loss on Refunding	5,102,252
Deferred Pension Charges	60,555,764
Deferred OPEB Charges	111,135,437
TOTAL DEFERRED OUTFLOWS OF RESOURCES	176,793,453
LIABILITIES	
Accounts Payable and Accrued Expenses	51,437,519
Accrued Interest Payable	7,563,937
Due to Other Governments	38,019
Short Term Bonds Payable	877,000
Unearned Revenue	5,348,316
Noncurrent Liabilities:	
Due within One Year	39,600,040
Due in more than One Year	689,036,854
Net Pension Liability	352,365,766
Net OPEB Liability	417,430,587
TOTAL LIABILITIES	1,563,698,038
DEFERRED INFLOWS OF RESOURCES	
Deferred Pension Credits	52,039,763
Deferred OPEB Credits	22,535,058
TOTAL DEFERRED INFLOWS OF RESOURCES	74,574,821
NET POSITION	
Net Investment in Capital Assets	230,103,763
Restricted for:	
Special Revenue - Student Activities	5,035,335
Special Revenue - Food Service	6,185,946
Debt Service	18,189,361
Permanent Fund - Nonexpendable	110,000
Permanent Fund - Expendable	1,270,606
Unrestricted	(612,373,564)
TOTAL NET POSITION	\$ (351,478,553)

The notes to the basic financial statements are an integral part of this statement.
See accompanying independent auditor's report.

**LEXINGTON COUNTY SCHOOL DISTRICT ONE
LEXINGTON, SOUTH CAROLINA**

STATEMENT OF ACTIVITIES

YEAR ENDED JUNE 30, 2022

FUNCTIONS/PROGRAMS PRIMARY GOVERNMENT:	Expenses	Program Revenues		NET (EXPENSE) REVENUE AND CHANGE IN NET POSITION
		Charges for Services	Operating Grants and Contributions	Primary Government Governmental Activities
Governmental activities:				
Instruction	\$ 237,089,848	223,229	175,431,299	\$ (61,435,320)
Support Services	162,433,885	8,314,970	20,836,362	(133,282,553)
Community Services	60,282	-	-	(60,282)
Interest and Other Charges	19,861,715	-	1,870,828	(17,990,887)
Total Governmental Activities	<u>419,445,730</u>	<u>8,538,199</u>	<u>198,138,489</u>	<u>(212,769,042)</u>
TOTAL PRIMARY GOVERNMENT	\$ 419,445,730	8,538,199	198,138,489	\$ (212,769,042)
GENERAL REVENUES:				
				105,634,923
				60,621,135
				55,720,658
				2,843,129
				490,069
				1,252,452
				<u>226,562,366</u>
				13,793,324
				<u>(365,271,877)</u>
				\$ (351,478,553)

The notes to the basic financial statements are an integral part of this statement.
See accompanying independent auditor's report.

LEXINGTON COUNTY SCHOOL DISTRICT ONE
LEXINGTON, SOUTH CAROLINA

BALANCE SHEET

GOVERNMENTAL FUNDS

JUNE 30, 2022

	SPECIAL REVENUE FUNDS			
	GENERAL	SPECIAL REVENUE	SPECIAL REVENUE - EIA	SPECIAL REVENUE - FOOD SERVICE
ASSETS				
Cash and cash equivalents	\$ 145,934,915	1,146,502	-	65,910
Cash and cash equivalents, Restricted	-	-	-	-
Cash and Investments Held by County Treasurer	-	-	-	-
Investments	3,124,343	-	-	-
Investments, Restricted	-	-	-	-
Receivables, Net				
Taxes	10,522,297	-	-	-
Accounts Receivable	190,065	431	-	-
Due From:				
County Treasurer	2,843,514	12,297	-	-
State Dept of Education	893,125	98,573	156,837	-
Other State Agencies	-	106,110	-	-
Federal Agencies	-	8,726,279	-	144,121
Other Funds	1,720,314	-	5,678,001	6,970,959
Prepaid Items	1,111,279	-	-	-
Inventories	-	-	-	288,835
TOTAL ASSETS	\$ 166,339,852	10,090,192	5,834,838	7,469,825
LIABILITIES				
Accounts Payable & Accrued Expenditures	2,530,397	323,237	179,504	37,440
Accrued Salaries & Benefits	37,893,142	1,977,028	949,988	908,509
Due To:				
State Dept of Education	-	-	38,019	-
Other Funds	30,122,361	1,718,805	-	-
Short-term Bonds Payable	-	-	-	-
Unearned Revenue	-	343,059	4,667,327	337,930
TOTAL LIABILITIES	70,545,900	4,362,129	5,834,838	1,283,879
DEFERRED INFLOWS OF RESOURCES				
Unavailable Revenue - Property Taxes	9,032,954	-	-	-
TOTAL DEFERRED INFLOWS OF RESOURCES	9,032,954	-	-	-
TOTAL LIABILITIES AND DEFERRED INFLOWS OF RESOURCES	79,578,854	4,362,129	5,834,838	1,283,879
FUND BALANCES				
Fund Balances				
Nonspendable:				
Prepaid Items	1,111,279	-	-	-
Inventories	-	-	-	288,835
Permanent Fund Principal	-	-	-	-
Restricted:				
Special Revenue - Student Activities	-	5,035,335	-	-
Special Revenue - Food Service	-	-	-	5,897,111
Debt Service	-	-	-	-
Capital Projects	-	-	-	-
Educational Foundation	-	-	-	-
Assigned:				
Special Revenue	-	692,728	-	-
FY 2023 Budget Appropriation	10,196,241	-	-	-
Unassigned	75,453,478	-	-	-
TOTAL FUND BALANCES	86,760,998	5,728,063	-	6,185,946
TOTAL LIABILITIES, DEFERRED INFLOWS OF RESOURCES AND FUND BALANCES	\$ 166,339,852	10,090,192	5,834,838	7,469,825

The accompanying notes to the basic financial statements are an integral part of this statement
See accompanying independent auditor's report

DEBT SERVICE - DISTRICT	DEBT SERVICE - LOSF, CORP.	CAPITAL PROJECTS	PERMANENT FUND	TOTAL GOVERNMENTAL FUNDS
-	-	-	-	\$ 147,147,327
-	-	81,320,794	436,729	81,757,523
22,617,082	-	-	-	22,617,082
-	-	-	-	3,124,343
-	-	-	943,877	943,877
3,307,588	-	-	-	13,829,885
-	-	-	-	190,496
-	-	-	-	2,855,811
-	-	-	-	1,148,535
-	-	-	-	106,110
-	-	-	-	8,870,400
-	-	17,473,401	-	31,842,675
-	-	-	-	1,111,279
-	-	-	-	288,835
25,924,670	-	98,794,195	1,380,606	\$ 315,834,178
-	-	6,638,274	-	9,708,852
-	-	-	-	41,728,667
-	-	-	-	38,019
1,509	-	-	-	31,842,675
877,000	-	-	-	877,000
-	-	-	-	5,348,316
878,509	-	6,638,274	-	89,543,529
2,820,083	-	-	-	11,853,037
2,820,083	-	-	-	11,853,037
3,698,592	-	6,638,274	-	101,396,566
-	-	-	-	1,111,279
-	-	-	-	288,835
-	-	-	110,000	110,000
-	-	-	-	5,035,335
-	-	-	-	5,897,111
22,226,078	-	-	-	22,226,078
-	-	92,155,921	-	92,155,921
-	-	-	1,270,606	1,270,606
-	-	-	-	692,728
-	-	-	-	10,196,241
-	-	-	-	75,453,478
22,226,078	-	92,155,921	1,380,606	214,437,612
25,924,670	-	98,794,195	1,380,606	\$ 315,834,178



(This page intentionally left blank)

**LEXINGTON COUNTY SCHOOL DISTRICT ONE
LEXINGTON, SOUTH CAROLINA**

RECONCILIATION OF THE GOVERNMENTAL FUNDS BALANCE SHEET TO THE STATEMENT OF NET POSITION

JUNE 30, 2022

TOTAL FUND BALANCES - GOVERNMENTAL FUNDS	\$ 214,437,612
Amounts reported for governmental activities in the statement of Net Position are different because:	
Property Taxes Receivable will be collected in the future but are not available soon enough to pay for the current period's expenditures and therefore are unavailable in the funds.	11,853,037
Capital assets used in governmental activities are not financial resources and therefore are not reported as assets in governmental funds. The cost of assets was \$1,041,784,531 and the accumulated depreciation was \$216,482,318.	825,302,213
Deferred losses on refunding are amortized over the lives of the bonds; however, in governmental accounting, deferred losses on refunding are expenditures in the year they are incurred. The deferred losses on refunding have been shown net of accumulated amortization expense.	5,102,252
The District's proportionate share of the net pension liability, deferred outflows of resources, and deferred inflows of resources related to its participation in the State pension plans are not recorded in the governmental funds but are recorded in the Statement of Net Position.	(343,849,765)
The District's proportionate share of the net OPEB liability, deferred outflows of resources, and deferred inflows of resources related to its participation in the State insurance plans are not recorded in the governmental funds but are recorded in the Statement of Net Position.	(328,830,208)
Accrued interest on the outstanding bonds in governmental accounting is not due and payable therefore, not reported as a liability in the funds.	(7,563,937)
Rebatable interest receivable is not a current financial resource and therefore is not reported as an asset in the governmental funds.	707,137
Long-Term obligations, including debt premiums and discounts, are not due and payable in the current period and therefore are not reported as liabilities in the funds. Long-Term liabilities at year-end consist of:	
Long-Term Debt	(654,905,000)
Long-Term Debt Premiums	(37,551,623)
Compensated Absences	(36,180,271)
	(728,636,894)
TOTAL NET POSITION - GOVERNMENTAL ACTIVITIES	\$ (351,478,553)

LEXINGTON COUNTY SCHOOL DISTRICT ONE
LEXINGTON, SOUTH CAROLINA

STATEMENT OF REVENUES, EXPENDITURES AND CHANGES IN FUND BALANCES

GOVERNMENTAL FUNDS

YEAR ENDED JUNE 30, 2022

	SPECIAL REVENUE FUNDS			
	GENERAL	SPECIAL REVENUE	SPECIAL REVENUE - EIA	SPECIAL REVENUE-FOOD SERVICE
REVENUES				
Local Sources:				
Local Property Taxes	\$ 105,333,691	-	-	-
Investment Earnings	334,040	-	-	-
Other Local Sources	1,199,068	8,246,527	-	1,026,697
State Sources	192,171,073	3,673,585	18,192,995	-
Federal Sources	-	19,816,912	-	16,626,165
Intergovernmental Revenue	-	97,555	-	-
TOTAL REVENUE ALL SOURCES	299,037,872	31,834,579	18,192,995	17,652,862
EXPENDITURES				
Current:				
Instruction	186,537,613	14,867,298	6,844,746	-
Support Services	113,536,341	16,164,269	2,254,566	14,361,883
Community Services	-	49,332	10,950	-
Intergovernmental	-	76,210	-	-
Capital outlay	114,696	-	189,096	18,947
Debt service:				
Principal Retirement	-	-	-	-
Interest and Fiscal Charges	-	-	-	-
TOTAL EXPENDITURES	300,188,650	31,157,109	9,299,358	14,380,830
EXCESS (DEFICIENCY) OF REVENUES OVER (UNDER) EXPENDITURES	(1,150,778)	677,470	8,893,637	3,272,032
OTHER FINANCING SOURCES (USES)				
Transfers:				
Transfers In	10,975,526	-	-	1,571,341
Transfers Out	(1,575,541)	(1,025,156)	(8,893,637)	(1,056,733)
TOTAL OTHER FINANCING SOURCES (USES)	9,399,985	(1,025,156)	(8,893,637)	514,608
NET CHANGE IN FUND BALANCE	8,249,207	(347,686)	-	3,786,640
FUND BALANCE - BEGINNING OF YEAR	78,511,791	6,075,749	-	2,399,306
FUND BALANCE - END OF YEAR	\$ 86,760,998	5,728,063	-	6,185,946

The accompanying notes to the basic financial statements are an integral part of this statement.
See accompanying independent auditor's report.

<u>DEBT SERVICE - DISTRICT</u>	<u>DEBT SERVICE - LOSEF, CORP.</u>	<u>CAPITAL PROJECTS</u>	<u>PERMANENT FUND</u>	<u>TOTAL GOVERNMENTAL FUNDS</u>
60,449,369	-	-	-	\$ 165,783,060
55,780	-	333,548	(233,299)	490,069
-	-	350,595	377,798	11,200,685
2,843,129	-	-	-	216,880,782
-	-	-	-	36,443,077
1,870,828	-	-	-	1,968,383
<u>65,219,106</u>	<u>-</u>	<u>684,143</u>	<u>144,499</u>	<u>432,766,056</u>
-	-	-	-	208,249,657
-	-	9,176,100	397,383	155,890,542
-	-	-	-	60,282
-	-	-	-	76,210
-	-	67,556,087	-	67,878,826
24,940,000	4,270,000	-	-	29,210,000
20,949,238	1,799,169	-	-	22,748,407
<u>45,889,238</u>	<u>6,069,169</u>	<u>76,732,187</u>	<u>397,383</u>	<u>484,113,924</u>
<u>19,329,868</u>	<u>(6,069,169)</u>	<u>(76,048,044)</u>	<u>(252,884)</u>	<u>(51,347,868)</u>
-	6,069,169	10,027,918	-	28,643,954
(16,092,887)	-	-	-	(28,643,954)
<u>(16,092,887)</u>	<u>6,069,169</u>	<u>10,027,918</u>	<u>-</u>	<u>-</u>
<u>3,236,981</u>	<u>-</u>	<u>(66,020,126)</u>	<u>(252,884)</u>	<u>(51,347,868)</u>
18,989,097	-	158,176,047	1,633,490	265,785,480
<u>22,226,078</u>	<u>-</u>	<u>92,155,921</u>	<u>1,380,606</u>	<u>\$ 214,437,612</u>

LEXINGTON COUNTY SCHOOL DISTRICT ONE
 LEXINGTON, SOUTH CAROLINA

RECONCILIATION OF THE GOVERNMENTAL FUNDS STATEMENT OF REVENUES, EXPENDITURES, AND
 CHANGES IN FUND BALANCES TO THE STATEMENT OF ACTIVITIES

YEAR ENDED JUNE 30, 2022

TOTAL NET CHANGE IN FUND BALANCES - GOVERNMENTAL FUNDS **\$ (51,347,868)**

Amounts reported for governmental activities in the Statement of Activities are different because of the following:

Revenues in the Statement of Activities that do not provide current financial resources are not reported as revenues in the funds. This amount represents the change in unavailable property taxes for the year.	472,998
Repayment of bond principal is an expenditure in the governmental funds, but it reduces long-term liabilities in the Statement of Net Position.	29,210,000
Interest on long-term debt in the Statement of Activities differs from the amount reported in the governmental funds because interest is recognized as an expenditure in the funds when it is due, and thus requires the use of current financial resources. In the Statement of Activities, however, interest expense is recognized as the interest accrues, regardless of when it is due. This amount is the net change in accrued interest this year.	468,528
Deferred losses on refunding are expenditures in the year they are incurred in governmental funds but are amortized over the lives of the bonds in the Statement of Activities. This amount represents the amortization of deferred losses for the year.	(517,678)
Bond premiums are revenues the year they are received in governmental funds but are amortized over the lives of the bonds in the Statement of Activities. This amount represents the difference between the premiums received during the current year and the amortization of premiums.	3,075,786
Interest on Build America Bonds and Qualified School Construction Bonds in the Statement of Activities differs from the governmental fund because governmental funds recognize rebatable interest income only when received. In the Statement of Activities, however, interest income is recognized as it accrues. This amount represents the change in accrued interest receivable for the year.	(139,944)
Changes in the District's proportionate share of the net pension liability, deferred outflows of resources, and deferred inflows of resources for the current year are not reported in the governmental funds but are reported in the Statement of Activities.	5,586,526
Changes in the District's proportionate share of the net OPEB liability, deferred outflows of resources, and deferred inflows of resources for the current year are not reported in the governmental funds but are reported in the Statement of Activities.	(25,164,884)
Some expenses reported in the Statement of Activities do not require the use of current financial resources and therefore are not reported as expenditures in the governmental funds.	70,794
Governmental funds report capital asset additions as expenditures. However, in the Statement of Activities, the cost of those assets is allocated over their estimated useful lives as depreciation expense. This is the amount by which current year capital additions of \$67,611,267 exceeded net capital asset disposals of \$54,963 and depreciation expense of \$15,477,238.	52,079,066

CHANGE IN NET POSITION OF GOVERNMENTAL ACTIVITIES **\$ 13,793,324**

**LEXINGTON COUNTY SCHOOL DISTRICT ONE
LEXINGTON, SOUTH CAROLINA**

NOTES TO THE BASIC FINANCIAL STATEMENTS

JUNE 30, 2022

I. Summary of Significant Accounting Policies

Lexington County School District One operates thirty public schools, one alternative learning center, one technology center and an on-line learning academy in a portion of Lexington County, South Carolina and encompasses the towns of Lexington, Gilbert and Pelion. The District provides a broad range of general and specialized elementary and secondary educational services and derives its local revenue from the tax base in these areas. In addition, the District receives funding from the State of South Carolina and the United States Federal Government and must comply with the related requirements of these funding source entities. The financial statements of the District have been prepared in conformity with accounting principles generally accepted in the United States of America (GAAP) as applied to governmental units. The Governmental Accounting Standards Board (GASB) is the accepted standard-setting body for establishing governmental accounting and financial reporting principles.

Reporting Entity

These financial statements present the District and its component units, entities for which the District is considered to be financially accountable. Blended component units, although legally separate entities, are, in substance, part of the District's operations and so data from these units are combined with data of the primary government.

Blended Component Units:

1. Lexington One School Facilities, Corp. (LOSF, Corp.) is a not-for-profit 501(c)(3) organization incorporated for the specific charitable purpose of serving as a "support organization" for capital projects of the District. LOSF, Corp. Board members are appointed by the Lexington County School District One Board of Trustees. Because LOSF, Corp. exclusively benefits the District, there is a financial burden on the District and the District has operational responsibility for the component unit. Its financial information is blended with that of the District in individual columns throughout the financial statements. Separate financial statements for LOSF, Corp. are not issued.

In prior years, LOSF, Corp. issued installment purchase revenue bonds to finance various capital projects of the District. The installment purchase revenue bonds are secured by lease agreements with the District and will be retired through lease payments from the District. The lease agreements constitute the imposition of a financial burden on the District and provide services entirely to the District. The substance of the leases is that of a capital lease agreement. The assets and debt are accounted for as though they are assets and debt of the lessee (the District).

2. Lexington County School District One Educational Foundation is a not-for-profit 501(c)(3) organization incorporated for the specific charitable purpose of supporting the educational and charitable endeavors of Lexington County School District One. Three members of the Lexington County School District One Board of Trustees are members of the Foundation board, which is the governing authority for the Foundation. In addition, the District's Superintendent and Chief Financial Officer are ex-officio members of the Foundation board. The Chief Financial Officer approves all Foundation expenditures. Therefore, the District has the ability to influence the operations of the Foundation. Additionally, upon dissolution of the Foundation, all assets and property will revert to the District. Its financial information is blended with that of the District in individual columns throughout the financial statements. Financial statements may be obtained by writing to the Executive Director of the Foundation at P.O. Box 1869, Lexington, SC, 29071.

Basis of Presentation

Government-Wide Financial Statements

The Statement of Net Position and the Statement of Activities report information on all of the nonfiduciary activities of the District and its component units. For the most part, the effect of interfund activity has been removed from these statements. However, the interfund services provided and used are not eliminated in the consolidation process. Governmental activities, which normally are supported by taxes and intergovernmental revenues, are reported separately from business-type activities, which rely to a significant extent on fees and charges for support. The District does not have any business-type activities.

LEXINGTON COUNTY SCHOOL DISTRICT ONE
LEXINGTON, SOUTH CAROLINA

NOTES TO THE BASIC FINANCIAL STATEMENTS

JUNE 30, 2022

Summary of Significant Accounting Policies (Continued)

Basis of Presentation (Continued)

Government-Wide Financial Statements (Continued)

The Statement of Activities demonstrates the degree to which the direct expenses of a given function or segment are offset by program revenues.

Direct expenses are those that are clearly identifiable with a specific function or segment. Program revenues include; 1) charges to customers or applicants who purchase, use, or directly benefit from goods, services or privileges provided by a given function or segment and 2) grants and contributions that are restricted to meeting the operational or capital requirements of a particular function or segment. Taxes and other items not properly included among program revenues are reported instead as general revenues. The comparison of direct expenses with program revenues identifies the extent to which each business segment or governmental function is self-financing or draws from the general revenues of the District. Certain indirect costs are included in the program expense reported for individual functions and activities.

The *government-wide financial statements* are reported using the economic resources measurement focus and the accrual basis of accounting. Revenues are recorded when earned and expenses are recorded when a liability is incurred, regardless of the timing of related cash flows. Property taxes are recognized as revenues in the year for which they are levied. Grants and similar items are recognized as revenue as soon as all eligibility requirements imposed by the provider have been met.

The *governmental fund financial statements* are reported using the current financial resources measurement focus and the modified accrual basis of accounting. Revenues are recognized as soon as they are both measurable and available. Revenues are considered to be available when they are collectible within the current period or soon enough thereafter to pay liabilities of the current period.

For this purpose, the government considers revenues to be available if they are collected within 60 days of the end of the current fiscal period. Expenditures generally are recorded when a liability is incurred, as under accrual accounting. However, debt service expenditures, as well as expenditures related to compensated absences and claims and judgments, are recorded only when payment is due.

Property taxes, franchise taxes, licenses, and interest associated with the current fiscal period are all considered to be susceptible to accrual and so have been recognized as revenues of the current fiscal period. All other revenue items are considered to be measurable and available only when cash is received by the government.

Fund financial statements report detailed information about the District. The focus of governmental financial statements is on major funds rather than reporting funds by type. Each major fund is presented in a separate column. Nonmajor funds are aggregated and presented in a single column. The accounts of the District are organized on the basis of funds. A fund is an independent fiscal and accounting entity with a self-balancing set of accounts. Fund accounting segregates funds according to their intended purpose and is used to aid management in demonstrating compliance with finance-related legal and contractual provisions. The minimum number of funds is maintained consistent with legal and managerial requirements.

The District has the following major funds and fund types:

Governmental Fund Types

Governmental funds are those through which most governmental functions of the District are financed. The acquisition, use and balances of the District's expendable financial resources and the related liabilities (except those accounted for in agency funds) are accounted for through governmental funds. The District has the following major and nonmajor governmental fund types:

**LEXINGTON COUNTY SCHOOL DISTRICT ONE
LEXINGTON, SOUTH CAROLINA**

NOTES TO THE BASIC FINANCIAL STATEMENTS

JUNE 30, 2022

Summary of Significant Accounting Policies (Continued)

Basis of Presentation (Continued)

Governmental Fund Types (Continued)

General Fund, a major fund - The General Fund is the primary operating fund of the District. It accounts for and reports all financial resources of the District not accounted for and reported in another fund. All general tax revenues and other receipts that are not allocated by law or contractual agreement to other funds are accounted for in the General Fund. General operating expenditures and the capital improvement costs that are not paid through other funds are paid from the General Fund. This is a budgeted fund, and any fund balance is considered a resource available for use.

Special Revenue Funds - Special Revenue Funds are used to account for and report the proceeds of specific revenue sources that are restricted or committed to expenditures for specific purposes other than debt service or capital projects. The District has three Special Revenue Funds:

1. The Special Revenues, a major fund, is used to account for financial resources provided by federal, state, and local projects and grants that are restricted, committed, or assigned for specific educational programs. In accordance with GASB 84, the student (pupil) activity fund has been reported in the Special Revenue Fund rather than classified as an agency fund. Budgets are prepared on a per project basis, generally with approval of the funding source. These budgets are not a part of the formal budget process approved by the board of trustees. Budgets are not prepared for student activity funds.
2. The Education Improvement Act (EIA) Fund, a major fund, is used to account for the revenue from the South Carolina Education Improvement Act of 1984, which is legally required by the state to be accounted for as a specific revenue source. Budgets are prepared on a per project basis. These budgets are not a part of the formal budget process approved by the board of trustees.
3. The Food Service Fund, a major fund and an unbudgeted fund, is used to account for and report the financial resources received that are restricted for the cafeteria operations at school locations. These resources primarily consist of revenues received (a) from breakfast, lunch, and other food sales and (b) from the United States Department of Agriculture's ("USDA") approved school breakfast and lunch programs. A budget is prepared annually but is not a part of the formal budget process approved by the board of trustees.

Debt Service Fund – District, a major fund, is used to account for and report financial resources that are restricted, committed, or assigned to expenditures for principal and interest for the District.

Debt Service Fund – LOSF, Corp., a major fund, is used to account for and report financial resources that are restricted, committed, or assigned to expenditures for principal and interest for Lexington One School Facilities, Corp.

Capital Projects Fund, a major fund, is used to account for and report financial resources that are restricted, committed, or assigned to expenditures for capital outlays, including the acquisition or construction of capital facilities and other capital assets.

Permanent Fund – Lexington County School District One Educational Foundation, a major fund, is used to account for and report financial resources that are restricted to the extent that only earnings, and not principal, may be used for purposes that support the District's programs, that is, for the benefit of the District.

Cash and Cash Equivalents

The District considers all highly liquid investments (including restricted assets) with original maturities of three months or less and investments of the cash management pool to be cash equivalents.

**LEXINGTON COUNTY SCHOOL DISTRICT ONE
LEXINGTON, SOUTH CAROLINA**

NOTES TO THE BASIC FINANCIAL STATEMENTS

JUNE 30, 2022

Summary of Significant Accounting Policies (Continued)
Assets, Liabilities, Deferred Outflows/Inflows of Resources, and Fund Equity

Investments

The District's cash deposits and investment policy is designed to operate within existing statutes that authorize the District to invest in the following:

1. Obligations of the United States and agencies thereof;
2. General obligations of the State of South Carolina or any of its political units;
3. Savings and loan associations to the extent that the same are insured by an agency of the federal government;
4. Certificates of deposit and funds in deposit accounts with banking institutions provided that such certificates and funds in deposit accounts are collaterally secured by securities of the type described in 1 and 2 above, held by a third party as escrow agent, or custodian of a market value, not less than the amount of the certificates of funds in deposit accounts so secured, including interest; provided, however, such collateral shall not be required to the extent the same are insured by an agency of the federal government;
5. Collateralized repurchase agreements when collateralized by securities as set forth in 1 and 2 above and held by the District or a third party as escrow agent or custodian; and,
6. South Carolina Pooled Investment Fund established and maintained by the State Treasurer.
7. Cash and Investments held by the County Treasurer represent property taxes collected by the District's fiscal agent that have not been remitted to the District. The County Treasurer invests these funds in investments authorized by state statute.

All investments are reported at their fair values (which are normally determined by quoted market prices), with the exception of amounts invested in the South Carolina Pooled Investment Fund.

South Carolina Pooled Investment Fund ("Pool" or "LGIP") investments are invested with the South Carolina State Treasurer's Office, which established the South Carolina Pool pursuant to Section 6-6-10 of the South Carolina Code of Laws. The Pool is an investment trust fund, in which public monies in excess of current needs, which are under the custody of any city treasurer or any governing body or a political subdivision of the State, may be deposited. The Pool is a 2a 7-like pool which is not registered with the Securities and Exchange Commission ("SEC") as an investment company, but has a policy that it will operate in a manner consistent with the SEC's Rule 2a 7 of the Investment Company Act of 1940.

In accordance with GASB Statement No. 31 "*Accounting and Financial Reporting for Certain Investments for External Investment Pools*", investments are carried at fair value determined annually based upon quoted market prices. Accordingly, the Pool qualifies as a 2a 7-like pool and is reported at the net asset value per share (which approximates fair value).

The Permanent Fund - The Lexington County School District One Educational Foundation handles and is responsible for the investment of voluntary contributions and financial gifts given to it by private individuals or companies to benefit the District. The Foundation does not handle any public funds received by the District. The Foundation has developed its own investment guidelines that are broader in scope than the state mandated guidelines above. Investments in the Foundation's portfolio are reviewed regularly by its board of directors. Investments of the Foundation are recorded at fair value.

The Foundation investments are allocated to exchange-traded funds (ETF) and closed-end mutual funds, with cash and cash equivalents minimized. At June 30, 2022, the percentage of investments in mutual funds was 98% and in cash and cash equivalents was 2%.

Restricted Assets

The District establishes certain accounts for assets restricted for specific purposes, typically by outside parties or legal agreements.

**LEXINGTON COUNTY SCHOOL DISTRICT ONE
LEXINGTON, SOUTH CAROLINA**

NOTES TO THE BASIC FINANCIAL STATEMENTS

JUNE 30, 2022

Summary of Significant Accounting Policies (Continued)
Assets, Liabilities, Deferred Outflows/Inflows of Resources, and Fund Equity (Continued)

Restricted Assets (Continued)

Certain bond indentures require the establishment of (i) maximum annual principal and interest payments, unless a surety bond was provided; (ii) the next succeeding principal and accrued interest payment; and (iii) bond proceeds to be used for construction purposes as required in the bond agreement. Also, assets of the Permanent Fund are classified as restricted assets because their use is restricted by donors and by the purpose for which they are collected.

Receivables and Payables

Transactions between funds that represent reimbursement arrangements outstanding at the end of the year are referred to as “due from other funds” or “due to other funds” on the fund financial statements. These amounts are eliminated in the governmental activities column of the Statement of Net Position.

All trade and property tax receivables are shown net of an allowance for uncollectible amounts.

Inventories and Prepaid Items

Materials and supplies are carried in an inventory account at cost on the first-in, first-out method of accounting and are subsequently charged to expense when used. Inventories consist of purchased food, supplies, and commodities received from the United States Department of Agriculture as of June 30, but not consumed. The value of commodities on hand at year-end is recorded at fair value as provided by the United States Department of Agriculture. Inventories are reported only in the Special Revenue Fund - Food Service.

Certain payments to vendors reflect costs applicable to future accounting periods and are recorded as prepaid items using the consumption method. A current asset for the prepaid amount is recorded at the time of the purchase and an expenditure is reported in the year in which the services are consumed.

Capital Assets

General capital assets generally result from expenditures in the governmental funds. These assets are reported in the governmental activities column of the government-wide Statement of Net Position but are not reported in the fund financial statements.

All capital assets are capitalized at cost and updated for additions and retirements during the year. Donated capital assets are recorded at estimated acquisition value (as estimated by the District) at the date of donation. The District maintains a capitalization threshold of \$5,000 for furniture, equipment, vehicles, and textbooks, and \$50,000 for land, buildings and improvements thereto. The costs of normal maintenance and repairs that do not add to the value of the assets or materially extend the life of the assets are not capitalized.

All reported capital assets except land and construction in progress are depreciated. Construction projects will begin being depreciated once they are complete, at which time the complete costs of the project are transferred to the appropriate capital asset category. Improvements are depreciated over the remaining useful lives of the related capital assets.

**LEXINGTON COUNTY SCHOOL DISTRICT ONE
LEXINGTON, SOUTH CAROLINA**

NOTES TO THE BASIC FINANCIAL STATEMENTS

JUNE 30, 2022

Summary of Significant Accounting Policies (Continued)
Assets, Liabilities, Deferred Outflows/Inflows of Resources, and Fund Equity (Continued)

Capital Assets (Continued)

Depreciation is computed using the straight-line method over the following useful lives:

<u>Description</u>	<u>Governmental Activities Estimated Lives</u>
Improvements other than Buildings	30 years
Buildings and Improvements	20-50 years
Equipment, Furniture and Vehicles	5-20 years

Compensated Absences

It is the District's policy to permit certain qualified employees to accumulate earned but unused annual leave. A maximum accrual of 135 days is allowed. Employees are paid for their accumulated days over the maximum amount at their rate of pay.

All full-time employees who separate from employment or retire from the District may receive payment for accumulated but unused annual leave which has been earned while employed in the District up to 66 2/3 percent of 135 day maximum, i.e., 90 days in the following manner.

A person with up to a maximum of 135 days of annual leave earned while employed in the District may receive payment for 66 2/3 percent of those days, i.e., payment for no more than 90 days, upon separation from employment.

Once an employee elects to receive his/her leave payment, he/she will not be able to transfer any annual leave days for which payment is received to another school district or eligible state agency.

In his/her lifetime, no employee will receive payment for more than 66 2/3 percent of 135 days of annual leave, i.e., 90 days, which has been earned and accumulated while in the employment of the District.

If an employee receives payment for days of annual leave earned and accumulated while in the employment of the District in an amount less than the maximum of 90 days, the employee may receive additional payments for leave accumulated to the extent that the payment does not exceed the lifetime aggregate maximum total of 90 days.

The District computes its compensated absences liability based on employees employed by the District at year end. The District takes the employee's accumulated leave days and multiplies two-thirds of those days by the employee's daily rate of compensation. The entire compensated absences liability is reported on the government-wide financial statements.

No liability has been recorded in the governmental fund financial statements, since compensated absences would only be reported in the governmental funds if they were still outstanding following an employee's resignation or retirement. The District intends to fund the liability from future operations with assets that do not represent expendable available financial resources.

LEXINGTON COUNTY SCHOOL DISTRICT ONE
LEXINGTON, SOUTH CAROLINA

NOTES TO THE BASIC FINANCIAL STATEMENTS

JUNE 30, 2022

Summary of Significant Accounting Policies (Continued)
Assets, Liabilities, Deferred Outflows/Inflows of Resources, and Fund Equity (Continued)

Accrued Liabilities and Long-term Obligation

All payables, accrued liabilities and long-term obligations are reported on the government-wide financial statements regardless of whether they will be liquidated with current resources. However, claims and judgments, the non-current portion of capital leases, contractually required pension contributions and special termination benefits, and compensated absences that will be paid from governmental funds are reported as a liability in the fund financial statements only to the extent that they will be paid with current expendable, available, financial resources. In general, payments made within sixty days after year-end are considered to have been made with current available financial resources. Bonds and other long-term obligations that will be paid from governmental funds are not recognized as a liability in the fund financial statements until due.

For governmental funds, bond premiums and discounts are recognized during the current period. Bond proceeds are reported as another financing source. Issuance costs, even if withheld from actual net proceeds received, are reported as debt service expenditures.

Fund Balances

The District reports fund balance in accordance with GASB Statement No. 54, *Fund Balance Reporting and Governmental Fund Type Definitions*. This Statement defines five classifications of governmental fund balances: nonspendable, restricted, committed, assigned and unassigned. Where applicable, these classifications are presented on the face of the governmental fund balance sheet. The District's highest level of decision-making authority is the Board of Trustees.

The District classifies fund balances as follows:

Nonspendable – This includes amounts that inherently cannot be spent either because it is not in spendable form (i.e. prepaid items, inventories, etc.) or because of legal or contractual requirements (i.e. principal amount of resources that are required to remain intact.)

Restricted – This includes amounts that have constraints placed on the use of resources externally imposed by creditors, grantors, or contributors.

Committed – This includes amounts that have constraints for specific purposes by the District itself, using its highest level of decision-making authority, which as noted above is the Board of Trustees. Constraints must remain in place unless removed in the same manner as imposed and must take place no later than the close of the fiscal year. In order for an amount to constitute a committed fund balance, the Board of Trustees during open session of a Board of Trustee meeting must approve an ordinance. In order for the fund balance commitment to be modified or rescinded, the Board of Trustees would have to change that in formal action, such as an ordinance, prior to the end of a fiscal year.

Assigned – This includes amounts that the District intends to use for specific purposes that are neither considered restricted nor committed and these assignments are made before the report issuance date. The intent to assign these balances can be expressed by the Board of Trustees or by an official or body to which the Board of Trustees delegates the authority. The District reports assigned fund balance when it appropriates a portion of fund balance in the next fiscal year's General Fund budget. The General Fund budget is approved each year in formal action taken by the Board of Trustees.

Unassigned – This includes amounts that do not qualify to be accounted for or reported in any of the other fund balance categories. These amounts are available for any purpose and the General Fund should be the only fund that reports a positive unassigned fund balance.

LEXINGTON COUNTY SCHOOL DISTRICT ONE
LEXINGTON, SOUTH CAROLINA

NOTES TO THE BASIC FINANCIAL STATEMENTS

JUNE 30, 2022

Summary of Significant Accounting Policies (Continued)

Assets, Liabilities, Deferred Outflows/Inflows of Resources, and Fund Equity (Continued)

Fund Balances (Continued)

The District applies restricted resources when an expenditure is incurred for the purposes for which both restricted and unrestricted net position are available. The District applies assigned, then unassigned fund balance. Committed resources can only be applied if the Board of Trustees takes formal action to release resources for incurring expenditures.

The Board of Trustees formally adopted a minimum fund balance policy of 7 percent of the General Fund budget. General Fund budgeted expenditures for fiscal year 2022 was \$313,128,616 of which 7 percent equals \$21,919,003. This amount is included in the unassigned fund balance.

Deferred Outflows/Inflows of Resources

In addition to assets, the Statement of Net Position and the Balance Sheet will sometimes report a separate section for deferred outflows of resources. This separate financial statement element, *deferred outflows of resources*, represents a consumption of net assets that applies to a future period(s) and so will not be recognized as an outflow of resources (expense/expenditure) until then. The District currently has three types of deferred outflows of resources: (1) The District reports *deferred loss on refunding* in its government-wide Statement of Net Position. *Deferred loss on refunding*, which is the difference between the reacquisition prices and the net carrying amounts of the defeased debt, is deferred and amortized over the life of the refunding bonds. Amortization of *deferred loss on refunding* is included in interest expense in the Statement of Activities. (2) The District reports *deferred pension charges* in its Statement of Net Position in connection with its participation in the South Carolina Retirement System and the South Carolina Police Officers Retirement System. These *deferred pension charges* are either (a) recognized in the subsequent period as a reduction of the net pension liability (which includes pension contributions made after the measurement date) or (b) amortized in a systematic and rational method as pension expense in future periods in accordance with GAAP. (3) The District reports *deferred OPEB charges* in its Statement of Net Position in connection with its participation in the South Carolina Retiree Health Insurance Trust Fund and the South Carolina Long-term Disability Insurance Trust Fund (“OPEB Trusts”). These *deferred OPEB charges* are either (a) recognized in the subsequent period as a reduction of the net OPEB liability (which includes OPEB contributions made after the measurement date) or (b) amortized in a systematic and rational method as OPEB expense in future periods in accordance with GAAP.

In addition to liabilities, the Statement of Net Position and the Balance Sheet will sometimes report a separate section for deferred inflows of resources. This separate financial statement element, *deferred inflows of resources*, represents an acquisition of net assets that applies to a future period(s) and so will not be recognized as an inflow of resources (revenue) until that time. The District currently has three types of deferred inflows of resources: (1) The District reports *unavailable revenue – property taxes* only in the governmental funds Balance Sheet; it is deferred and recognized as an inflow of resources (property tax revenues) in the period the amounts become available. (2) The District reports *deferred pension credits* in its Statement of Net Position in connection with its participation in the South Carolina Retirement System and the South Carolina Police Officers Retirement System. These *deferred pension credits* are amortized in a systematic and rational method and recognized as a reduction of pension expense in future periods in accordance with GAAP. (3) The District reports *deferred OPEB credits* in its Statement of Net Position in connection with its participation in the OPEB Trusts. These *deferred OPEB credits* are amortized in a systematic and rational method and recognized as a reduction of OPEB expense in future periods in accordance with GAAP.

Net Position

Net position represents the difference between assets and deferred outflows of resources and liabilities and deferred inflows of resources in the Statement of Net Position. Net position is classified as net investment in capital assets; restricted; and unrestricted.

**LEXINGTON COUNTY SCHOOL DISTRICT ONE
LEXINGTON, SOUTH CAROLINA**

NOTES TO THE BASIC FINANCIAL STATEMENTS

JUNE 30, 2022

Summary of Significant Accounting Policies (Continued)
Assets, Liabilities, Deferred Outflows/Inflows of Resources, and Fund Equity (Continued)

Net Position (Continued)

Net investment in capital assets consists of capital assets, net of accumulated depreciation, reduced by the outstanding balances of any borrowings used for the acquisition, construction or improvement of those assets. Outstanding debt which has not been spent is included in the same net position component as the unspent proceeds.

Net position is reported as restricted when there are limitations imposed on their use either through enabling legislation or through external restrictions imposed by creditors, grantors, contributors, or laws or regulations of other governments.

Pensions

In government-wide financial statements, pensions are required to be recognized and disclosed using the accrual basis of accounting (see Note XI and the required supplementary information immediately following the notes to the basic financial statements for more information), regardless of the amount recognized as pension expenditures on the modified accrual basis of accounting. The District recognizes a net pension liability for each qualified pension plan in which it participates, which represents the excess of the total pension liability over the fiduciary net position of the qualified pension plan, or the District's proportionate share thereof in the case of a cost-sharing multiple-employer plan, measured as of the District's fiscal year-end. Changes in the net pension liability during the period are recorded as pension expense, or as deferred outflows or inflows of resources depending on the nature of the change, in the period incurred. Those changes in net pension liability that are recorded as deferred outflows or inflows of resources that arise from changes in actuarial assumptions or other inputs and differences between expected or actual experience are amortized over the weighted average remaining service life of all participants in the respective qualified pension plan and recorded as a component of pension expense beginning with the period in which they are incurred. Projected earnings on qualified pension plan investments are recognized as a component of pension expense. Differences between projected and actual investment earnings are reported as deferred outflows or inflows of resources and amortized as a component of pension expense on a closed basis over a five-year period beginning with the period in which the difference occurred.

Other Postemployment Benefits

In government-wide financial statements, other postemployment benefits are required to be recognized and disclosed using the accrual basis of accounting (see Note XII and the required supplementary information immediately following the notes to the basic financial statements for more information), regardless of the amount recognized as OPEB expenditures on the modified accrual basis of accounting. The District recognizes a net OPEB liability for each of the OPEB Trusts in which it participates, which represents the excess of the total OPEB liability over the fiduciary net position of the OPEB Trust, or the District's proportionate share thereof in the case of a cost-sharing multiple-employer plan, measured as of the District's fiscal year-end. Changes in the net OPEB liability during the period are recorded as OPEB expense, or as deferred outflows or inflows of resources depending on the nature of the change, in the period incurred. Those changes in net OPEB liability that are recorded as deferred outflows or inflows of resources that arise from changes in actuarial assumptions or other inputs and differences between expected or actual experience are amortized over the weighted average remaining service life of all participants in the respective OPEB Trust and recorded as a component of OPEB expense beginning with the period in which they are incurred. Projected earnings on OPEB Trust investments are recognized as a component of OPEB expense. Differences between projected and actual investment earnings are reported as deferred outflows or inflows of resources and amortized as a component of OPEB expense on a closed basis over a five-year period beginning with the period in which the difference occurred.

**LEXINGTON COUNTY SCHOOL DISTRICT ONE
LEXINGTON, SOUTH CAROLINA**

NOTES TO THE BASIC FINANCIAL STATEMENTS

JUNE 30, 2022

Summary of Significant Accounting Policies (Continued)
Assets, Liabilities, Deferred Outflows/Inflows of Resources, and Fund Equity (Continued)

Accounting Estimates

The preparation of financial statements in accordance with accounting principles generally accepted in the United States of America requires the District's management to make estimates and assumptions. These estimates and assumptions affect the reported amounts of assets and deferred outflows and liabilities and deferred inflows and disclosure of these balances at the date of the financial statements and the reported amounts of revenue and expenses during the reporting period.

Actual results could differ from those estimates.

Fair Value

The fair value measurement and disclosure framework provides for a three-tier fair value hierarchy that gives highest priority to quoted prices in active markets for identical assets or liabilities (Level 1 measurements) and the lowest priority to unobservable inputs (Level 3 measurements). The three levels of the fair value hierarchy are described below:

- Level 1 – Inputs to the valuation methodology are unadjusted quoted prices for identical assets or liabilities in active markets that the District can access at the measurement date.
- Level 2 – Inputs to the valuation methodology, other than quoted prices included in Level 1, that are observable for an asset or liability either directly or indirectly and include:
 - Quoted prices for similar assets and liabilities in active markets.
 - Quoted prices for identical or similar assets or liabilities in inactive markets.
 - Inputs other than quoted market prices that are observable for the asset or liability.
 - Inputs that are derived principally from or corroborated by observable market data by correlation or other means.
- Level 3 – Inputs to the valuation methodology that are unobservable for an asset or liability and include:
 - Fair value is often based on developed models in which there are few, if any, observable inputs.

The asset's or liability's fair value measurement level within the fair value hierarchy is based on the lowest level of any input that is significant to the fair value measurement. Valuation techniques used should maximize the use of observable inputs and minimize the use of unobservable inputs.

The valuation methodologies described above may produce a fair value calculation that may not be indicative of future net realizable values or reflective of future fair values. The District believes that the valuation methods used are appropriate and consistent with GAAP. The use of different methodologies or assumptions to determine the fair value of certain financial instruments could result in a different fair value measurement at the reporting date. There have been no significant changes from the prior year in the methodologies used to measure fair value.

Budgetary Information

The Board of Trustees adopts a legal annual appropriated budget for the General Fund revenues and expenditures on the modified accrual basis of accounting which is consistent with GAAP each fiscal year. The budget is prepared, controlled, and amended at the revenue and expenditure object level. The District's superintendent may authorize line item transfers in the General Fund budget that are subject to final review by the Board. Revisions to the budget were made throughout the year at the legal level of budgetary control. Unexpended appropriations lapse at fiscal year-end. Special Revenue Fund budgets are developed and controlled in conformance with the specific requirements of each grant or funding agency. These budgets are not legally adopted by the Board of Trustees. Both General and Special Revenue Fund budgets are used as a management control device during the year.

**LEXINGTON COUNTY SCHOOL DISTRICT ONE
LEXINGTON, SOUTH CAROLINA**

NOTES TO THE BASIC FINANCIAL STATEMENTS

JUNE 30, 2022

**Summary of Significant Accounting Policies (Continued)
Assets, Liabilities, Deferred Outflows/Inflows of Resources, and Fund Equity (Continued)**

Budgetary Information (Continued)

The following procedures are followed in establishing the budgetary data reflected in the financial statements:

1. In the fall of the preceding year, the District begins its budget process for the next succeeding fiscal year beginning on July 1.
2. After the District’s budget committee reviews all requests and allocation requirements and related revenue, it presents a tentative proposed budget to the Superintendent for review and adjustment.
3. The Superintendent then presents a proposed budget to the Board of Trustees which reviews it in a series of workshops and makes any additions or deletions it deems necessary.
4. Prior to July 1, the budget is legally enacted through passage of a resolution by the Board.

Encumbrances

The appropriations of the General Fund of the District lapse at June 30 each year and the outstanding purchase orders, contracts, and other commitments must be renewed. Therefore, there are no commitments or assignments of the fund balances at year-end for encumbrances.

II. Cash and Investments

Custodial Credit Risk for Deposits: Custodial credit risk for deposits is the risk that, in the event of a bank failure, the District’s deposits might not be recovered. The District does not have a deposit policy for custodial credit risk but follows the investment policy statutes of the State of South Carolina. The State’s policy, by law, requires all banks or savings and loan associations that receive public funds to secure the deposits by deposit insurance, surety bonds, collateral securities, or letters of credit to protect the State against any loss. As of June 30, 2022, none of the District’s bank balances of \$27,599,498 (book balance of \$23,622,517) were exposed to custodial credit risk.

Custodial Credit Risk for Investments: Custodial credit risk for investments is the risk that, in the event of a failure, the government will not be able to recover the value of its investments or collateral securities that are in possession of an outside party. The District does not have an investment policy for custodial credit risk but follows the investment policy statutes of the State of South Carolina, as described above. As of June 30, 2022, none of the District’s investments were exposed to custodial credit risk.

As of June 30, 2022, the District had the following investments:

<u>Investment Type</u>	<u>Fair Value Level</u>	<u>Maturities</u>	<u>Credit Rating</u>	<u>Fair Value</u>
SC Local Government Investment Pool	N/A	Various	Unrated	\$ 208,406,676
Open Ended Mutual Funds	Level 1	Various	Unrated	943,877
Cash/Investments Held by County Treasurer		Various	Unrated	22,617,082
Total Investments				<u>\$ 231,967,635</u>

Credit Risk for Investments: Credit risk for investments is the risk that an issuer or other counterparty to an investment will not fulfill its obligations. The District does not have an investment policy for credit risk but follows the investment policy statutes of the State of South Carolina.

The Local Government Investment Pool (LGIP) is not rated. Further information may be obtained from the LGIP’s complete financial statements.

**LEXINGTON COUNTY SCHOOL DISTRICT ONE
LEXINGTON, SOUTH CAROLINA**

NOTES TO THE BASIC FINANCIAL STATEMENTS

JUNE 30, 2022

Cash and Investments (Continued)

These financial statements may be obtained by writing to the following address:

Office of the State Treasurer
Local Government Investment Pool
Post Office Box 11778
Columbia, SC 29211

Interest Rate Risk: The District does not have a formal investment policy that limits investment maturities as a means of managing its exposure to fair value losses arising from increasing interest rates.

Concentration of Credit Risk for Investments: The District places no limit on the amount it may invest in any one issuer. Investments issued or explicitly guaranteed by the U.S. government and investments in mutual funds and external investment pools are excluded from this disclosure requirement.

The following table reconciles deposits and investments within the footnotes to the amounts in the Statement of Net Position:

Financial Statements	
Statement of Net Position:	
Unrestricted Assets:	
Cash and Cash Equivalents	\$ 147,147,327
Investments	3,124,343
Cash and Investments Held by County Treasurer	22,617,082
Restricted Assets:	
Cash and Cash Equivalents, Restricted	81,757,523
Investments	943,877
Total	\$ 255,590,152

Notes to Financial Statements	
Deposits	23,622,517
Investments	231,967,635
	\$ 255,590,152

III. Property Taxes and Other Receivables

The County of Lexington, South Carolina is responsible for collecting and distributing property taxes in accordance with enabling state legislation. Property taxes attach as an enforceable lien on property as of March 15. Property taxes are levied and billed on November 1 based on an assessed value of approximately \$673.9 million at tax rates of 308.86 mills for the General Fund and 90.0 mills for the debt service fund.

**LEXINGTON COUNTY SCHOOL DISTRICT ONE
LEXINGTON, SOUTH CAROLINA**

NOTES TO THE BASIC FINANCIAL STATEMENTS

JUNE 30, 2022

Property Taxes and Other Receivables (Continued)

These taxes are due and payable without penalty through January 15 of the next year. Penalties are added to taxes when paid after January 15 depending on the period of time the tax is delinquent.

Taxes receivable include an allowance for uncollectibles of \$3,986,974 at June 30, 2022. Allowances for uncollectibles were not necessary for the other receivable accounts.

Governmental funds report unavailable revenue in connection with receivables for revenues that are not considered to be available to liquidate liabilities of the current period. Governmental funds also defer revenue recognition in connection with resources that have been received, but not yet earned. At June 30, 2022, the various components of unavailable revenue and unearned revenue reported in the governmental funds were as follows:

	General Fund	Special Revenue Funds	Debt Service Fund	Total
Unavailable Property Taxes	\$ 9,032,954	\$ -	\$ 2,820,083	\$ 11,853,037
Unearned Revenue	-	5,348,316	-	5,348,316
Total	<u>\$ 9,032,954</u>	<u>\$ 5,348,316</u>	<u>\$ 2,820,083</u>	<u>\$ 17,201,353</u>

IV. Due from County Government

This represents the amount due from the Lexington County Treasurer for the amounts of property taxes and property tax relief distributions that had been collected at June 30 but had not been remitted to the District.

V. Due from State Department of Education, Other State Agencies and Federal Government

This represents amounts due for state and federal revenues that had been earned as of June 30, 2022 but had not yet been received.

**LEXINGTON COUNTY SCHOOL DISTRICT ONE
LEXINGTON, SOUTH CAROLINA**

NOTES TO THE BASIC FINANCIAL STATEMENTS

JUNE 30, 2022

VI. Capital Assets

A summary of changes in capital assets for the District is as follows:

	Balance July 1, 2021	Additions	Disposals	Transfers	Balance June 30, 2022
Non-depreciable Assets:					
Land	\$ 29,363,307	-	-	-	\$ 29,363,307
Construction in Process	175,535,041	66,455,341	-	(94,803,528)	147,186,854
Total Non-depreciable	<u>204,898,348</u>	<u>66,455,341</u>	<u>-</u>	<u>(94,803,528)</u>	<u>176,550,161</u>
Depreciable Assets:					
Buildings and Improvements	689,431,826	-	-	93,686,863	783,118,689
Improvements other than Buildings	51,967,389	-	-	1,116,665	53,084,054
Equipment, Furniture and Vehicles	28,188,319	1,155,926	(312,618)	-	29,031,627
Total Depreciable	<u>769,587,534</u>	<u>1,155,926</u>	<u>(312,618)</u>	<u>94,803,528</u>	<u>865,234,370</u>
Less Accumulated Depreciation for:					
Buildings and Improvements	(170,666,442)	(12,513,806)	-	-	(183,180,248)
Improvements other than Buildings	(14,933,964)	(1,683,414)	-	-	(16,617,378)
Equipment, Furniture and Vehicles	(15,662,329)	(1,280,018)	257,655	-	(16,684,692)
Total Accumulated Depreciation	<u>(201,262,735)</u>	<u>(15,477,238)</u>	<u>257,655</u>	<u>-</u>	<u>(216,482,318)</u>
Net Depreciable Capital Assets	<u>568,324,799</u>	<u>(14,321,312)</u>	<u>(54,963)</u>	<u>94,803,528</u>	<u>648,752,052</u>
Governmental Activities Capital Assets, Net	<u>\$ 773,223,147</u>	<u>52,134,029</u>	<u>(54,963)</u>	<u>-</u>	<u>\$ 825,302,213</u>

Depreciation expense was charged to functions/programs of the primary government as follows:

Governmental Activities:

Instruction	\$ 12,647,993
Support Services	<u>2,829,245</u>
Total Depreciation Expense – governmental activities	<u>\$ 15,477,238</u>

Intangible Right-to-Use Assets

During the year ended June 30, 2022, the District implemented the guidance in GASBS No. 87, *Leases* for accounting and reporting leases that had previously been reported as operating leases. As of June 30, 2022, the District had a lease agreement in place for 330 copiers/printers. The lease requires monthly payments based on the quantity of copies made under the various models of equipment. If the District does not meet a target number of total copies for all equipment in any year during the agreement, it must remit payment for the difference in the target and the actual copies for that period, multiplied by a fixed rate of \$0.011. For the year ended June 30, 2022, the minimum required copies was 37,920,000. There was one year remaining under the current lease agreement. As a result, the minimum future lease obligation as of June 30, 2022 was \$417,120. The District has determined that the intangible right-to-use assets are not material and no such assets have been recognized as of June 30, 2022.

**LEXINGTON COUNTY SCHOOL DISTRICT ONE
LEXINGTON, SOUTH CAROLINA**

NOTES TO THE BASIC FINANCIAL STATEMENTS

JUNE 30, 2022

VII. Interfund Receivables and Payables

Interfund balances at June 30, 2022 (all of which are expected to be paid or received within one year), consisted of the following individual fund receivables and payables:

<u>Fund</u>	<u>Receivables</u>	<u>Payables</u>
General Fund:		
Due from Special Revenue – Special Revenue	\$ 1,718,805	
Due to Special Revenue – EIA		\$ 5,678,001
Due to Special Revenue – Food Service		6,970,959
Due to Capital Projects		17,473,401
Due from Debt Service – District	1,509	
Total – General Fund	1,720,314	30,122,361
Special Revenue – Special Revenue		
Due to General Fund		1,718,805
Special Revenue – EIA		
Due from General Fund	5,678,001	
Special Revenue – Food Service		
Due from General Fund	6,970,959	
Capital Projects		
Due from General Fund	17,473,401	
Debt Service – District		
Due to General Fund		1,509
Totals	\$ 31,842,675	\$ 31,842,675

The General Fund receivable from Special Revenue – Special Projects is a result of cash for these funds being held in the General Fund. At year-end, amounts had been expended but cash had not yet been received. The General Fund receivable from Debt Service is a result of cash being used to pay costs of issuance to be reimbursed by the Debt Service – District Fund. The General Fund payable to Special Revenue – EIA is a result of revenues received and unearned but recorded as cash in the General Fund. These funds will be expended in the subsequent fiscal year. The amounts payable to Special Revenue – Food Service and Capital Projects are a result of cash for these funds being held in the General Fund.

The Special Revenue – Special Revenue payable to the General Fund is a result of cash for these funds being held in the General Fund. At year-end, amounts had been paid from the General Fund for which cash had not yet been received.

The Special Revenue – EIA receivable from the General Fund is a result of revenues received and unearned but recorded as cash in the General Fund.

The Special Revenue – Food Service receivable from the General Fund is a result of cash for this fund being held in the General Fund.

The Capital Projects receivable from the General Fund is a result of cash for this fund being held in the General Fund.

The Debt Service – District payable to the General Fund is a result of cash being used by the General Fund to pay costs of issuance to be reimbursed by the Debt Service – District Fund.

**LEXINGTON COUNTY SCHOOL DISTRICT ONE
LEXINGTON, SOUTH CAROLINA**

NOTES TO THE BASIC FINANCIAL STATEMENTS

JUNE 30, 2022

VIII. Transfers To and From

Transfers from and to other funds for the year ended June 30, 2022, consisted of the following:

General Fund			
Transfers To:	Amount	Transfers From:	Amount
Special Revenue - Food Service	\$ 1,571,341	Special Revenue - Special Projects	\$ 1,025,156
Debt Service - LOSF, Corp	<u>4,200</u>	Special Revenue - EIA	8,893,637
	1,575,541	Special Revenue - Food Service	<u>1,056,733</u>
			10,975,526
Special Revenue- Special Projects			
Transfers To:	Amount	Transfers From:	Amount
General Fund	<u>1,025,156</u>		
Special Revenue- EIA			
Transfers To:	Amount	Transfers From:	Amount
General Fund	<u>8,893,637</u>		
Special Revenue - Food Service			
Transfers To:	Amount	Transfers From:	Amount
General Fund	<u>1,056,733</u>	General Fund	1,571,341
Debt Service - District			
Transfers To:	Amount	Transfers From:	Amount
Debt Service - LOSF, Corp	6,064,969		
Capital Projects	<u>10,027,918</u>		
	16,092,887		
Debt Service - LOSF, Corp			
Transfers To:	Amount	Transfers From:	Amount
		General Fund	4,200
		Debt Service - District	<u>6,064,969</u>
			6,069,169
Capital Projects			
Transfers To:	Amount	Transfers From:	Amount
		Debt Service - District	<u>10,027,918</u>
Total	<u><u>\$ 28,643,954</u></u>		<u><u>\$ 28,643,954</u></u>

**LEXINGTON COUNTY SCHOOL DISTRICT ONE
LEXINGTON, SOUTH CAROLINA**

NOTES TO THE BASIC FINANCIAL STATEMENTS

JUNE 30, 2022

Transfers To and From (Continued)

Interfund transfers include funding allowed for indirect costs, required matches, and supplemental funding. No transfers were made as reimbursements to other funds. The transfers for the year ended June 30, 2022, consisted of the following:

General Fund:

Transfers to:

The transfer to Special Revenue– Food Service represents an annual transfer made to fund benefits for food service employees as required by the South Carolina State Department of Education. Funds are transferred to the Debt Service – LOSF, Corp. in order to pay trustee fees.

Transfers from:

Funds transferred from Special Revenue – Special Revenue and Special Revenue – Food Service were transferred to the General Fund for indirect costs for federal programs. Funds transferred from Special Revenue – EIA were transferred to cover the EIA teacher salary supplement paid by the General Fund and for the State of South Carolina’s Funding Flexibility provision.

Special Revenue – Special Revenue:

Transfers to:

Funds transferred to the General Fund represent allowable indirect costs for federal programs.

Special Revenue – EIA:

Transfers to:

Funds were transferred to the General Fund to cover the cost of the EIA teacher salary and fringe benefits supplement that was paid by the General Fund and for funds transferred under the State of South Carolina’s Funding Flexibility provision to offset state funding reductions. The District’s Board of Trustees approved the transfer under the Funding Flexibility as required by law.

Special Revenue – Food Service:

Transfers to:

Funds transferred to the General Fund represent allowable indirect costs for the federal food nutrition program.

Transfers from:

Funds were transferred from the General Fund to fund benefits for food service employees as required by the South Carolina State Department of Education.

Debt Service – District:

Transfers to:

Funds were transferred to the Debt Service – LOSF, Corp. to account for the General Obligation Bonds issued by the District to satisfy the annual installment purchase revenue bonds principal and interest payment. Funds were transferred to Capital Projects for the portion of short-term bonds issued to finance certain capital improvements as approved by the Board of Trustees.

Debt Service – LOSF, Corp.:

Transfers from:

Funds were transferred from the General Fund for the payment of trustee fees due in the current year. Funds were transferred from Debt Service – District to satisfy the annual principal and interest payment due on the installment purchase revenue bonds.

Capital Projects:

Transfers from:

Funds were transferred from Debt Service – District for short-term bonds issued to finance certain capital improvements as approved by the Board of Trustees.

**LEXINGTON COUNTY SCHOOL DISTRICT ONE
LEXINGTON, SOUTH CAROLINA**

NOTES TO THE BASIC FINANCIAL STATEMENTS

JUNE 30, 2022

IX. Short-Term Obligations

Summary of Changes in Short-Term Debt Obligations:

	Balance July 1, 2021	Additions	Deletions	Balance June 30, 2022
General Obligation Bond, Series 2021A	\$ 962,000	\$ -	\$ 962,000	\$ -
General Obligation Bond, Series 2021B	-	15,315,000	15,315,000	-
General Obligation Bond, Series 2022A	-	877,000	-	877,000
Total	\$ 962,000	\$ 16,192,000	\$ 16,277,000	\$ 877,000

Bonds Issued

In May 2021, the District issued \$962,000 in Series 2021A General Obligation Bonds for the purpose of providing funds to pay the acquisition price payments in fiscal year 2021 (Installment Purchase Bonds) of LOSF, Corp., and to pay the costs of issuance of the Bond.

In October 2021, the District issued \$15,315,000 in Series 2021B General Obligation Bonds for the purpose of providing funds to pay the acquisition price payments in fiscal year 2022 (Installment Purchase Bonds) of LOSF, Corp., to provide funding for capital improvements as approved by the Board and to pay the costs of issuance of the Bonds.

In May 2022, the District issued \$877,000 in Series 2022A General Obligation Bonds for the purpose of providing funds to pay the acquisition price payments in fiscal year 2022 (Installment Purchase Bonds) of LOSF, Corp., and to pay the costs of issuance of the Bond.

X. Long-Term Obligations

Summary of Changes in Long-Term Debt Obligations:

	Balance July 1, 2021	Additions	Deletions	Balance June 30, 2022
General Obligations:				
General Obligation Bonds	\$ 633,185,000	\$ -	\$ 24,940,000	\$ 608,245,000
Installment Purchase Revenue Bonds	50,930,000	-	4,270,000	46,660,000
Subtotal	684,115,000	-	29,210,000	654,905,000
Bond Premiums	40,627,409	-	3,075,786	37,551,623
Net Bonded Indebtedness	724,742,409	-	32,285,786	692,456,623
Compensated Absences	36,251,065	5,468,582	5,539,376	36,180,271
Total	\$ 760,993,474	\$ 5,468,582	\$ 37,825,162	\$ 728,636,894

<u>Current Portion of Long-Term Debt Obligations:</u>		<u>June 30, 2022</u>
General Obligations:		
General Obligation Bonds		\$ 26,715,000
Installment Purchase Revenue Bonds		4,440,000
Subtotal		<u>31,155,000</u>
Bond Premiums		2,905,664
Compensated Absences		5,539,376
Total		<u>\$ 39,600,040</u>

**LEXINGTON COUNTY SCHOOL DISTRICT ONE
LEXINGTON, SOUTH CAROLINA**

NOTES TO THE BASIC FINANCIAL STATEMENTS

JUNE 30, 2022

Long-Term Obligations (Continued)

In prior years, the District has used General Fund resources to liquidate Compensated Absences.

General Obligations

General obligations at June 30, 2022 consist of installment purchase revenue bonds and general obligation bonds payable. Of the General Obligation Bonds payable, the Series 2011 bonds were issued as Taxable Qualified School Construction Bonds.

The Taxable Qualified School Construction Bonds were issued under the provisions of the State of South Carolina Federal Education Tax-Credit Bond Implementation Act of 2009. A refundable tax credit must be applied for each time an interest payment is due for these bonds. The District has reported interest expenditures at the gross amount. The interest subsidy and refundable tax credit received from the United States Government are reported as intergovernmental revenue.

Lexington One School Facilities, Corp. issued various Installment Purchase Revenue Bonds to finance various capital projects that were completed by the District between 2005 and 2011. The District is not a party to these bonds. The obligation to make installment payments does not represent or constitute a debt of, or a pledge of the faith and credit of the taxing power of the District; however, chances of non-appropriation are remote.

Assets Subject to Loss of Use

The District could lose the right to use portions of certain Instructional Facilities built using proceeds of Installment Purchase Revenue Bonds issued by the Lexington One School Facilities, Corp. to the extent of any missed lease payments.

Defeased Debt Outstanding

At June 30, 2022, the District had defeased outstanding general obligation bonds that would otherwise be included in General Long-Term Obligations totaling \$78,505,000. In June 2020, the District issued \$88,420,000 in Series 2020B General Obligation Advanced Refunding Bonds, Taxable to refund \$78,505,000 of outstanding Series 2013B General Obligation Bonds. The District placed the net proceeds of \$88,155,584 into an irrevocable trust for the purpose of generating resources for future debt service payments on the Series 2013B General Obligation Bonds. As of June 30, 2022, \$78,505,000 is considered defeased until the bonds are called on February 1, 2023.

Intangible Right-to-Use Lease Liabilities

As stated in Note VI, Capital Assets, during the year ended June 30, 2022, the District implemented the guidance in GASBS No. 87, Leases for accounting and reporting leases that had previously been reported as operating leases. As of June 30, 2022, the District had a lease agreement in place for copiers/printers (see Note VI for additional information). The minimum future lease obligation under this lease as of June 30, 2022 was \$417,120. The District has determined that the intangible right-to-use lease liability is not material, and no such liability has been recognized on the Statement of Net Position as of June 30, 2022.

**LEXINGTON COUNTY SCHOOL DISTRICT ONE
LEXINGTON, SOUTH CAROLINA**

NOTES TO THE BASIC FINANCIAL STATEMENTS

JUNE 30, 2022

Long-Term Obligations (Continued)

The following table outlines the debt outstanding at June 30, 2022:

Debt	Issue Date	Date of Final Maturity	Interest Rates	Amount Issued	Outstanding as of June 30, 2022	Due Within One Year
General Obligation Bonds						
Series 2011	3/31/2011	2/1/2026	3.5%-5.0%	\$ 35,710,000	\$ 35,685,000	\$ -
Series 2013A	4/9/2013	3/1/2024	4.0%-5.0%	18,720,000	4,865,000	4,445,000
Series 2013B	10/8/2013	2/1/2038	3.0%-5.0%	85,180,000	1,525,000	1,525,000
Series 2015A	3/4/2015	2/1/2030	3.5%-5.0%	60,850,000	43,970,000	1,730,000
Series 2016	2/2/2016	2/1/2032	3.25%-5.0%	18,200,000	14,375,000	1,085,000
Series 2017B	10/31/2017	2/1/2036	2.0%-5.0%	82,910,000	80,090,000	9,360,000
Series 2019A	2/1/2019	2/1/2034	3.0%-5.0%	54,525,000	48,390,000	2,425,000
Series 2019B	10/29/2019	2/1/2044	2.25%-5.0%	165,000,000	160,270,000	985,000
Series 2020B	6/29/2020	2/1/2038	1.1%-3.0%	88,420,000	85,085,000	1,075,000
Series 2020C	9/15/2020	2/1/2044	1.88%-4.0%	150,000,000	133,990,000	4,085,000
Installment Purchase Revenue Bonds						
Series 2013	7/2/2013	12/1/2030	4.0%-5.25%	35,350,000	20,825,000	2,060,000
Series 2015A	4/16/2015	12/1/2030	2.0%-5.0%	39,320,000	25,835,000	2,380,000
TOTAL				\$ 834,185,000	\$ 654,905,000	\$ 31,155,000

The annual requirements to amortize the General Obligation Bonds outstanding at June 30, 2022, including interest payments of \$183,286,438 are as follows:

Fiscal Year Ending June 30	Principal	Interest	Total
2023	\$ 26,715,000	\$ 19,631,439	\$ 46,346,439
2024	28,385,000	18,399,995	46,784,995
2025	29,775,000	17,170,136	46,945,136
2026	30,965,000	15,841,985	46,806,985
2027	32,055,000	14,481,861	46,536,861
2028-2032	167,040,000	54,757,795	221,797,795
2033-2037	154,280,000	29,149,625	183,429,625
2038-2042	100,050,000	12,321,364	112,371,364
2043-2044	38,980,000	1,532,238	40,512,238
Total	\$ 608,245,000	\$ 183,286,438	\$ 791,531,438

The annual requirements to amortize the Installment Purchase Revenue Bonds at June 30, 2022, including interest payments of \$7,821,296 are as follows:

Fiscal Year Ending June 30	Principal	Interest	Total
2023	\$ 4,440,000	\$ 1,620,864	\$ 6,060,864
2024	4,615,000	1,439,424	6,054,424
2025	4,800,000	1,250,274	6,050,274
2026	4,995,000	1,052,968	6,047,968
2027	5,195,000	847,130	6,042,130
2028-2031	22,615,000	1,610,636	24,225,636
Total	\$ 46,660,000	\$ 7,821,296	\$ 54,481,296

**LEXINGTON COUNTY SCHOOL DISTRICT ONE
LEXINGTON, SOUTH CAROLINA**

NOTES TO THE BASIC FINANCIAL STATEMENTS

JUNE 30, 2022

Long-Term Obligations (Continued)

The District has satisfied all sinking fund requirements. There is an annual debt service tax millage, currently 90.0 mills, to repay the General Obligation debt. Details on the Installment Purchase Revenue Bonds and General Obligation Bonds are presented as schedules.

Compensated Absences

The District estimates that the compensated absences amount to be considered as the current portion due within one year to be \$5,539,376.

XI. Retirement Plans

The District participates in the South Carolina Retirement System (SCRS), and the South Carolina Police Officers Retirement System (PORS). The South Carolina Public Employee Benefit Authority (PEBA), which was created July 1, 2012, administers the various retirement systems and retirement programs of the state of South Carolina, as well as the state's employee insurance programs. As such, PEBA is responsible for administering the South Carolina Retirement Systems' five defined benefit pension plans. PEBA has an 11-member Board of Directors, appointed by the Governor and General Assembly leadership, which serves as custodian, co-trustee and co-fiduciary of the systems and the assets of the trust funds. The Retirement System Investment Commission (Commission as the governing body, RSIC as the agency), created by the General Assembly in 2005, has exclusive authority to invest and manage the retirement trust funds' assets. The Commission, an eight-member board, serves as co-trustee and co-fiduciary for the assets of the retirement trust funds. By law, the State Fiscal Accountability Authority (SFAA), which consists of five elected officials, also reviews certain PEBA Board decisions regarding the actuary of the South Carolina Retirement Systems (Systems).

For purposes of measuring the net pension liability, deferred outflows and inflows of resources related to pensions, and pension expense, information about the fiduciary net position of the Systems and additions to/deductions from the Systems fiduciary net position have been determined on the accrual basis of accounting as they are reported by the Systems in accordance with generally accepted accounting principles (GAAP). For this purpose, revenues are recognized when earned and expenses are recognized when incurred. Benefit and refund expenses are recognized when due and payable in accordance with the terms of the plan. Investments are reported at fair value.

PEBA issues an Annual Comprehensive Financial Report (ACFR) containing financial statements and required supplementary information for the Systems' Pension Trust Funds. The ACFR is publicly available through PEBA's website at www.peba.sc.gov, or a copy may be obtained by submitting a request to PEBA, 202 Arbor Lake Drive, Columbia, SC 29223. PEBA is considered a division of the primary government of the state of South Carolina and therefore, retirement trust fund financial information is also included in the annual comprehensive financial report of the state.

Plan Descriptions

The South Carolina Retirement System (SCRS), a cost-sharing multiple-employer defined benefit pension plan, was established effective July 1, 1945, pursuant to the provisions of Section 9-1-20 of the South Carolina Code of Laws for the purpose of providing retirement and other benefits for teachers and employees of the state and its political subdivisions. SCRS covers employees of state agencies, public school districts, higher education institutions, other participating local subdivisions of government and individuals newly elected to the South Carolina General Assembly at or after the 2012 general election.

The State Optional Retirement Program (State ORP) is a defined contribution plan that is offered as an alternative to SCRS to certain newly hired employees of state agencies, institutions of higher education, public school districts and individuals first elected to the S.C. General Assembly at or after the general election in November 2012. State ORP participants direct the investment of their funds into an account administered by one of four third-party service providers. For this reason, State ORP assets are not part of the retirement systems' trust funds for financial statement purposes.

**LEXINGTON COUNTY SCHOOL DISTRICT ONE
LEXINGTON, SOUTH CAROLINA**

NOTES TO THE BASIC FINANCIAL STATEMENTS

JUNE 30, 2022

Retirement Plans (Continued)

Plan Description (Continued)

The South Carolina Police Officers Retirement System (PORS), a cost-sharing multiple-employer defined benefit pension plan, was established effective July 1, 1962, pursuant to the provisions of Section 9-11-20 of the South Carolina Code of Laws for the purpose of providing retirement and other benefits for police officers and firefighters. PORS also covers peace officers, coroners, probate judges, and magistrates.

In addition to the plans described above, PEBA also administers three single employer defined benefit pension plans, which are not covered in this report. They are the Retirement System for Members of the General Assembly of the State of South Carolina (GARS), the Retirement System for Judges and Solicitors of the State of South Carolina (JSRS), and the South Carolina National Guard Supplemental Retirement Plan (SCNG).

Plan Membership

Membership requirements are prescribed in Title 9 of the South Carolina Code of Laws. A brief summary of the requirements under each system is presented below.

SCRS – Generally, all employees of covered employers are required to participate in and contribute to the system as a condition of employment. This plan covers general employees and teachers and individuals newly elected to the South Carolina General Assembly beginning with the November 2012 general election. An employee member of the system with an effective date of membership prior to July 1, 2012, is a Class Two member. An employee member of the system with an effective date of membership on or after July 1, 2012, is a Class Three member.

State ORP – As an alternative to membership in SCRS, certain newly hired state, public school, and higher education employees and individuals first elected to the S.C. General Assembly beginning with the November 2012 general election have the option to participate in the State ORP. Contributions to the State ORP are at the same rates as SCRS. A direct remittance is required from the employer to the member's account with the ORP service provider for the employee contribution and a portion of the employer contribution (5 percent). A direct remittance is also required to SCRS for the remaining portion of the employer contribution and an incidental death benefit contribution, if applicable, which is retained by SCRS.

PORS – To be eligible for PORS membership, an employee must be required by the terms of his employment, by election or appointment, to preserve public order, protect life and property, and detect crimes in the state; to prevent and control property destruction by fire; be a coroner in a full-time permanent position; or to be a peace officer employed by the Department of Corrections, the Department of Juvenile Justice, or the Department of Mental Health. Probate judges and coroners may elect membership in PORS. Magistrates are required to participate in PORS for service as a magistrate. PORS members, other than magistrates and probate judges, must also earn at least \$2,000 per year and devote at least 1,600 hours per year to this work, unless exempted by statute. An employee member of the system with an effective date of membership prior to July 1, 2012, is a Class Two member. An employee member of the system with an effective date of membership on or after July 1, 2012, is a Class Three member.

Plan Benefits

Benefit terms are prescribed in Title 9 of the South Carolina Code of Laws. PEBA does not have the authority to establish or amend benefit terms without legislative change in the Code of Laws. Key elements of the benefit calculation include the benefit multiplier, years of service, and average final compensation/current annual salary. A brief summary of benefit terms for each system is presented below.

**LEXINGTON COUNTY SCHOOL DISTRICT ONE
LEXINGTON, SOUTH CAROLINA**

NOTES TO THE BASIC FINANCIAL STATEMENTS

JUNE 30, 2022

Retirement Plans (Continued)

Plan Benefits (Continued)

- **SCRS** – A Class Two member who has separated from service with at least five or more years of earned service is eligible for a monthly pension at age 65 or with 28 years credited service regardless of age. A member may elect early retirement with reduced pension benefits payable at age 55 with 25 years of service credit. A Class Three member who has separated from service with at least eight or more years of earned service is eligible for a monthly pension upon satisfying the Rule of 90 requirement that the total of the member's age and the member's creditable service equals at least 90 years. Both Class Two and Class Three members are eligible to receive a reduced deferred annuity at age 60 if they satisfy the five- or eight-year earned service requirement, respectively. An incidental death benefit is also available to beneficiaries of active and retired members of employers who participate in the death benefit program.

The annual retirement allowance of eligible retirees or their surviving annuitants is increased by the lesser of one percent or five hundred dollars every July 1. Only those annuitants in receipt of a benefit on July 1 of the preceding year are eligible to receive the increase. Members who retire under the early retirement provisions at age 55 with 25 years of service are not eligible for the benefit adjustment until the second July 1 after reaching age 60 or the second July 1 after the date they would have had 28 years of service credit had they not retired.

- **PORS** – A Class Two member who has separated from service with at least five or more years of earned service is eligible for a monthly pension at age 55 or with 25 years of service regardless of age. A Class Three member who has separated from service with at least eight or more years of earned service is eligible for a monthly pension at age 55 or with 27 years of service regardless of age. Both Class Two and Class Three members are eligible to receive a deferred annuity at age 55 with five or eight years of earned service, respectively. An incidental death benefit is also available to beneficiaries of active and retired members of employers who participate in the death benefit program. Accidental death benefits are also provided upon the death of an active member working for a covered employer whose death was a natural and proximate result of an injury incurred while in the performance of duty.

The retirement allowance of eligible retirees or their surviving annuitants is increased by the lesser of one percent or five hundred dollars every July 1. Only those annuitants in receipt of a benefit on July 1 of the preceding year are eligible to receive the increase.

Plan Contributions

Actuarial valuations are performed annually by an external consulting actuary to ensure applicable contribution rates satisfy the funding parameters specified in Title 9 of the South Carolina Code of Laws. Under these provisions, SCRS and PORS contribution requirements must be sufficient to maintain an amortization period for the financing of the unfunded actuarial accrued liability (UAAL) over a period that does not exceed the number of years scheduled in state statute. Legislation in 2017 increased, but also established a ceiling for SCRS and PORS employee contribution rates. Effective July 1, 2017, employee rates were increased to a capped rate of 9.00 percent for SCRS and 9.75 percent for PORS. The legislation also increased employer contribution rates beginning July 1, 2017 for both SCRS and PORS by two percentage points and further scheduled employer contribution rates to increase by a minimum of one percentage point each year in accordance with state statute. However, the General Assembly postponed the one percent increase in the SCRS and PORS employer contribution rates that was scheduled to go into effect beginning July 1, 2020. If the scheduled contributions are not sufficient to meet the funding periods set in state statute, the board shall increase the employer contribution rates as necessary to meet the funding periods set for the applicable year. The maximum funding period of SCRS and PORS is scheduled to be reduced over a ten-year schedule from 30 years beginning fiscal year 2018 to 20 years by fiscal year 2028.

**LEXINGTON COUNTY SCHOOL DISTRICT ONE
LEXINGTON, SOUTH CAROLINA**

NOTES TO THE BASIC FINANCIAL STATEMENTS

JUNE 30, 2022

Retirement Plans (Continued)

Plan Contributions (Continued)

Additionally, the Board is prohibited from decreasing the SCRS and PORS contribution rates until the funded ratio is at least 85 percent. If the most recent annual actuarial valuation of the Systems for funding purposes shows a ratio of the actuarial value of system assets to the actuarial accrued liability of the system (the funded ratio) that is equal to or greater than 85 percent, then the board, effective on the following July 1, may decrease the then current contribution rates upon making a finding that the decrease will not result in a funded ratio of less than 85 percent. If contribution rates are decreased pursuant to this provision, and the most recent annual actuarial valuation of the system shows a funded ratio of less than 85 percent, then effective on the following July 1, and annually thereafter as necessary, the board shall increase the then current contribution rates until a subsequent annual actuarial valuation of the system shows a funded ratio that is equal to or greater than 85 percent.

Required employee contribution rates¹ are as follows:

	<u>7/1/21 to 6/30/22</u>	<u>7/1/20 to 6/30/21</u>
<u>SCRS</u>		
Employee Class Two	9.00%	9.00%
Employee Class Three	9.00%	9.00%
<u>State ORP</u>		
Employee Class Three	9.00%	9.00%
<u>PORS</u>		
Employee Class Two	9.75%	9.75%
Employee Class Three	9.75%	9.75%

¹ Calculated on earnable compensation as defined in Title 9 of the South Carolina Code of Laws.

**LEXINGTON COUNTY SCHOOL DISTRICT ONE
LEXINGTON, SOUTH CAROLINA**

NOTES TO THE BASIC FINANCIAL STATEMENTS

JUNE 30, 2022

Retirement Plans (Continued)

Plan Contributions (Continued)

Required employer contribution rates¹ are as follows (based on retirement plan's fiscal year):

	<u>7/1/21 to 6/30/22</u>	<u>7/1/20 to 6/30/21</u>
<u>SCRS</u>		
Employer Class Two	16.41%	15.41%
Employer Class Three	16.41%	15.41%
Employer Incidental Death Benefit	0.15%	0.15%
<u>State ORP</u>		
Employer Contribution ²	16.41%	15.41%
Employer Incidental Death Benefit	0.15%	0.15%
<u>PORS</u>		
Employer Class Two	18.84%	17.84%
Employer Class Three	18.84%	17.84%
Employer Incidental Death Benefit	0.20%	0.20%
Employer Accidental Death Program	0.20%	0.20%

¹ Calculated on earnable compensation as defined in Title 9 of the South Carolina Code of Laws.

² Of this employer contribution, 5% of earnable compensation must be remitted by the employer directly to the ORP service provider to be allocated to the member's account with the remainder of the employer contribution remitted to the SCRS.

The required contributions and percentages of amounts contributed by the District to the Plans for the past five years were as follows:

Year Ended June 30,	<u>SCRS Contributions</u>		<u>State ORP Contributions</u>		<u>PORS Contributions</u>	
	<u>Required</u>	<u>% Contributed</u>	<u>Required</u>	<u>% Contributed</u>	<u>Required</u>	<u>% Contributed</u>
2022	\$ 30,849,249	100%	\$ 1,807,012	100%	\$ 39,004	100%
2021	26,554,474	100%	1,502,250	100%	31,501	100%
2020	26,441,702	100%	1,461,266	100%	33,753	100%
2019	23,552,327	100%	1,182,478	100%	35,685	100%
2018	\$ 21,203,846	100%	\$ 951,402	100%	\$ 34,325	100%

**LEXINGTON COUNTY SCHOOL DISTRICT ONE
LEXINGTON, SOUTH CAROLINA**

NOTES TO THE BASIC FINANCIAL STATEMENTS

JUNE 30, 2022

Retirement Plans (Continued)

Plan Contributions (Continued)

Eligible payrolls of the District covered under the Plans for the past five years were as follows:

Year Ended June 30,	SCRS Payroll	State ORP Payroll	PORS Payroll	Total Payroll
2022	\$ 187,990,546	\$ 15,837,090	\$ 207,027	\$ 204,034,662
2021	172,317,805	14,430,832	176,574	186,925,211
2020	171,587,945	14,037,134	189,201	185,814,280
2019	163,444,327	12,566,184	211,907	176,222,418
2018	\$ 158,119,667	\$ 11,312,752	\$ 216,691	\$ 169,649,110

Pension Liabilities, Pension Expense, and Deferred Outflows/Inflows of Resources Related to Pensions

The net pension liability (“NPL”) is calculated separately for each system and represents that particular system’s total pension liability (“TPL”) determined in accordance with GASB No. 67 less that System’s fiduciary net position. NPL totals, as of the June 30, 2021 measurement date, for SCRS and PORS are presented in the following table.

System	Total Pension Liability	Plan Fiduciary Net Position	Employers’ Net Pension Liability (Asset)	Plan Fiduciary Net Position as a Percentage Of the Total Pension Liability
SCRS	\$ 55,131,579,363	\$ 33,490,305,970	\$ 21,641,273,393	60.7%
PORS	8,684,586,488	6,111,672,064	2,572,914,424	70.4%

The TPL is calculated by the Systems’ actuary, and each plan’s fiduciary net position is reported in the Systems’ financial statements. The NPL is disclosed in accordance with the requirements of GASB 67 in the Systems’ notes to the financial statements and required supplementary information. Liability calculations performed by the Systems’ actuary for the purpose of satisfying the requirements of GASB Nos. 67 and 68 are not applicable for other purposes, such as determining the plans’ funding requirements.

At June 30, 2022, the District reported liabilities of approximately \$352,060,000 and \$305,000 for its proportionate share of the net pension liabilities for the SCRS and PORS (“Plans”), respectively. The total net pension liability was approximately \$352,365,000. The net pension liabilities were determined based on the most recent actuarial valuation as of July 1, 2020, using membership as of that date projected forward to the end of the retirement plan’s fiscal year, and financial information of the pension trust funds as of June 30, 2021.

**LEXINGTON COUNTY SCHOOL DISTRICT ONE
LEXINGTON, SOUTH CAROLINA**

NOTES TO THE BASIC FINANCIAL STATEMENTS

JUNE 30, 2022

Retirement Plans (Continued)

Pension Liabilities, Pension Expense, and Deferred Outflows/Inflows of Resources Related to Pensions (Continued)

The District's proportion of the net pension liabilities was based on a projection of the District's long-term share of contributions to the Plans relative to the projected contributions of all participating governmental units, actuarially determined. At the June 30, 2021 measurement date, the District's SCRS proportion was 1.626802 percent, which was an increase of 0.000497 percent from its proportion measured as of June 30, 2020. At the June 30, 2021 measurement date, the District's PORS proportion was 0.011854 percent, which was a decrease of .003007 percent from its proportion measured as of June 30, 2020.

For the year ended June 30, 2022, the District recognized pension expense of approximately \$27,440,000 and \$(25,000) for the SCRS and PORS, respectively, for a total pension expense of approximately \$27,415,000.

At June 30, 2022, the District reported deferred outflows of resources and deferred inflows of resources related to pensions from the following sources:

	<u>Deferred Outflows of Resources</u>	<u>Deferred Inflows of Resources</u>
<u>SCRS</u>		
Differences between expected and actual experience	\$ 5,996,948	\$ 475,153
Assumption changes	19,270,652	-
Net difference between projected and actual earnings on pension plan investments	-	51,141,466
Deferred amounts from changes in proportionate share and differences between District contributions and proportionate share of contributions	2,254,200	291,625
District contributions subsequent to the measurement date	<u>32,962,002</u>	<u>-</u>
Total SCRS	<u>\$ 60,483,802</u>	<u>\$ 51,908,244</u>
<u>PORS</u>		
Differences between expected and actual experience	\$ 10,376	\$ 950
Assumption changes	21,754	-
Net difference between projected and actual earnings on pension plan investments	-	68,379
Deferred amounts from changes in proportionate share and differences between District contributions and proportionate share of contributions	-	62,190
District contributions subsequent to the measurement date	<u>39,832</u>	<u>-</u>
Total PORS	<u>\$ 71,962</u>	<u>\$ 131,519</u>
Total SCRS and PORS	<u>\$ 60,555,764</u>	<u>\$ 52,039,763</u>

Approximately \$32,962,000 and \$40,000 that were reported as deferred outflows of resources related to the District's contributions subsequent to the measurement date to the SCRS and PORS, respectively, will be recognized as a reduction of the net pension liabilities in the year ended June 30, 2022.

**LEXINGTON COUNTY SCHOOL DISTRICT ONE
LEXINGTON, SOUTH CAROLINA**

NOTES TO THE BASIC FINANCIAL STATEMENTS

JUNE 30, 2022

Retirement Plans (Continued)

Pension Liabilities, Pension Expense, and Deferred Outflows/Inflows of Resources Related to Pensions (Continued)

Other amounts reported as deferred outflows of resources and deferred inflows of resources related to the SCRS and PORS will increase (decrease) pension expense as follows:

<u>Year Ended June 30,</u>	<u>SCRS</u>	<u>PORS</u>	<u>Total</u>
2022	\$ (146,444)	\$ (37,111)	\$ (183,555)
2023	(833,514)	(24,152)	(857,666)
2024	(4,270,012)	(13,326)	(4,283,338)
2025	(19,136,474)	(24,800)	(19,161,274)
Total	\$ (24,386,444)	\$ (99,389)	\$ (24,485,833)

Actuarial Assumptions and Methods

Actuarial valuations of the ongoing plan involve estimates of the reported amounts and assumptions about the probability of occurrence of events far into the future. Examples include assumptions about future employment, mortality, and future salary increases. Amounts determined regarding the net pension liability are subject to continual revision as actual results are compared with past expectations and new estimates are made about the future. South Carolina state statute requires that an actuarial experience study be completed at least once in each five-year period. An experience report on the Systems was most recently issued for the period ending June 30, 2019.

The June 30, 2021, total pension liability (TPL), net pension liability (NPL), and sensitivity information shown in this report were determined by the Systems' consulting actuary, Gabriel Roeder Smith and Company (GRS) and are based on an actuarial valuation performed as of July 1, 2020. The total pension liability was rolled-forward from the valuation date to the plans' fiscal year end, June 30, 2021, using generally accepted actuarial principles. The following table provides a summary of the actuarial assumptions and methods used to calculate the TPL as of June 30, 2021.

	SCRS	PORS
Actuarial Cost Method	Entry Age Normal	Entry Age Normal
Investment rate of return ¹	7%	7%
Projected salary increases	3.0% to 11.0% (varies by service) ¹	3.5% to 10.5% (varies by service) ¹
Benefit adjustments ¹ Includes inflation at 2.25%	Lesser of 1% or \$500 annually	Lesser of 1% or \$500 annually

The post-retiree mortality assumption is dependent upon the member's job category and gender. The base mortality assumptions, the 2020 Public Retirees of South Carolina Mortality table (2020 PRSC), was developed using the Systems' mortality experience. These base rates are adjusted for future improvement in mortality using 80% of Scale UMP projected from the year 2020. Assumptions used in the determination of the June 30, 2021, TPL are as follows:

Former Job Class	Males	Females
Educators	2020 PRSC Males multiplied by 95%	2020 PRSC Females multiplied by 94%
General Employees and Members of the General Assembly	2020 PRSC Males multiplied by 97%	2020 PRSC Females multiplied by 107%
Public Safety and Firefighters	2020 PRSC Males multiplied by 127%	2020 PRSC Females multiplied by 107%

**LEXINGTON COUNTY SCHOOL DISTRICT ONE
LEXINGTON, SOUTH CAROLINA**

NOTES TO THE BASIC FINANCIAL STATEMENTS

JUNE 30, 2022

Retirement Plans (Continued)

Long-term Expected Rate of Return

The long-term expected rate of return on pension plan investments is based upon 20-year capital market assumptions. The long-term expected rates of return represent assumptions developed using an arithmetic building block approach primarily based on consensus expectations and market-based inputs. Expected returns are net of investment fees.

The expected returns, along with the expected inflation rate, form the basis for the target asset allocation adopted at the beginning of the 2021 fiscal year. The long-term expected rate of return is produced by weighting the expected future real rates of return by the target allocation percentage and adding expected inflation and is summarized in the table below. For actuarial purposes, the 7 percent assumed annual investment rate of return used in the calculation of the TPL includes a 4.75 percent real rate of return and a 2.25 percent inflation component.

Allocation/Exposure	Policy Target	Expected Arithmetic Real Rate of Return	Long Term Expected Portfolio Real Rate of Return
Public Equity¹	46.0%	6.87%	3.16%
Bonds	26.0%	0.27%	0.07%
Private Equity^{1,2}	9.0%	9.68%	0.87%
Private Debt²	7.0%	5.47%	0.39%
Real Assets	12.0%		
Real Estate ²	9.0%	6.01%	0.54%
Infrastructure ²	3.0%	5.08%	0.15%
Total Expected Real Return ³	100.0%		5.18%
Inflation for Actuarial Purposes			2.25%
			7.43%

¹The target weight to Private Equity will be equal to its actual weight, reported by the custodial bank, as of prior month end. When flows have occurred, flow adjusted weights are used to more accurately reflect the impact of the asset class weight. Private Equity and Public Equity combine for 55% of the entire portfolio.

² Staff and Consultant will notify the Commission if Private Markets assets exceed 25% of total assets.

³ Portable Alpha Strategies, which are not included in the Policy Target, will be capped at 12% of total assets; hedge funds (including all hedge funds used in portable alpha implementation) are capped at 20% of total assets.

Discount Rate

The discount rate used to measure the TPL was 7 percent. The projection of cash flows used to determine the discount rate assumed that contributions from participating employers in SCRS and PORS will be made based on the actuarially determined rates based on provisions in the South Carolina Code of Laws. Based on those assumptions, the System's fiduciary net position was projected to be available to make all the projected future benefit payments of current plan members. Therefore, the long-term expected rate of return on pension plan investments was applied to all periods of projected benefit payments to determine the TPL.

**LEXINGTON COUNTY SCHOOL DISTRICT ONE
LEXINGTON, SOUTH CAROLINA**

NOTES TO THE BASIC FINANCIAL STATEMENTS

JUNE 30, 2022

Retirement Plans (Continued)

Sensitivity Analysis

The following table presents the District’s proportionate share of the collective NPL calculated using the discount rate of 7 percent, as well as what the District’s proportionate share of the employers’ NPL would look like were calculated using a discount rate that is 1.00 percent lower (6 percent) or 1.00 percent higher (8 percent) than the current rate:

Sensitivity of the Net Pension Liability to Changes in the Discount Rate			
System	1.00% Decrease (6%)	Current Discount Rate (7%)	1.00% Increase (8%)
SCRS	\$ 461,155,774	\$ 352,060,768	\$ 261,380,225
PORS	\$ 442,513	\$ 304,998	\$ 192,352

Additional Financial and Actuarial Information

Detailed information regarding the fiduciary net position of the Plans administered by the PEBA is available in the separately issued ACFR containing financial statements and required supplementary information. The ACFR is publicly available on PEBA’s website at www.peba.sc.gov, or a copy may be obtained by submitting a request to PEBA, 202 Arbor Lake Drive, Columbia, SC 29223.

Payable to Plans

The District reported payables of approximately \$3,828,000 and \$4,700 to the PEBA as of June 30, 2022, representing required employer and employee contributions for the month of June 2022 for the SCRS and PORS, respectively. These amounts are included in Accrued Salaries and Benefits on the financial statements and were paid in July 2022.

XII. Other Postemployment Benefits

As previously discussed, PEBA is a state agency responsible for the administration and management of the State of South Carolina’s employee insurance programs, other post-employment benefit trusts and retirement systems and is part of the State of South Carolina primary government. By law, the State Fiscal Accountability Authority (“SFAA”), which consists of five elected officials, also reviews certain PEBA Board decisions in administering the State Health Plan and OPEB.

PEBA issues audited financial statements and required supplementary information for the other post-employment benefits trusts (“OPEB Trusts”). This information is publicly available through PEBA’s website at www.peba.sc.gov or a copy may be obtained by submitting a request to PEBA – Insurance Benefits, 202 Arbor Lake Drive, Columbia, SC 29223. PEBA is considered a division of the primary government of the state of South Carolina, and therefore, the financial information of the Trust is also included in the annual comprehensive financial report of the State.

Plan Descriptions

The Other Post-Employment Benefits Trust Funds (OPEB Trusts), collectively refers to the South Carolina Retiree Health Insurance Trust Fund (SCRHITF) and the South Carolina Long-Term Disability Insurance Trust Fund (SCLTDITF), were established by the State of South Carolina as Act 195, which became effective in May 2008. The SCRHITF was created to fund and account for the employer costs of the State’s retiree health and dental plans. The SCLTDITF was created to fund and account for the employer costs of the State’s Basic Long-Term Disability Income Benefit Plan.

In accordance with Act 195, the OPEB Trusts are administered by the PEBA - Insurance Benefits and the State Treasurer is the custodian of the funds held in trust. The Board of Directors of PEBA has been designated as the Trustee.

**LEXINGTON COUNTY SCHOOL DISTRICT ONE
LEXINGTON, SOUTH CAROLINA**

NOTES TO THE BASIC FINANCIAL STATEMENTS

JUNE 30, 2022

Other Postemployment Benefits (Continued)

Plan Descriptions (Continued)

The OPEB Trusts are cost-sharing multiple-employer defined benefit OPEB plans. Article 5 of the State Code of Laws defines the two plans and authorizes the Trustee to at any time adjust the plans, including its benefits and contributions, as necessary to insure the fiscal stability of the plans. In accordance with the South Carolina Code of Laws and the annual Appropriations Act, the State provides post-employment health and dental and long-term disability benefits to retired State and school district employees and their covered dependents.

Plan Benefits

The SCRHITF is a healthcare plan that covers retired employees of the State of South Carolina, including all agencies, and public school districts. The SCRHITF provides health and dental insurance benefits to eligible retirees. Generally, retirees are eligible for health and dental benefits if they have established at least ten years of retirement service credit. For new hires beginning employment May 2, 2008 and after, retirees are eligible for benefits if they have established 25 years of service for 100% employer funding and 15-24 years of service for 50% employer funding.

The SCLTDITF is a long-term disability plan that covers employees of the State of South Carolina, including all agencies and public school districts and all participating local government entities. The SCLTDITF provides disability payments to eligible employees that have been approved for disability.

Plan Contributions and Funding Policies

Section 1-11-710 of the South Carolina Code of Laws of 1976, as amended, requires the post-employment and long-term disability benefits to be funded through non-employer and employer contributions for active employees and retirees to the PEBA – Insurance Benefits.

The SCRHITF is funded through participating employers that are mandated by State statute to contribute at a rate assessed each year by the Department of Administration Executive Budget Office on active employee covered payroll. The School District's covered payroll surcharge for the year ended June 30, 2021 was 6.25 percent. The South Carolina Retirement System collects the monthly covered payroll surcharge for all participating employers and remits it directly to the SCRHITF. Other sources of funding for the SCRHITF also include the implicit subsidy, or age-related subsidy inherent in the healthcare premiums structure. The implicit subsidy represents a portion of the health care expenditures paid on behalf of the employer's active employees. For purposes of GASB Statement No. 75, this expenditure on behalf of the active employee is reclassified as a retiree health care expenditure so that the employer's contributions towards the plan reflect the underlying age-adjusted, retiree benefit costs. Non-employer contributions consist of an annual appropriation by the General Assembly and the statutorily required transfer from PEBA – Insurance Benefits reserves. However, due to the COVID-19 pandemic and the impact it has had on the PEBA – Insurance Benefits reserves, the General Assembly has indefinitely suspended the statutorily required transfer until further notice. It is also funded through investment income.

The SCLTDITF is funded through employer contributions for active employees that elect health insurance coverage. For this group of active employees, PEBA – Insurance Benefits bills and collects premiums charged to State agencies, public school districts and other participating local governments. The monthly premium per active employee was \$3.22 for the fiscal year ended June 30, 2021. The SCLTDITF premium is billed monthly by PEBA – Insurance Benefits and transferred monthly to the SCLTDITF. It is also funded through investment income.

Actuarial Assumptions and Methods

Actuarial valuations of an ongoing plan involve estimates of the value of reported amounts and assumptions about the probability of occurrence of events far into the future. Examples include assumptions about future employment, mortality, and the healthcare cost trend. Actuarially determined amounts are subject to continual revision as actual results are compared with past expectations and new estimates are made about the future.

**LEXINGTON COUNTY SCHOOL DISTRICT ONE
LEXINGTON, SOUTH CAROLINA**

NOTES TO THE BASIC FINANCIAL STATEMENTS

JUNE 30, 2022

Other Postemployment Benefits (Continued)

Actuarial Assumptions and Methods (Continued)

Projections of benefits for financial reporting purposes are based on the substantive plans (as understood by the employer and plan participants) and include the types of benefits provided at the time the valuation and the historical pattern of sharing of benefit costs between the employer and plan members to that point. The actuarial methods and assumptions used include techniques that are designed to reduce the effects of short-term volatility in actuarial accrued liabilities and the actuarial value of assets, consistent with the long-term perspective of the calculations.

Additional information as of the latest actuarial valuation for SCRHITF:

Valuation Date:	June 30, 2020
Actuarial Cost Method:	Individual Entry – Age Normal
Inflation:	2.25%
Investment Rate of Return:	2.75%, net of OPEB Plan investment expense; including inflation.
Single Discount Rate:	1.92% as of June 30, 2021
Demographic Assumptions:	Based on the experience study performed for the South Carolina Retirement Systems for the 5-year period ending June 30, 2019.
Mortality:	For healthy retirees, the gender-distinct South Carolina Retirees 2020 Mortality Tables are used with fully generational mortality projections based on a fully generational basis by the 80% of Scale UMP to account for future mortality improvements and adjusted with multipliers based on plan experience.
Health Care Trend Rate:	Initial trend starting at 6.00% and gradually decreasing to an ultimate trend of 4.00% over a period of 15 years.
Aging Factors:	Based on plan specific experience.
Retiree Participation:	79% for retirees who are eligible for funded premiums. 59% participation for retirees who are eligible for Partial Funded Premiums. 20% participation for retirees eligible for Non-Funded Premiums
Notes:	The discount rate changed from 2.45% as of June 30, 2020 to 1.92% as of June 30, 2021; demographic and salary increases assumptions were updated to reflect the 2020 SCRS experience study and the health care trend rates were reset to better reflect the plan’s anticipated experience.

Additional information as of the latest actuarial valuation for SCLTDITF:

Valuation Date:	June 30, 2020
Actuarial Cost Method:	Individual Entry – Age Normal
Inflation:	2.25%
Investment Rate of Return:	3.00%, net of Plan investment expense; including inflation.
Single Discount Rate:	2.48% as of June 30, 2021
Salary, Termination and Retirement Rates:	Based on the experience study performed for the South Carolina Retirement Systems for the 5-year period ending June 30, 2019.
Disability Incidence:	The disability incidence rates used in the valuation are 165% of the rates developed for the South Carolina Retirement Systems pension plans
Disability Recovery:	For participants in payment, 1987 CGDT Group Disability; for active employees, 60% were assumed to recover after the first year and 93% were assumed to recover after the first two years.
Offsets:	45% are assumed to be eligible for Social Security benefits; assumed percentage who will be eligible for a pension plan offset varies based on employee group.
Expenses:	Third party administrative expenses were included in the benefit projections.
Notes:	The discount rate changed from 2.83% as of June 30, 2020 to 2.48% as of June 30, 2021. Additionally, the salary, termination, and retirement rates assumptions were updated to reflect the 2020 experience study for the South Carolina Retirement Systems’ pension valuations, and the disability incidence, disability recovery, and administration fee and offset assumptions were updated to better reflect the plan’s anticipated experience.

LEXINGTON COUNTY SCHOOL DISTRICT ONE
 LEXINGTON, SOUTH CAROLINA

NOTES TO THE BASIC FINANCIAL STATEMENTS

JUNE 30, 2022

Other Postemployment Benefits (Continued)

Long-Term Expected Rate of Return

The long-term expected rate of returns represent assumptions developed using an arithmetic building block approach primarily based on consensus expectations and market-based inputs. The expected returns, along with the expected inflation rate, form the basis for the target asset allocation adopted at the beginning of the 2018 fiscal year. The long-term expected rate of return is produced by weighting the expected future real rates of return by the target allocation percentage and adding expected inflation. This information is summarized in the following table:

SOUTH CAROLINA RETIREE HEALTH INSURANCE TRUST FUND

	<u>Target Asset Allocation</u>	<u>Expected Arithmetic Real Rate of Return</u>	<u>Allocation- Weighted Long- Term Expected Real Rate of Return</u>
Asset Class			
U.S. Domestic Fixed Income	80.00%	0.60%	0.48%
Cash equivalents	<u>20.00%</u>	0.35%	<u>0.07%</u>
Total	100.00%		0.55%
Expected Inflation			<u>2.25%</u>
Total Return			<u>2.80%</u>
Investment Return Assumption			<u>2.75%</u>

SOUTH CAROLINA LONG-TERM DISABILITY INSURANCE TRUST FUND

	<u>Target Asset Allocation</u>	<u>Expected Arithmetic Real Rate of Return</u>	<u>Allocation- Weighted Long- Term Expected Real Rate of Return</u>
Asset Class			
U.S. Domestic Fixed Income	80.00%	0.95%	0.76%
Cash equivalents	<u>20.00%</u>	0.35%	<u>0.07%</u>
Total	100.00%		0.83%
Expected Inflation			<u>2.25%</u>
Total Return			<u>3.08%</u>
Investment Return Assumption			<u>3.00%</u>

**LEXINGTON COUNTY SCHOOL DISTRICT ONE
LEXINGTON, SOUTH CAROLINA**

NOTES TO THE BASIC FINANCIAL STATEMENTS

JUNE 30, 2022

Other Postemployment Benefits (Continued)

Single Discount Rate

A Single Discount Rate of 1.92% was used to measure the total OPEB liability for the SCRHITF. The accounting policy for this plan is to set the Single Discount Rate equal to the prevailing municipal bond rate. Due to the plan's investment and funding policies, the difference between a blended discount rate and the municipal bond rate would be less than several basis points (several hundredths of one percent).

A Single Discount Rate of 2.48% was used to measure the total OPEB liability for the SCLTDITF. This Single Discount Rate was based on an expected rate of return on plan investments of 3.00% and a municipal bond rate of 1.92%. The projection of cash flows to determine this Single Discount Rate assumed that employer contributions will remain \$38.64 per year for each covered active employee. Based on these assumptions, the plan's Fiduciary Net Position and future contributions were sufficient to finance the benefit payments through the year 2037. As a result, the long-term expected rate of return on plan investments was applied to project benefit payments through the year 2037, and the municipal bond rate was applied to all benefit payments after that date.

Net OPEB Liability, OPEB Expense and Deferred Outflows/Inflows of Resources Related to OPEB

The Net OPEB Liability (NOL) is calculated separately for each OPEB Trust Fund and represents that particular Trust's total OPEB liability (TOL) determined in accordance with GASB No. 74 less that Trust's fiduciary net position. The allocation of each employer's proportionate share of the collective Net OPEB Liability and collective OPEB Expense was determined using the employer's payroll-related contributions over the measurement period. This method is expected to be reflective of the employer's long-term contribution effort as well as be transparent to individual employers and their external auditors. The following table represents the components of the net OPEB liability as of June 30, 2021:

OPEB Trust	Total OPEB Liability	Plan Fiduciary Net Position	Employer's Net OPEB Liability (Asset)	Plan Fiduciary Net Position as a Percentage of the Total OPEB Liability
SCRHITF	\$ 22,506,597,989	\$ 1,683,416,992	\$ 20,823,180,997	7.48%
SCLTDITF	\$ 44,378,931	\$ 41,201,247	\$ 3,177,684	92.84%

The TOL is calculated by the Trusts' actuary, and each Trust's fiduciary net position is reported in the Trust's financial statements. The NOL is disclosed in accordance with the requirements of GASB No. 74 in the Trusts' notes to the financial statements and required supplementary information. Liability calculations performed by the Trusts' actuary for the purpose of satisfying the requirements of GASB Nos. 74 and 75 and are not applicable for other purposes, such as determining the Trusts' funding requirements.

At June 30, 2022, the School District reported liabilities of approximately \$417,378,000 and \$53,000 for its proportionate share of the net OPEB liabilities for SCRHITF and SCLTDITF, respectively. The total net OPEB liability was approximately \$417,431,000. The net OPEB liabilities were measured as of June 30, 2021 and the total OPEB liabilities used to calculate the net OPEB liabilities were determined by an actuarial valuation as of that date. The School District's proportion of the net OPEB liabilities was based on a projection of the School District's long-term share of contributions to the OPEB plan relative to the projected contributions of all participating entities, actuarially determined. At the June 30, 2021 measurement date, the School District's SCRHITF proportion was 2.004389 percent, which was a decrease of .011424 percent from its proportion measured as of June 30, 2020. At the June 30, 2021 measurement date, the School District's SCLTDITF proportion was 1.669087 percent, which was a decrease of .016244 percent from its proportion measured as of June 30, 2020.

**LEXINGTON COUNTY SCHOOL DISTRICT ONE
LEXINGTON, SOUTH CAROLINA**

NOTES TO THE BASIC FINANCIAL STATEMENTS

JUNE 30, 2022

Other Postemployment Benefits (Continued)

Net OPEB Liability, OPEB Expense and Deferred Outflows/Inflows of Resources Related to OPEB (Continued)

In accordance with part (b) of paragraph 69 of GASB Statement No. 75, participating employers should recognize revenue in an amount equal to the employer's proportionate share of the change in the collective net OPEB liability arising from contributions to the OPEB plan during the measurement period from non-employer contributing entities for purposes other than the separate financing of specific liabilities to the OPEB plan. For the year ended June 30, 2022, the School District recognized \$47,610 of revenues from state sources and intergovernmental expenditures in the School District's special revenue funds.

For the year ended June 30, 2022, the School District recognized OPEB expense of approximately \$36,622,000, including \$36,479,000 for SCRHITF and \$143,000 for SCLTDITF, respectively. At June 30, 2022, the District reported deferred outflows of resources and deferred inflows of resources related to OPEB from the following sources:

	<u>SCRHITF</u>	
	<u>Deferred Outflows Of Resources</u>	<u>Deferred Inflows Of Resources</u>
Differences between expected and actual experience	\$ 8,446,411	\$ 10,698,045
Changes in assumptions	84,854,839	10,049,901
Net difference between projected and actual investment experience	-	112,861
Changes in proportionate share and differences between District contributions and proportionate share of contributions	4,908,080	1,612,393
District contributions subsequent to the measurement date	12,752,166	-
Total SCRHITF	\$ 110,961,496	\$ 22,473,200

	<u>SCLTDITF</u>	
	<u>Deferred Outflows Of Resources</u>	<u>Deferred Inflows Of Resources</u>
Differences between expected and actual experience	\$ -	\$ 39,113
Changes in assumptions	43,791	2,125
Net difference between projected and actual investment experience	-	16,263
Changes in proportionate share and differences between District contributions and proportionate share of contributions	91	4,357
District contributions subsequent to the measurement date	130,059	-
Total SCLTDITF	\$ 173,941	\$ 61,858

Total SCRHITF and SCLTDITF	\$ 111,135,437	\$ 22,535,058
-----------------------------------	-----------------------	----------------------

**LEXINGTON COUNTY SCHOOL DISTRICT ONE
LEXINGTON, SOUTH CAROLINA**

NOTES TO THE BASIC FINANCIAL STATEMENTS

JUNE 30, 2022

Other Postemployment Benefits (Continued)

Net OPEB Liability, OPEB Expense and Deferred Outflows/Inflows of Resources Related to OPEB (Continued)

Approximately \$12,752,000 (SCRHITF) and \$130,000 (SCLTDITF) that were reported as deferred outflows of resources related to OPEB resulting from School District contributions subsequent to the measurement date will be recognized as reductions of the net OPEB liability in the year ended June 30, 2023.

Other amounts reported as deferred outflows of resources and deferred inflows of resources related to OPEB will be recognized in OPEB expense as follows:

<u>Year Ended June 30,</u>	<u>SCRHITF</u>	<u>SCLTDITF</u>	<u>Total</u>
2022	\$ 12,304,686	\$ (6,232)	\$ 12,298,454
2023	12,119,881	(10,919)	12,108,962
2024	15,326,693	(5,802)	15,320,891
2025	16,085,509	4,160	16,089,669
2026	13,462,574	(615)	13,461,959
Thereafter	6,436,787	1,432	6,438,219
Totals	\$ 75,736,130	\$ (17,976)	\$ 75,718,154

Sensitivity Analysis

The following table presents the District's SCRHITF net OPEB liability calculated using a Single Discount Rate of 1.92% as well as what the District's SCRHITF net OPEB liability would be if it were calculated using a Single Discount Rate that is one percent lower or one percent higher:

	1% Decrease 0.92%	Current Discount Rate 1.92%	1% Increase 2.92%
SCRHITF Net OPEB Liability	\$ 503,043,180	\$ 417,377,549	\$ 349,840,749

Regarding the sensitivity of the District's SCRHITF net OPEB liability to changes in the healthcare cost trend rates, the following table presents the District's SCRHITF net OPEB liability, calculated using the assumed trend rates as well as what the plan's net OPEB liability would be if it were calculated using a trend rate that is one percent lower or one percent higher:

	1% Decrease	Current Healthcare Cost Trend Rate	1% Increase
SCRHITF Net OPEB Liability	\$ 334,849,126	\$ 417,377,549	\$ 527,343,933

The following table represents the District's SCLTDITF net OPEB liability calculated using a Single Discount Rate of 2.48%, as well as what the District's SCLTDITF net OPEB liability would be if it were calculated using a Single Discount Rate that is one percent lower or one percent higher:

	1% Decrease 1.48%	Current Discount Rate 2.48%	1% Increase 3.48%
SCLTDITF Net OPEB Liability	\$ 77,156	\$ 53,038	\$ 28,728

The District's SCLTDITF net OPEB liability is not affected by changes in the healthcare cost trend rates due to the method used to calculate benefit payments. Therefore, the sensitivity to changes in the healthcare cost trend rates have not been calculated.

**LEXINGTON COUNTY SCHOOL DISTRICT ONE
LEXINGTON, SOUTH CAROLINA**

NOTES TO THE BASIC FINANCIAL STATEMENTS

JUNE 30, 2022

Other Postemployment Benefits (Continued)

Additional Financial and Actuarial Information

Information in this note was compiled from the OPEB Trusts Funds audited financial statement for the fiscal year ended June 30, 2022, and the accounting and financial reporting actuarial valuation as of June 30, 2021. Additional financial information supporting the preparation of the Schedules (including the unmodified audit opinion on the financial statements and required supplementary information) is available in the OPEB Trusts Funds' audited financial statements.

XIII. Risk Management

The District is exposed to various risks of loss related to torts; theft of, damage to, and destruction of assets; errors and omissions; injuries to employees; and natural disasters. The District participates with other school districts in the South Carolina School Boards Insurance Trust/Workers' Compensation Trust Fund and Property & Casualty Trust Funds (SCSBIT/WCTF-PCTF).

The SCSBIT/WCTF-PCTF is a public entity risk pool currently operating as a common risk management and insurance program for 57 member school districts for worker's compensation and 50 member school districts for property and casualty. The District pays an annual premium for worker's compensation insurance coverage and for property and casualty coverage based upon the total payroll and other exposure factors of the District each plan year. The SCSBIT/WCTF-PCTF is self-sustaining through member premium and deficiencies can be charged back to the member districts should a fund deficit arise.

The District's insurance coverage for all types of risk has not been significantly reduced from coverage in the prior year. The amounts of any District settlement have not exceeded the insurance coverage for the previous three fiscal years.

XIV. Contingent Liabilities

Litigation

Various claims and lawsuits are pending against the District. Although the outcome of these lawsuits is not presently determinable, it is the opinion of the District's counsel that resolution of these matters will not have a material adverse effect on the financial condition of the District.

Grants

The District participates in a number of federally assisted grant programs. These programs are subject to program compliance audits by the grantors or their representatives. The amount of program expenditures which may be disallowed by the granting agencies cannot be determined at this time although the District expects such amounts, if any, to be immaterial.

XV. Commitments

The District had thirty-six construction and renovation projects ongoing at the end of fiscal year 2022. The District has entered into various contracts for these projects totaling \$140 million of which \$19 million had not been expended as of June 30, 2022.

**LEXINGTON COUNTY SCHOOL DISTRICT ONE
LEXINGTON, SOUTH CAROLINA**

NOTES TO THE BASIC FINANCIAL STATEMENTS

JUNE 30, 2022

XVI. Tax Abatements

The District's property tax revenues were reduced by \$14,868,683 under agreements entered into by the County as of June 30, 2022. The State of South Carolina reimbursed the County \$1,029,394 of these property tax revenues, which the County disbursed back to the District. See the chart below for further details:

Tax Abatement Program	Amount of Taxes Abated during the Fiscal Year	State of South Carolina Revenue Reimbursement Amount
Fee-in-Lieu of Taxes Program (FILOT)	\$ 785,048	\$ 69,949
Fee-in-Lieu of Tax and Special Source Revenue Credit Program (FILOT + SSRC)	1,527,562	6,650
Fee-in-Lieu of Tax and Infrastructure Program (FILOT + IP)	487,378	8,520
Fee-in-Lieu of Tax, Special Source Revenue Credit and Infrastructure Program (FILOT + SSRC + IP)	12,068,695	944,275
	\$ 14,868,683	\$ 1,029,394

XVII. Subsequent Events

On November 2, 2022, the District issued \$23,535,000 in General Obligation Bonds, Series 2022B. The bonds were issued as short-term obligations for the purpose of paying the Installment Revenue Bonds and certain capital needs.

***REQUIRED SUPPLEMENTARY
INFORMATION***

LEXINGTON COUNTY SCHOOL DISTRICT ONE
LEXINGTON, SOUTH CAROLINA

REQUIRED SUPPLEMENTARY INFORMATION - BUDGETARY COMPARISON SCHEDULE - GENERAL FUND

SCHEDULE OF REVENUES, EXPENDITURES, AND CHANGES IN FUND BALANCE -

BUDGET TO ACTUAL

YEAR ENDED JUNE 30, 2022

	BUDGETED AMOUNTS		ACTUAL	VARIANCE WITH FINAL BUDGET
	ORIGINAL	FINAL		
REVENUES				
Local Sources:				
Taxes	\$ 103,237,854	103,237,854	105,333,691	\$ 2,095,837
Investment Earnings	170,000	170,000	334,040	164,040
Other Local Sources	631,500	631,500	1,199,068	567,568
State Sources	183,701,677	183,701,677	192,171,073	8,469,396
TOTAL REVENUE ALL SOURCES	287,741,031	287,741,031	299,037,872	11,296,841
EXPENDITURES				
Current:				
Instruction	179,683,085	190,657,220	186,537,613	4,119,607
Supporting Services	122,740,531	122,312,537	113,536,341	8,776,196
Capital Outlay	105,000	158,859	114,696	44,163
TOTAL EXPENDITURES	302,528,616	313,128,616	300,188,650	12,939,966
EXCESS (DEFICIENCY) OF REVENUES OVER EXPENDITURES	(14,787,585)	(25,387,585)	(1,150,778)	24,236,807
OTHER FINANCING SOURCES (USES)				
Transfer (to) from Other Funds				
Transfers In	8,834,807	8,834,807	10,975,526	2,140,719
Transfers Out	(1,507,000)	(1,507,000)	(1,575,541)	(68,541)
TOTAL OTHER FINANCING SOURCES (USES)	7,327,807	7,327,807	9,399,985	2,072,178
NET CHANGE IN FUND BALANCE	(7,459,778)	(18,059,778)	8,249,207	26,308,985
FUND BALANCE - BEGINNING OF YEAR	78,511,791	78,511,791	78,511,791	-
FUND BALANCE - END OF YEAR	\$ 71,052,013	60,452,013	86,760,998	\$ 26,308,985

Note: The budgets are presented on the modified accrual basis of accounting, which is consistent with accounting principles generally accepted in the United States of America.

Note: The School District's original budget reflected the use of appropriated fund balance of \$7,459,778 and the final budget reflected the use of appropriated fund balance of \$18,059,778.

LEXINGTON COUNTY SCHOOL DISTRICT ONE
LEXINGTON, SOUTH CAROLINA

REQUIRED SUPPLEMENTARY INFORMATION

SCHEDULE OF LEXINGTON COUNTY SCHOOL DISTRICT ONE'S PROPORTIONATE SHARE OF THE NET
PENSION LIABILITY - SOUTH CAROLINA RETIREMENT SYSTEM

LAST NINE FISCAL YEARS

	Year Ended June 30,								
	2022	2021	2020	2019	2018	2017	2016	2015	2014
Lexington County School District One's Proportion of the Net Pension Liability	1.626802%	1.623720%	1.626305%	1.594191%	1.588940%	1.579012%	1.580883%	1.555256%	1.555256%
Lexington County School District One's Proportionate Share of the Net Pension Liability	\$ 352,060,768	\$ 414,889,256	\$ 371,352,855	\$ 357,207,405	\$ 357,695,948	\$ 337,274,633	\$ 299,822,083	\$ 267,763,523	\$ 278,957,446
Lexington County School District One's Covered Payroll	\$ 186,748,637	\$ 185,625,079	\$ 176,010,510	\$ 169,432,419	\$ 164,744,033	\$ 156,925,611	\$ 152,136,549	\$ 144,947,436	\$ 139,746,760
Lexington County School District One's Proportionate Share of the Net Pension Liability as a Percentage of its Covered Payroll	188.52%	223.51%	210.98%	210.83%	217.12%	214.93%	197.07%	184.73%	199.62%
Plan Fiduciary Net Position as a Percentage of the Total Pension Liability	60.75%	50.71%	54.40%	54.10%	53.34%	52.91%	56.99%	59.92%	56.39%

Notes to Schedule:

The amounts presented for each fiscal year were determined as of June 30th of the preceding year.
Only nine years of data were available; thus, only nine years were presented.

LEXINGTON COUNTY SCHOOL DISTRICT ONE
 LEXINGTON, SOUTH CAROLINA

REQUIRED SUPPLEMENTARY INFORMATION

SCHEDULE OF LEXINGTON COUNTY SCHOOL DISTRICT ONE'S CONTRIBUTIONS
 SOUTH CAROLINA RETIREMENT SYSTEM

LAST NINE FISCAL YEARS

	Year Ended June 30,								
	2022	2021	2020	2019	2018	2017	2016	2015	2014
Contractually Required Contribution	\$ 32,962,002	\$ 28,336,846	\$ 28,181,406	\$ 24,998,821	\$ 22,409,398	\$ 18,518,828	\$ 16,901,316	\$ 16,158,971	\$ 14,966,882
Contributions in Relation to the Contractually Required Contributions	32,962,002	28,336,846	28,181,406	24,998,821	22,409,398	18,518,828	16,901,316	16,158,971	14,966,882
Contribution Deficiency (Excess)	\$ -	\$ -	\$ -	\$ -	\$ -	\$ -	\$ -	\$ -	\$ -
Lexington County School District One's Covered Payroll	\$ 203,827,636	\$ 186,748,637	\$ 185,625,079	\$ 176,010,510	\$ 169,432,419	\$ 154,232,391	\$ 147,832,482	\$ 152,136,549	\$ 144,947,436
Contributions as a Percentage of Covered Payroll	16.17%	15.17%	15.18%	14.20%	13.23%	12.01%	11.43%	10.62%	10.33%

Notes to Schedule:

Only nine years of data were available; thus, only nine years were presented.

LEXINGTON COUNTY SCHOOL DISTRICT ONE
 LEXINGTON, SOUTH CAROLINA

REQUIRED SUPPLEMENTARY INFORMATION

SCHEDULE OF LEXINGTON COUNTY SCHOOL DISTRICT ONE'S PROPORTIONATE SHARE OF THE NET
 PENSION LIABILITY - POLICE OFFICERS RETIREMENT SYSTEM

LAST NINE FISCAL YEARS

	Year Ended June 30,								
	2022	2021	2020	2019	2018	2017	2016	2015	2014
Lexington County School District One's Proportion of the Net Pension Liability	0.01258%	0.01252%	0.01486%	0.01567%	0.02044%	0.02358%	0.02372%	0.02418%	0.02418%
Lexington County School District One's Proportionate Share of the Net Pension Liability	\$ 304,998	\$ 415,339	\$ 425,906	\$ 444,127	\$ 559,994	\$ 598,101	\$ 516,998	\$ 462,928	\$ 501,265
Lexington County School District One's Covered Payroll	\$ 176,574	\$ 189,201	\$ 211,907	\$ 216,691	\$ 271,932	\$ 300,545	\$ 293,873	\$ 291,643	\$ 215,649
Lexington County School District One's Proportionate Share of the Net Pension Liability as a Percentage of its Covered Payroll	172.73%	219.52%	200.99%	204.96%	205.93%	199.01%	175.93%	158.73%	232.44%
Plan Fiduciary Net Position as a Percentage of the Total Pension Liability	70.37%	58.79%	62.69%	61.73%	60.94%	60.44%	64.57%	67.55%	62.98%

Notes to Schedule:

The amounts presented for each fiscal year were determined as of June 30th of the preceding year. Only nine years of data were available; thus, only nine years were presented.

LEXINGTON COUNTY SCHOOL DISTRICT ONE
 LEXINGTON, SOUTH CAROLINA

REQUIRED SUPPLEMENTARY INFORMATION

SCHEDULE OF LEXINGTON COUNTY SCHOOL DISTRICT ONE'S CONTRIBUTIONS
 POLICE OFFICERS RETIREMENT SYSTEM

LAST NINE FISCAL YEARS

	Year Ended June 30,								
	2022	2021	2020	2019	2018	2017	2016	2015	2014
Contractually Required Contribution	\$ 39,004	\$ 31,501	\$ 33,753	\$ 35,685	\$ 34,325	\$ 38,723	\$ 41,295	\$ 39,408	\$ 37,343
Contributions in Relation to the Contractually Required Contributions	39,004	31,501	33,753	35,685	34,325	38,723	41,295	39,408	37,343
Contribution Deficiency (Excess)	\$ -	\$ -	\$ -	\$ -	\$ -	\$ -	\$ -	\$ -	\$ -
Lexington County School District One's Covered Payroll	\$ 207,027	\$ 176,574	\$ 189,201	\$ 211,907	\$ 216,691	\$ 271,932	\$ 300,545	\$ 293,873	\$ 291,643
Contributions as a Percentage of Covered Payroll	18.84%	17.84%	17.84%	16.84%	15.84%	14.24%	13.74%	13.41%	12.80%

Notes to Schedule:

Only nine years of data were available; thus, only nine years were presented.

LEXINGTON COUNTY SCHOOL DISTRICT ONE
LEXINGTON, SOUTH CAROLINA

REQUIRED SUPPLEMENTARY INFORMATION

SCHEDULE OF LEXINGTON COUNTY SCHOOL DISTRICT ONE'S PROPORTIONATE SHARE OF THE NET
OPEB LIABILITY - SOUTH CAROLINA RETIREE HEALTH INSURANCE TRUST FUND (SCRHITF)
AND SOUTH CAROLINA LONG-TERM DISABILITY INSURANCE TRUST FUND (SCLTDITF)

LAST SIX FISCAL YEARS

	SCRHITF					
	2022	2021	2020	Year Ended June 30, 2019	2018	2017
Lexington County School District One's Proportion of the Net OPEB Liability	2.004389%	2.015813%	2.014930%	1.967239%	1.956825%	1.956825%
Lexington County School District One's Proportionate Share of the Net OPEB Liability	\$ 417,377,549	\$ 363,883,405	\$ 304,688,135	\$ 278,769,274	\$ 265,048,741	\$ 283,125,787
Lexington County School District One's Covered Payroll	\$ 186,925,211	\$ 185,814,280	\$ 176,222,417	\$ 169,649,110	\$ 165,015,965	\$ 156,925,611
Lexington County School District One's Proportionate Share of the Net OPEB Liability as a Percentage of its Covered Payroll	223.29%	195.83%	172.90%	164.32%	160.62%	180.42%
Plan Fiduciary Net Position as a Percentage of the Total OPEB Liability	7.48%	8.39%	8.44%	7.91%	7.60%	7.60%
	2022	2021	2020	Year Ended June 30, 2019	2018	2017
Lexington County School District One's Proportion of the Net OPEB Liability	1.669087%	1.685331%	1.654508%	1.654508%	1.632471%	1.632471%
Lexington County School District One's Proportionate Share of the Net OPEB Liability	\$ 53,038	\$ 5,110	\$ 33,076	\$ 50,648	\$ 29,596	\$ 11,332
Lexington County School District One's Covered Payroll ¹	N/A	N/A	N/A	N/A	N/A	N/A
Lexington County School District One's Proportionate Share of the Net OPEB Liability as a Percentage of its Covered Payroll	N/A	N/A	N/A	N/A	N/A	N/A
Plan Fiduciary Net Position as a Percentage of the Total OPEB Liability	92.840%	99.291%	95.169%	92.203%	95.292%	95.292%

Notes to Schedule:

¹ Because contributions to the plan are not based on a measure of pay, covered payroll for the measurement period is not presented.

The amounts presented for each fiscal year were determined as of June 30th of the preceding year. Only six years of data were available; thus, only six years were presented.

LEXINGTON COUNTY SCHOOL DISTRICT ONE
LEXINGTON, SOUTH CAROLINA

REQUIRED SUPPLEMENTARY INFORMATION

SCHEDULE OF LEXINGTON COUNTY SCHOOL DISTRICT ONE'S CONTRIBUTIONS
SOUTH CAROLINA RETIREE HEALTH INSURANCE TRUST FUND (SCRHITF) AND
SOUTH CAROLINA LONG-TERM DISABILITY INSURANCE TRUST FUND (SCLTDITF)

LAST SIX FISCAL YEARS

	SCRHITF				
	2022	2021	2020	2019	2017
Contractually Required Contribution	\$ 12,752,166	\$ 11,682,826	\$ 11,613,392	\$ 10,661,456	\$ 9,330,701
Contributions in Relation to the Contractually Required Contributions	12,752,166	11,682,826	11,613,392	10,661,456	9,330,701
Contribution Deficiency (Excess)	\$ -	\$ -	\$ -	\$ -	\$ -
Lexington County School District One's Covered Payroll	\$ 204,034,663	\$ 186,925,211	\$ 185,814,280	\$ 176,222,417	\$ 169,649,110
Contributions as a Percentage of Covered Payroll	6.25%	6.25%	6.25%	6.05%	5.50%
					5.33%
	SCLTDITF				
	2022	2021	2020	2019	2017
Contractually Required Contribution	\$ 130,059	\$ 126,446	\$ 127,377	\$ 123,065	\$ 120,476
Contributions in Relation to the Contractually Required Contributions	130,059	126,446	127,377	123,065	120,476
Contribution Deficiency (Excess)	\$ -	\$ -	\$ -	\$ -	\$ -
Lexington County School District One's Covered Payroll ¹	N/A	N/A	N/A	N/A	N/A
Contributions as a Percentage of Covered Payroll ¹	N/A	N/A	N/A	N/A	N/A

Notes to Schedule:

¹ Because contributions to the plan are not based on a measure of pay, covered payroll for the measurement period is not presented.

Only six years of data were available; thus, only six years were presented.

SUPPLEMENTARY INFORMATION



(This page intentionally left blank)

General Fund

The General Fund accounts for all financial resources except those required to be accounted for in another fund. All property tax, intergovernmental revenues, and miscellaneous revenues are recorded in this fund, except amounts which are specifically collected to service debt or for which the School District collects other funds in a fiduciary capacity. Operational expenditures for general education, support services and other departments of the District are paid through the General Fund.

The following Schedule of Revenues, Expenditures, and Changes in Fund Balance - Revised Budget and Actual for the General Fund has been prepared in the format mandated by the South Carolina Department of Education. The account numbers shown on the schedule are also mandated by the South Carolina Department of Education.

LEXINGTON COUNTY SCHOOL DISTRICT ONE
LEXINGTON, SOUTH CAROLINA

GENERAL FUND

SCHEDULE OF REVENUES, EXPENDITURES, AND CHANGES IN FUND BALANCE -
REVISED BUDGET AND ACTUAL

FOR THE YEAR ENDED JUNE 30, 2022

REVENUES	REVISED BUDGET	ACTUAL	VARIANCE
1000 Revenue from Local Sources:			
1100 Taxes Levied/Assessed by the LEA:			
1110 Ad Valorem Taxes - Including Delinquent (Independent)	\$ 93,517,854	97,108,710	\$ 3,590,856
1140 Penalties and Interest on Taxes (Independent)	3,100,000	2,579,072	(520,928)
1190 Other Taxes (Independent)	20,000	21,500	1,500
1200 Revenue from Local Governmental Units Other Than LEAs:			
1280 Revenue in Lieu of Taxes (Independent and Dependent)	6,600,000	5,624,409	(975,591)
1300 Tuition:			
1310 Tuition From Patrons for Regular Day School	55,000	221,269	166,269
1320 Tuition From Other LEAs for Regular Day School	35,000	1,960	(33,040)
1500 Earnings on Investments:			
1510 Interest on Investments	170,000	334,040	164,040
1900 Other Revenue from Local Sources:			
1910 Rentals	175,000	341,275	166,275
1950 Refund of Prior Year's Expenditures	3,500	119,785	116,285
1990 Miscellaneous Local Revenue:			
1992 Canteen Operations	-	21,167	21,167
1993 Receipt of Insurance Proceeds	13,000	233,910	220,910
1999 Revenue from Other Local Sources	350,000	259,702	(90,298)
Total Revenue from Local Sources	<u>104,039,354</u>	<u>106,866,799</u>	<u>2,827,445</u>
3000 Revenue from State Sources:			
3100 Restricted State Funding:			
3130 Special Programs:			
3131 Handicapped Transportation	-	4,743	4,743
3160 School Bus Driver Salary and Fringe	2,166,000	2,824,638	658,638
3161 EAA Bus Driver Salary and Fringe	-	4,980	4,980
3162 Transportation Workers' Compensation	100,000	101,009	1,009
3180 Fringe Benefits Employer Contributions (No Carryover Provision)	36,052,469	37,312,210	1,259,741
3181 Retiree Insurance (No Carryover Provision)	8,285,799	8,330,315	44,516
3186 State Aid to Classrooms - Teacher Salary Increase	8,732,751	9,152,673	419,922
3199 Other Restricted State Grants	-	150	150
3300 State Aid to Classrooms-Education Finance Act (EFA):			
3310 Full-Time Programs:			
3311 Kindergarten	3,285,014	3,709,193	424,179
3312 Primary	10,609,547	10,823,845	214,298
3313 Elementary	19,049,495	19,489,018	439,523
3314 High School	7,932,670	5,042,938	(2,889,732)
3315 Trainable Mentally Handicapped	141,759	172,915	31,156
3316 Speech Handicapped (Part-time)	4,246,987	4,838,942	591,955
3317 Homebound	\$ 29,824	63,056	\$ 33,232

(Continued)

LEXINGTON COUNTY SCHOOL DISTRICT ONE
LEXINGTON, SOUTH CAROLINA

GENERAL FUND

SCHEDULE OF REVENUES, EXPENDITURES, AND CHANGES IN FUND BALANCE -
REVISED BUDGET AND ACTUAL

FOR THE YEAR ENDED JUNE 30, 2022

	<u>REVISED BUDGET</u>	<u>ACTUAL</u>	<u>VARIANCE</u>
REVENUES (continued):			
3000 Revenue from State Sources (continued):			
3320 Part-Time Programs:			
3321 Emotionally Handicapped	\$ 287,103	247,005	\$ (40,098)
3322 Educable Mentally Handicapped	116,420	125,537	9,117
3323 Learning Disabilities	6,544,664	6,344,877	(199,787)
3324 Hearing Handicapped	208,943	206,573	(2,370)
3325 Visually Handicapped	186,531	166,609	(19,922)
3326 Orthopedically Handicapped	47,498	77,180	29,682
3327 Pre-Career and Career Technology	9,563,546	13,882,133	4,318,587
3330 Miscellaneous EFA Programs:			
3331 Autism	2,628,193	2,950,922	322,729
3332 High Achieving Students	1,822,968	1,617,326	(205,642)
3334 Limited English Proficiency	520,313	588,276	67,963
3351 Academic Assistance	2,440,920	2,726,263	285,343
3352 Pupils in Poverty	5,027,364	5,226,716	199,352
3353 Dual Credit Enrollment	160,851	201,034	40,183
3392 NBC Excess EFA Formula	-	219,339	219,339
3800 State Revenue in Lieu of Taxes:			
3810 Reimbursement for Local Residential Property Tax Relief (Tier 1)	8,055,568	8,055,568	-
3820 Homestead Exemption (Tier 2)	2,110,131	2,110,131	-
3825 Reimbursement for Property Tax Relief (Tier 3)	40,225,080	41,212,097	987,017
3830 Merchant's Inventory Tax	243,386	243,386	-
3840 Manufacturer's Depreciation Reimbursement	1,000,000	1,822,394	822,394
3890 Other State Property Tax Revenues (Includes Motor Carrier Vehicle Tax)	275,000	672,199	397,199
3900 Other State Revenue:			
3993 PEBA on-Behalf	1,604,883	1,604,883	-
Total Revenue from State Sources	<u>183,701,677</u>	<u>192,171,073</u>	<u>8,469,396</u>
TOTAL REVENUE ALL SOURCES	<u>287,741,031</u>	<u>299,037,872</u>	<u>11,296,841</u>
EXPENDITURES			
100 Instruction:			
110 General Instruction:			
111 Kindergarten Programs:			
100 Salaries	7,023,116	7,092,639	(69,523)
140 Terminal Leave	119,057	119,057	-
200 Employee Benefits	3,398,980	3,396,752	2,228
300 Purchased Services	5,024	5,023	1
400 Supplies and Materials	\$ 329,196	281,456	\$ 47,740

(Continued)

LEXINGTON COUNTY SCHOOL DISTRICT ONE
 LEXINGTON, SOUTH CAROLINA

GENERAL FUND

SCHEDULE OF REVENUES, EXPENDITURES, AND CHANGES IN FUND BALANCE -
 REVISED BUDGET AND ACTUAL

FOR THE YEAR ENDED JUNE 30, 2022

	<u>REVISED BUDGET</u>	<u>ACTUAL</u>	<u>VARIANCE</u>
EXPENDITURES (continued):			
100 Instruction (continued):			
110 General Instruction (Continued):			
112 Primary Programs:			
100 Salaries	\$ 19,584,276	19,977,072	\$ (392,796)
140 Terminal Leave	239,561	239,561	-
200 Employee Benefits	8,621,863	8,653,255	(31,392)
300 Purchased Services	16,503	19,083	(2,580)
400 Supplies and Materials	148,337	142,437	5,900
113 Elementary Programs:			
100 Salaries	34,809,524	34,513,003	296,521
140 Terminal Leave	406,192	406,192	-
200 Employee Benefits	15,148,034	14,835,006	313,028
300 Purchased Services	1,141,019	1,127,734	13,285
400 Supplies and Materials	1,231,238	1,016,620	214,618
500 Capital Outlay	7,724	-	7,724
600 Other Objects	1,440	1,144	296
114 High School Programs:			
100 Salaries	26,961,624	27,104,464	(142,840)
140 Terminal Leave	318,128	318,128	-
200 Employee Benefits	11,573,734	11,271,395	302,339
300 Purchased Services	726,012	630,507	95,505
400 Supplies and Materials	566,733	487,988	78,745
500 Capital Outlay	8,280	8,392	(112)
600 Other Objects	1,052,713	1,061,604	(8,891)
115 Career and Technology Education Programs:			
100 Salaries	4,706,243	4,793,819	(87,576)
140 Terminal Leave	93,313	93,313	-
200 Employee Benefits	2,082,533	2,090,372	(7,839)
300 Purchased Services - other than tuition	85,187	80,095	5,092
400 Supplies and Materials	149,192	80,714	68,478
116 Career and Tech. Education (Vocational) Programs - Middle School:			
100 Salaries	548,397	490,538	57,859
140 Terminal Leave	747	747	-
200 Employee Benefits	259,387	226,422	32,965
300 Purchased Services	300	300	-
400 Supplies and Materials	6,436	5,343	1,093
120 Exceptional Programs:			
121 Educable Mentally Handicapped:			
100 Salaries	1,007,935	982,976	24,959
140 Terminal Leave	7,740	7,740	-
200 Employee Benefits	476,960	477,635	(675)
122 Trainable Mentally Handicapped:			
100 Salaries	1,373,810	1,389,562	(15,752)
140 Terminal Leave	15,517	15,517	-
200 Employee Benefits	692,541	689,656	2,885
123 Orthopedically Handicapped:			
100 Salaries	19,799	19,104	695
200 Employee Benefits	\$ 11,231	10,704	\$ 527

(Continued)

LEXINGTON COUNTY SCHOOL DISTRICT ONE
 LEXINGTON, SOUTH CAROLINA

GENERAL FUND

SCHEDULE OF REVENUES, EXPENDITURES, AND CHANGES IN FUND BALANCE -
 REVISED BUDGET AND ACTUAL

FOR THE YEAR ENDED JUNE 30, 2022

	<u>REVISED BUDGET</u>	<u>ACTUAL</u>	<u>VARIANCE</u>
EXPENDITURES (continued):			
100 Instruction (continued):			
120 Exceptional Programs (continued):			
124 Visually Handicapped:			
100 Salaries	\$ 149,759	103,413	\$ 46,346
200 Employee Benefits	62,811	40,152	22,659
300 Purchased Services	-	443	(443)
125 Hearing Handicapped:			
100 Salaries	334,860	339,300	(4,440)
200 Employee Benefits	151,050	149,823	1,227
126 Speech Handicapped:			
100 Salaries	2,738,802	2,450,299	288,503
140 Terminal Leave	13,951	13,951	-
200 Employee Benefits	1,280,527	1,030,348	250,179
300 Purchased Services	-	344,147	(344,147)
127 Learning Disabilities:			
100 Salaries	7,264,414	7,049,167	215,247
140 Terminal Leave	61,804	61,804	-
200 Employee Benefits	3,304,454	3,099,740	204,714
300 Purchased Services	-	12,043	(12,043)
400 Supplies and Materials	-	336	(336)
128 Emotionally Handicapped:			
100 Salaries	783,354	746,169	37,185
140 Terminal Leave	13,214	13,214	-
200 Employee Benefits	380,531	311,561	68,970
300 Purchased Services	-	68,834	(68,834)
129 Coordinated Early Intervening Services (CEIS):			
100 Salaries	3,071,389	3,189,439	(118,050)
140 Terminal Leave	34,486	34,486	-
200 Employee Benefits	1,376,693	1,390,812	(14,119)
400 Supplies and Materials	12,560	8,946	3,614
130 Preschool Programs:			
132 Preschool Handicapped Itinerant (5-Yr. Olds):			
100 Salaries	130,010	163,467	(33,457)
140 Terminal Leave	2,114	2,114	-
200 Employee Benefits	62,709	75,961	(13,252)
133 Preschool Handicapped Self-contained (5-Yr. Olds):			
100 Salaries	318,225	373,894	(55,669)
140 Terminal Leave	972	972	-
200 Employee Benefits	178,360	202,602	(24,242)
135 Preschool Handicapped Speech (3 & 4-Yr. Olds):			
100 Salaries	30,679	31,192	(513)
200 Employee Benefits	14,548	14,443	105
136 Preschool Handicapped Itinerant (3 & 4-Yr. Olds):			
100 Salaries	342,166	341,842	324
140 Terminal Leave	1,177	1,177	-
200 Employee Benefits	\$ 157,939	166,754	\$ (8,815)

(Continued)

LEXINGTON COUNTY SCHOOL DISTRICT ONE
 LEXINGTON, SOUTH CAROLINA

GENERAL FUND

SCHEDULE OF REVENUES, EXPENDITURES, AND CHANGES IN FUND BALANCE -
 REVISED BUDGET AND ACTUAL

FOR THE YEAR ENDED JUNE 30, 2022

	<u>REVISED BUDGET</u>	<u>ACTUAL</u>	<u>VARIANCE</u>
EXPENDITURES (continued):			
100 Instruction (continued):			
137 Preschool Handicapped Self-contained (3 & 4-Yr. Olds):			
100 Salaries	\$ 598,483	681,981	\$ (83,498)
140 Terminal Leave	5,515	5,515	-
200 Employee Benefits	296,230	329,632	(33,402)
400 Supplies and Materials	-	11,390	(11,390)
139 Early Childhood Programs:			
100 Salaries	531,847	544,116	(12,269)
140 Terminal Leave	13,265	13,265	-
200 Employee Benefits	271,453	256,541	14,912
140 Special Programs:			
141 Gifted and Talented - Academic:			
100 Salaries	1,287,899	1,280,610	7,289
140 Terminal Leave	93,328	93,328	-
200 Employee Benefits	577,774	578,908	(1,134)
300 Purchased Services	91,363	74,422	16,941
400 Supplies and Materials	160,507	130,377	30,130
600 Other Objects	150,450	525	149,925
143 Advanced Placement:			
400 Supplies and Materials	7,351	7,217	134
144 International Baccalaureate:			
100 Salaries	251,531	257,961	(6,430)
200 Employee Benefits	101,719	103,839	(2,120)
300 Purchased Services	20,237	20,237	-
400 Supplies and Materials	31,043	30,205	838
600 Other Objects	39,512	39,512	-
145 Homebound:			
100 Salaries	455,299	379,316	75,983
200 Employee Benefits	171,402	139,725	31,677
300 Purchased Services	-	39,025	(39,025)
148 Gifted and Talented - Artistic:			
100 Salaries	48,932	38,467	10,465
200 Employee Benefits	15,027	11,661	3,366
300 Purchased Services	10,696	5,913	4,783
400 Supplies and Materials	23,125	4,528	18,597
600 Other Objects	1,425	510	915
149 Other Special Programs:			
100 Salaries	9,630,888	9,428,492	202,396
200 Employee Benefits	3,056,739	1,094,792	1,961,947
300 Purchased Services	-	62,800	(62,800)
400 Supplies and Materials	-	231	(231)
160 Other Exceptional Programs:			
161 Autism:			
100 Salaries	1,653,267	1,430,498	222,769
140 Terminal Leave	17,029	17,029	-
200 Employee Benefits	763,331	636,795	126,536
400 Supplies and Materials	\$ -	2,276	\$ (2,276)

(Continued)

LEXINGTON COUNTY SCHOOL DISTRICT ONE
 LEXINGTON, SOUTH CAROLINA

GENERAL FUND

SCHEDULE OF REVENUES, EXPENDITURES, AND CHANGES IN FUND BALANCE -
 REVISED BUDGET AND ACTUAL

FOR THE YEAR ENDED JUNE 30, 2022

	<u>REVISED BUDGET</u>	<u>ACTUAL</u>	<u>VARIANCE</u>
EXPENDITURES (continued):			
100 Instruction (continued):			
160 Other Exceptional Programs (continued):			
162 Limited English Proficiency:			
100 Salaries	\$ 1,863,726	1,853,043	\$ 10,683
140 Terminal Leave	2,519	2,519	-
200 Employee Benefits	790,985	767,292	23,693
170 Summer School Programs:			
175 Instructional Programs Beyond Regular School Day:			
100 Salaries	153,000	23,173	129,827
200 Employee Benefits	46,987	6,679	40,308
300 Purchased Services	18,100	3,190	14,910
180 Adult/Continuing Educational Programs:			
181 Adult Basic Education Programs:			
100 Salaries	68,046	47,336	20,710
140 Terminal Leave	11,103	11,103	-
200 Employee Benefits	26,047	21,474	4,573
182 Adult Secondary Education Programs:			
100 Salaries	4,348	-	4,348
200 Employee Benefits	1,335	-	1,335
188 Parenting/Family Literacy:			
100 Salaries	39,018	40,387	(1,369)
200 Employee Benefits	17,109	17,217	(108)
300 Purchased Services	766	766	-
400 Supplies and Materials	4,334	4,273	61
Total Instruction	<u>190,673,224</u>	<u>186,546,005</u>	<u>4,127,219</u>
200 Support Services:			
210 Pupil Services:			
211 Attendance and Social Work Services:			
100 Salaries	2,002,572	2,089,734	(87,162)
140 Terminal Leave	32,442	32,442	-
200 Employee Benefits	896,607	917,261	(20,654)
300 Purchased Services	87,452	68,576	18,876
400 Supplies and Materials	4,100	2,030	2,070
600 Other Objects	3,075	1,921	1,154
212 Guidance Services:			
100 Salaries	6,083,488	6,320,635	(237,147)
140 Terminal Leave	98,459	98,459	-
200 Employee Benefits	2,743,417	2,785,906	(42,489)
300 Purchased Services	24,918	16,558	8,360
400 Supplies and Materials	40,969	33,104	7,865
600 Other Objects	\$ 2,450	1,991	\$ 459

(Continued)

LEXINGTON COUNTY SCHOOL DISTRICT ONE
 LEXINGTON, SOUTH CAROLINA

GENERAL FUND

SCHEDULE OF REVENUES, EXPENDITURES, AND CHANGES IN FUND BALANCE -
 REVISED BUDGET AND ACTUAL

FOR THE YEAR ENDED JUNE 30, 2022

	<u>REVISED BUDGET</u>	<u>ACTUAL</u>	<u>VARIANCE</u>
EXPENDITURES (continued):			
200 Support Services (continued):			
210 Pupil Services (continued):			
213 Health Services:			
100 Salaries	\$ 2,027,471	1,780,444	\$ 247,027
140 Terminal Leave	11,807	8,705	3,102
200 Employee Benefits	995,216	864,488	130,728
300 Purchased Services	141,250	247,986	(106,736)
400 Supplies and Materials	106,354	107,581	(1,227)
600 Other Objects	1,080	356	724
214 Psychological Services:			
100 Salaries	1,922,285	1,819,355	102,930
140 Terminal Leave	5,046	5,046	-
200 Employee Benefits	813,437	741,886	71,551
300 Purchased Services	220,000	153,329	66,671
215 Exceptional Program Services:			
100 Salaries	1,191,422	1,202,872	(11,450)
200 Employee Benefits	495,744	492,970	2,774
300 Purchased Services	-	48	(48)
217 Career Specialist Service:			
100 Salaries	131,993	-	131,993
200 Employee Benefits	58,699	-	58,699
220 Instructional Staff Services:			
221 Improvement of Instruction - Curriculum Development:			
100 Salaries	7,068,322	6,686,920	381,402
140 Terminal Leave	94,474	94,474	-
200 Employee Benefits	3,132,534	2,931,185	201,349
600 Other Objects	-	47,688	(47,688)
222 Library and Media Services:			
100 Salaries	2,640,235	2,631,360	8,875
140 Terminal Leave	65,935	65,935	-
200 Employee Benefits	1,276,130	1,255,611	20,519
300 Purchased Services	29,727	27,515	2,212
400 Supplies and Materials	453,370	417,894	35,476
600 Other Objects	50	50	-
223 Supervision of Special Programs:			
100 Salaries	77,640	98,314	(20,674)
140 Terminal Leave	2,027	2,027	-
200 Employee Benefits	35,692	45,179	(9,487)
300 Purchased Services	-	367	(367)
224 Improvement of Instruction - In-service and Staff Training:			
100 Salaries	705,339	643,129	62,210
140 Terminal Leave	4,557	4,557	-
200 Employee Benefits	268,462	235,603	32,859
300 Purchased Services	477,024	301,917	175,107
400 Supplies and Materials	323,608	243,215	80,393
600 Other Objects	\$ 82,693	77,802	\$ 4,891

(Continued)

LEXINGTON COUNTY SCHOOL DISTRICT ONE
 LEXINGTON, SOUTH CAROLINA

GENERAL FUND

SCHEDULE OF REVENUES, EXPENDITURES, AND CHANGES IN FUND BALANCE -
 REVISED BUDGET AND ACTUAL

FOR THE YEAR ENDED JUNE 30, 2022

	<u>REVISED BUDGET</u>	<u>ACTUAL</u>	<u>VARIANCE</u>
EXPENDITURES (continued):			
200 Support Services (continued):			
230 General Administration Services:			
231 Board of Education:			
200 Employee Benefits	\$ 370,000	-	\$ 370,000
300 Purchased Services	223,500	211,480	12,020
318 Audit Services	50,000	32,224	17,776
400 Supplies and Materials	8,690	691	7,999
600 Other Objects	66,000	65,078	922
232 Office of the Superintendent:			
100 Salaries	330,811	339,999	(9,188)
140 Terminal Leave	79,030	79,030	-
200 Employee Benefits	165,264	176,174	(10,910)
300 Purchased Services	12,021	4,558	7,463
400 Supplies and Materials	4,800	3,299	1,501
600 Other Objects	13,325	19,942	(6,617)
233 School Administration:			
100 Salaries	12,311,442	12,209,482	101,960
140 Terminal Leave	339,224	339,224	-
200 Employee Benefits	5,083,479	4,986,365	97,114
300 Purchased Services	78,703	59,689	19,014
400 Supplies and Materials	59,758	53,210	6,548
600 Other Objects	31,265	30,460	805
250 Finance and Operations Services:			
251 Student Transportation (Federal/District Mandated):			
300 Purchased Services	-	514	(514)
252 Fiscal Services:			
100 Salaries	2,595,172	2,492,805	102,367
140 Terminal Leave	98,808	98,808	-
180 Head of Organizational Unit Salaries	-	89,046	(89,046)
200 Employee Benefits	1,108,138	1,064,526	43,612
280 Head of Organizational Unit Employee Benefits	-	29,824	(29,824)
300 Purchased Services	29,000	22,773	6,227
400 Supplies and Materials	27,000	21,217	5,783
600 Other Objects	16,500	14,381	2,119
254 Operation and Maintenance of Plant:			
100 Salaries	10,547,055	9,902,791	644,264
140 Terminal Leave	190,847	190,847	-
200 Employee Benefits	5,225,022	4,755,168	469,854
300 Purchased Services (Excludes Energy Costs)	4,349,171	2,994,796	1,354,375
321 Public Utilities (Excludes gas, oil, elec. & other heating fuels)	1,502,489	750,547	751,942
400 Supplies and Materials (Includes Energy Costs)	1,886,913	1,887,332	(419)
470 Energy (Includes gas, oil, elec. & other heating fuels)	6,214,290	6,269,497	(55,207)
500 Capital Outlay	67,855	85,096	(17,241)
600 Other Objects	\$ 2,875	2,401	\$ 474

(Continued)

LEXINGTON COUNTY SCHOOL DISTRICT ONE
LEXINGTON, SOUTH CAROLINA

GENERAL FUND

SCHEDULE OF REVENUES, EXPENDITURES, AND CHANGES IN FUND BALANCE -
REVISED BUDGET AND ACTUAL

FOR THE YEAR ENDED JUNE 30, 2022

	REVISED BUDGET	ACTUAL	VARIANCE
EXPENDITURES (continued):			
200 Support Services (continued):			
250 Finance and Operations Services (continued)			
255 Student Transportation (State Mandated):			
100 Salaries	\$ 7,013,914	6,099,598	\$ 914,316
140 Terminal Leave	141,827	141,827	-
200 Employee Benefits	3,695,237	2,956,167	739,070
300 Purchased Services	422,040	391,140	30,900
400 Supplies and Materials	269,365	72,413	196,952
600 Other Objects	317,596	264,877	52,719
258 Security:			
100 Salaries	368,180	439,583	(71,403)
140 Terminal Leave	1,547	1,547	-
200 Employee Benefits	161,199	208,020	(46,821)
300 Purchased Services	2,589,109	1,955,812	633,297
400 Supplies and Materials	40,200	13,642	26,558
600 Other Objects	1,875	5,707	(3,832)
260 Central Support Services:			
262 Planning:			
100 Salaries	315,250	326,301	(11,051)
200 Employee Benefits	112,581	113,796	(1,215)
263 Information Services:			
100 Salaries	541,445	391,942	149,503
140 Terminal Leave	359	359	-
180 Head of Organizational Unit Salaries	-	125,262	(125,262)
200 Employee Benefits	207,564	158,820	48,744
280 Head of Organizational Unit Employee Benefits	-	43,098	(43,098)
300 Purchased Services	254,320	142,327	111,993
380 Head of Organizational Unit Travel	-	1,354	(1,354)
400 Supplies and Materials	36,650	16,961	19,689
600 Other Objects	50,010	29,937	20,073
264 Staff Services:			
100 Salaries	1,745,062	1,562,933	182,129
140 Terminal Leave	111,429	111,429	-
180 Head of Organizational Unit Salaries	-	135,395	(135,395)
200 Employee Benefits	1,315,944	603,698	712,246
280 Head of Organizational Unit Employee Benefits	-	53,058	(53,058)
300 Purchased Services	413,250	478,346	(65,096)
380 Head of Organizational Unit Travel	-	631	(631)
400 Supplies and Materials	28,667	13,786	14,881
600 Other Objects	\$ 1,059,446	1,045,589	\$ 13,857

(Continued)

LEXINGTON COUNTY SCHOOL DISTRICT ONE
LEXINGTON, SOUTH CAROLINA

GENERAL FUND

SCHEDULE OF REVENUES, EXPENDITURES, AND CHANGES IN FUND BALANCE -
REVISED BUDGET AND ACTUAL

FOR THE YEAR ENDED JUNE 30, 2022

	<u>REVISED BUDGET</u>	<u>ACTUAL</u>	<u>VARIANCE</u>
EXPENDITURES (continued):			
200 Support Services (continued):			
260 Central Support Services (continued):			
266 Technology and Data Processing Services:			
100 Salaries	\$ 3,712,049	3,725,274	\$ (13,225)
140 Terminal Leave	91,369	91,369	-
200 Employee Benefits	1,540,731	1,528,149	12,582
300 Purchased Services	4,543,897	4,276,061	267,836
400 Supplies and Materials	1,297,437	1,195,758	101,679
500 Capital Outlay	75,000	21,208	53,792
600 Other Objects	12,824	11,772	1,052
TOTAL SUPPORT SERVICES	<u>122,455,392</u>	<u>113,642,645</u>	<u>8,812,747</u>
TOTAL EXPENDITURES	<u>313,128,616</u>	<u>300,188,650</u>	<u>12,939,966</u>
EXCESS (DEFICIENCY) OF REVENUES OVER EXPENDITURES	\$ (25,387,585)	(1,150,778)	\$ 24,236,807
OTHER FINANCING SOURCES (USES)			
Interfund Transfers, From (To) Other Funds:			
5220 Transfer from Special Revenue (Excludes Indirect Cost)	\$ 10,000	-	\$ (10,000)
5230 Transfer from Special Revenue EIA Fund	8,499,807	8,893,637	393,830
5280 Transfer from Other Funds Indirect Costs	325,000	2,081,889	1,756,889
Interfund Transfers, From (To) Other Funds (Continued):			
423-710 Transfer to Debt Service Fund	(7,000)	(4,200)	2,800
425-710 Transfer to Food Service Fund	(1,500,000)	(1,571,341)	(71,341)
TOTAL OTHER FINANCING SOURCES (USES)	<u>7,327,807</u>	<u>9,399,985</u>	<u>2,072,178</u>
Excess/(Deficiency) of Revenues and Other Financing			
NET CHANGE IN FUND BALANCE	(18,059,778)	8,249,207	26,308,985
FUND BALANCE, Beginning of Year	<u>78,511,791</u>	<u>78,511,791</u>	<u>-</u>
FUND BALANCE, End of Year	\$ 60,452,013	\$ 86,760,998	\$ 26,308,985



(This page intentionally left blank)

Special Revenue Funds

To account for the operations of federal and state projects that are required to be accounted for in separate funds by the South Carolina State Department of Education.

Special Revenue – used to account for legally restricted federal, state, and local revenues with specific educational mandates.

Education Improvement Act – used to account for legally restricted state revenues appropriated by the State of South Carolina under the SC Education Improvement Act of 1984.

Food Service – used to account for all activities necessary to provide food services to the students of the district.

**LEXINGTON COUNTY SCHOOL DISTRICT ONE
LEXINGTON, SOUTH CAROLINA**

SPECIAL REVENUE FUNDS

SCHEDULE OF REVENUES, EXPENDITURES AND CHANGES IN FUND BALANCE

FOR THE YEAR ENDED JUNE 30, 2022

	Title I (BA Projects) (201/202)	IDEA (CA Projects) (203/204)
REVENUES		
1000 Revenue from Local Sources:		
1700 Pupil Activities:		
1710 Admissions	\$ -	-
1730 Pupil Organization Membership Dues and Fees	-	-
1740 Student Fees	-	-
1790 Other Pupil Activity Income	-	-
1900 Other Revenue from Local Sources:		
1930 Special Needs Transportation-Medicaid	-	-
1990 Miscellaneous Local Revenue:		
1999 Revenue from Other Local Sources	-	-
Total Revenue from Local Sources	<u>-</u>	<u>-</u>
2000 Intergovernmental Revenue:		
2300 Payments from Nonprofit Entities (for First Steps)	-	-
Total Intergovernmental Revenue	<u>-</u>	<u>-</u>
3000 Revenue from State Sources:		
3110 Occupational Education:		
3118 EEDA Career Specialists	-	-
3120 General Education:		
3127 Student Health and Fitness-PE Teachers	-	-
3130 Special Programs:		
3134 Child Early Reading Development and Education Program (CERDEP - Full Day 4K)	-	-
3135 Reading Coaches	-	-
3136 Student Health and Fitness-Nurses	-	-
3190 Miscellaneous Restricted State Grants:		
3193 Education License Plates	-	-
3199 Other Restricted State Grants	-	-
3900 Other State Revenue:		
3994 PEBA Nonemployer Contribution	-	-
3995 CRF Per Pupil Funding	-	-
3999 Revenue from Other State Sources	-	-
Total Revenue from State Sources	<u>\$ -</u>	<u>-</u>

SCHEDULE B-1

Preschool Handicapped (CG Projects) (205/206)	CATE (VA Projects) (207/208)	Adult Education* (EA/ED Projects) (243)	Other Designated Restricted State Grants* (900s)	Other Special Revenue Programs* (200s/800s)	Student Activity Funds (700s)	Totals
-	-	-	-	-	2,277,667	\$ 2,277,667
-	-	-	-	-	4,209,026	4,209,026
-	-	-	-	-	704,403	704,403
-	-	-	-	-	23,195	23,195
-	-	-	-	897,029	-	897,029
-	-	-	-	135,207	-	135,207
-	-	-	-	1,032,236	7,214,291	8,246,527
-	-	-	97,555	-	-	97,555
-	-	-	97,555	-	-	97,555
-	-	-	1,133,274	-	-	1,133,274
-	-	-	190,592	-	-	190,592
-	-	-	66,972	-	-	66,972
-	-	-	1,004,874	-	-	1,004,874
-	-	-	573,905	-	-	573,905
-	-	-	3,290	-	-	3,290
-	-	-	-	2,176	-	2,176
-	-	-	47,610	-	-	47,610
-	-	-	-	534,804	-	534,804
-	-	-	-	116,088	-	116,088
-	-	-	3,020,517	653,068	-	\$ 3,673,585

(Continued)

**LEXINGTON COUNTY SCHOOL DISTRICT ONE
LEXINGTON, SOUTH CAROLINA**

SPECIAL REVENUE FUNDS

SCHEDULE OF REVENUES, EXPENDITURES AND CHANGES IN FUND BALANCE

FOR THE YEAR ENDED JUNE 30, 2022

	Title I (BA Projects) (201/202)	IDEA (CA Projects) (203/204)
REVENUES (continued)		
4000 Revenue from Federal Sources:		
4200 Occupational Education:		
4210 Perkins Aid, Title I- Career and Technical Education- Basic Grants to States	\$ -	-
4300 Elementary and Secondary Education Act of 1965 (ESEA):		
4310 Title I, Basic State Grant Programs (Carryover Provision)	3,373,148	-
4341 Language Instruction for Limited English Proficient and Immigrant Students, Title III	-	-
4343 McKinney-Vento Education for Homeless Children and Youth Program	-	-
4351 Supporting Effective Instruction	-	-
4400 Adult Education:		
4410 Basic Adult Education	-	-
4500 Programs for Children with Disabilities:		
4510 Individuals with Disabilities Education Act (IDEA)	-	5,245,479
4520 Preschool Grants for Children with Disabilities (IDEA)	-	-
4900 Other Federal Sources:		
4924 Nita M. Lowey 21st Century Community Learning Centers, Program (Title IV, 21st Century	-	-
4931 ARP IDEA	-	-
4933 ARP IDEA Preschool	-	-
4937 ARP Homeless Children & Youth	-	-
4975 Coronavirus Aid, Relief, and Economic Security Act (CARES Act)	-	-
4990 Other Federal Revenue:		
4997 Title IV - SSAE	-	-
4999 Revenue from Other Federal Sources	-	-
 Total Revenue from Federal Sources	 <u>3,373,148</u>	 <u>5,245,479</u>
 TOTAL REVENUE ALL SOURCES	 <u>3,373,148</u>	 <u>5,245,479</u>

EXPENDITURES

100 Instruction:

110 General Instruction:

111 Kindergarten Programs:

100 Salaries

- -

200 Employee Benefits

- -

300 Purchased Services

- -

400 Supplies and Materials

- -

112 Primary Programs:

100 Salaries

53,896 -

200 Employee Benefits

21,245 -

300 Purchased Services

20,423 -

400 Supplies and Materials

395,823 -

600 Other Objects

\$ - -

SCHEDULE B-1

Preschool Handicapped (CG Projects) (205/206)	CATE (VA Projects) (207/208)	Adult Education* (EA/ED Projects) (243)	Other Designated Restricted State Grants* (900s)	Other Special Revenue Programs* (200s/800s)	Student Activity Funds (700s)	Totals
-	412,662	-	-	-	-	\$ 412,662
-	-	-	-	323,562	-	3,696,710
-	-	-	-	132,220	-	132,220
-	-	-	-	28,060	-	28,060
-	-	-	-	608,236	-	608,236
-	-	98,825	-	-	-	98,825
-	-	-	-	-	-	5,245,479
198,768	-	-	-	-	-	198,768
-	-	-	-	188,799	-	188,799
-	-	-	-	514,216	-	514,216
-	-	-	-	1,970	-	1,970
-	-	-	-	15,599	-	15,599
-	-	-	-	8,250,310	-	8,250,310
-	-	-	-	229,697	-	229,697
-	-	-	-	195,361	-	195,361
198,768	412,662	98,825	-	10,488,030	-	19,816,912
198,768	412,662	98,825	3,118,072	12,173,334	7,214,291	31,834,579

-	-	-	-	68,745	-	68,745
-	-	-	-	20,684	-	20,684
-	-	-	256	-	-	256
-	-	-	1,386	-	-	1,386
-	-	-	70,000	559,322	-	683,218
-	-	-	25,296	226,547	-	273,088
-	-	-	-	103,184	-	123,607
-	-	-	-	125,893	-	521,716
-	-	-	-	3,344	-	\$ 3,344

(Continued)

**LEXINGTON COUNTY SCHOOL DISTRICT ONE
LEXINGTON, SOUTH CAROLINA**

SPECIAL REVENUE FUNDS

SCHEDULE OF REVENUES, EXPENDITURES AND CHANGES IN FUND BALANCE

FOR THE YEAR ENDED JUNE 30, 2022

	Title I (BA Projects) (201/202)	IDEA (CA Projects) (203/204)
EXPENDITURES (continued)		
100 Instruction (continued)		
110 General Instruction (continued):		
113 Elementary Programs:		
100 Salaries	\$ 73,740	-
200 Employee Benefits	33,357	-
300 Purchased Services	6,454	-
400 Supplies and Materials	31,212	-
600 Other Objects	-	-
114 High School Programs:		
100 Salaries	-	-
200 Employee Benefits	-	-
300 Purchased Services	-	-
400 Supplies and Materials	-	-
600 Other Objects	-	-
115 Career and Technology Education Program:		
100 Salaries	-	-
200 Employee Benefits	-	-
300 Purchased Services - Other than Tuition	-	-
400 Supplies and Materials	-	-
116 CATE (Vocational) Programs - Middle Schools:		
100 Salaries	-	-
200 Employee Benefits	-	-
300 Purchased Services	-	-
400 Supplies and Materials	-	-
120 Exceptional Programs:		
121 Educable Mentally Handicapped:		
100 Salaries	-	200,655
200 Employee Benefits	-	101,088
122 Trainable Mentally Handicapped:		
100 Salaries	-	379,099
200 Employee Benefits	-	193,702
123 Orthopedically Handicapped		
100 Salaries	-	20,278
200 Employee Benefits	-	11,870
124 Visually Handicapped:		
100 Salaries	-	406
200 Employee Benefits	-	122
300 Purchased Services	-	4,622
400 Supplies and Materials	-	13,428
125 Hearing Handicapped:		
100 Salaries	-	580
200 Employee Benefits	-	175
300 Purchased Services	-	21,802
400 Supplies and Materials	\$ -	27,356

SCHEDULE B-1

Preschool Handicapped (CG Projects) (205/206)	CATE (VA Projects) (207/208)	Adult Education* (EA/ED Projects) (243)	Other Designated Restricted State Grants* (900s)	Other Special Revenue Programs* (200s/800s)	Student Activity Funds (700s)	Totals
-	-	-	70,000	405,319	-	\$ 549,059
-	-	-	25,296	131,288	-	189,941
-	-	-	-	451,567	-	458,021
-	-	-	-	78,061	-	109,273
-	-	-	-	8,814	-	8,814
-	-	-	-	267,908	-	267,908
-	-	-	-	79,585	-	79,585
-	-	-	-	35,295	-	35,295
-	-	-	3,290	33,277	-	36,567
-	-	-	-	17,627	-	17,627
-	93,127	-	-	94,904	-	188,031
-	39,867	-	-	11,480	-	51,347
-	157,751	-	-	-	-	157,751
-	14,594	-	-	15,000	-	29,594
-	-	-	-	22,475	-	22,475
-	115	-	-	6,020	-	6,135
-	13,367	-	-	-	-	13,367
-	22,835	-	-	-	-	22,835
-	-	-	-	64,466	-	265,121
-	-	-	-	24,750	-	125,838
-	-	-	-	95,918	-	475,017
-	-	-	-	44,457	-	238,159
-	-	-	-	7,365	-	27,643
-	-	-	-	2,242	-	14,112
-	-	-	-	39,530	-	39,936
-	-	-	-	15,924	-	16,046
-	-	-	-	-	-	4,622
-	-	-	-	36,369	-	49,797
-	-	-	-	30,597	-	31,177
-	-	-	-	18,379	-	18,554
-	-	-	-	85,187	-	106,989
-	-	-	-	-	-	\$ 27,356

(Continued)

**LEXINGTON COUNTY SCHOOL DISTRICT ONE
LEXINGTON, SOUTH CAROLINA**

SPECIAL REVENUE FUNDS

SCHEDULE OF REVENUES, EXPENDITURES AND CHANGES IN FUND BALANCE

FOR THE YEAR ENDED JUNE 30, 2022

	Title I (BA Projects) (201/202)	IDEA (CA Projects) (203/204)
EXPENDITURES (continued)		
100 Instruction (continued)		
120 Exceptional Programs (continued):		
126 Speech Handicapped:		
100 Salaries	\$ -	28,312
200 Employee Benefits	-	8,519
300 Purchased Services	-	6,439
400 Supplies and Materials	-	37,049
600 Other Objects	-	160
127 Learning Disabilities:		
100 Salaries	-	901,887
200 Employee Benefits	-	500,040
300 Purchased Services	-	146,318
400 Supplies and Materials	-	311,667
600 Other Objects	-	310
128 Emotionally Handicapped:		
100 Salaries	-	92,824
200 Employee Benefits	-	39,574
300 Purchased Services	-	19,435
400 Supplies and Materials	-	-
129 Coordinated Early Intervening Services (CEIS):		
100 Salaries	749,859	-
200 Employee Benefits	333,429	-
300 Purchased Services	-	-
400 Supplies and Materials	-	-
130 Preschool Programs:		
132 Preschool Handicapped Itinerant(5 Yr. olds):		
100 Salaries	-	37,844
200 Employee Benefits	-	15,651
133 Preschool Handicapped Self/Contained (5-Yr. Olds):		
100 Salaries	-	109,247
200 Employee Benefits	-	48,254
136 Preschool Handicapped Itinerant (3 & 4-Yr. Olds):		
100 Salaries	-	-
200 Employee Benefits	-	-
137 Preschool Handicapped Self-Contained (3 & 4-Yr. Olds):		
100 Salaries	-	115,426
200 Employee Benefits	-	60,312
300 Purchased Services	-	-
400 Supplies and Materials	-	-
139 Early Childhood Programs:		
100 Salaries	-	-
200 Employee Benefits	-	-
300 Purchased Services	-	-
400 Supplies and Materials	\$ -	-

SCHEDULE B-1

Preschool Handicapped (CG Projects) (205/206)	CATE (VA Projects) (207/208)	Adult Education* (EA/ED Projects) (243)	Other Designated Restricted State Grants* (900s)	Other Special Revenue Programs* (200s/800s)	Student Activity Funds (700s)	Totals
-	-	-	-	114,177	-	\$ 142,489
-	-	-	-	39,332	-	47,851
-	-	-	-	364,167	-	370,606
-	-	-	-	-	-	37,049
-	-	-	-	-	-	160
-	-	-	-	302,912	-	1,204,799
-	-	-	-	108,300	-	608,340
-	-	-	-	292,998	-	439,316
-	-	-	-	52,310	-	363,977
-	-	-	-	-	-	310
-	-	-	-	160,995	-	253,819
-	-	-	-	85,406	-	124,980
-	-	-	-	-	-	19,435
-	-	-	-	13,272	-	13,272
-	-	-	-	150,180	-	900,039
-	-	-	-	53,101	-	386,530
-	-	-	-	176,854	-	176,854
-	-	-	-	124,282	-	124,282
-	-	-	-	27,941	-	65,785
-	-	-	-	10,884	-	26,535
-	-	-	-	7,498	-	116,745
-	-	-	-	2,239	-	50,493
11,592	-	-	-	4,828	-	16,420
6,414	-	-	-	1,441	-	7,855
12,631	-	-	-	6,717	-	134,774
3,842	-	-	-	2,008	-	66,162
416	-	-	-	1,868	-	2,284
27,234	-	-	-	-	-	27,234
-	-	-	-	47,705	-	47,705
-	-	-	-	14,056	-	14,056
-	-	-	-	2,552	-	2,552
-	-	-	66,972	-	-	\$ 66,972

(Continued)

**LEXINGTON COUNTY SCHOOL DISTRICT ONE
LEXINGTON, SOUTH CAROLINA**

SPECIAL REVENUE FUNDS

SCHEDULE OF REVENUES, EXPENDITURES AND CHANGES IN FUND BALANCE

FOR THE YEAR ENDED JUNE 30, 2022

	Title I (BA Projects) (201/202)	IDEA (CA Projects) (203/204)
EXPENDITURES (continued)		
100 Instruction (continued)		
140 Special Programs:		
141 Gifted and Talented Academic:		
100 Salaries	\$ -	-
200 Employee Benefits	-	-
144 International Baccalaureate:		
100 Salaries	-	-
200 Employee Benefits	-	-
149 Other Special Programs:		
100 Salaries	-	8,291
200 Employee Benefits	-	3,463
160 Other Exceptional Programs:		
161 Autism:		
100 Salaries	-	128,758
200 Employee Benefits	-	64,758
300 Purchased Services	-	34,825
400 Supplies and Materials	-	4,844
600 Other Objects	-	207
162 Limited English Proficiency:		
100 Salaries	-	-
200 Employee Benefits	-	-
300 Purchased Services	-	-
400 Supplies and Materials	-	-
170 Summer School Programs:		
171 Primary Summer School:		
100 Salaries	3,955	-
200 Employee Benefits	1,205	-
400 Supplies and Materials	-	-
172 Elementary Summer School		
100 Salaries	1,600	-
200 Employee Benefits	483	-
300 Purchased Services	-	-
400 Supplies and Materials	-	-
175 Instructional Programs Beyond Regular School Day:		
100 Salaries	43,045	-
200 Employee Benefits	12,308	-
300 Purchased Services	2,926	-
400 Supplies and Materials	\$ 16,201	-

SCHEDULE B-1

Preschool Handicapped (CG Projects) (205/206)	CATE (VA Projects) (207/208)	Adult Education* (EA/ED Projects) (243)	Other Designated Restricted State Grants* (900s)	Other Special Revenue Programs* (200s/800s)	Student Activity Funds (700s)	Totals
-	-	-	-	10,012	-	\$ 10,012
-	-	-	-	2,973	-	2,973
-	-	-	-	646	-	646
-	-	-	-	197	-	197
-	-	-	-	1,793	-	10,084
-	-	-	-	546	-	4,009
-	-	-	-	145,574	-	274,332
-	-	-	-	61,772	-	126,530
-	-	-	-	87,860	-	122,685
-	-	-	-	-	-	4,844
-	-	-	-	-	-	207
-	-	-	-	126,843	-	126,843
-	-	-	-	53,537	-	53,537
-	-	-	-	15,935	-	15,935
-	-	-	-	20,695	-	20,695
-	-	-	-	4,050	-	8,005
-	-	-	-	1,221	-	2,426
-	-	-	-	146,191	-	146,191
-	-	-	-	455,697	-	457,297
-	-	-	-	137,239	-	137,722
-	-	-	-	83,538	-	83,538
-	-	-	-	19,355	-	19,355
-	-	-	-	159,198	-	202,243
-	-	-	-	47,921	-	60,229
-	-	-	-	5,970	-	8,896
-	-	-	-	43,088	-	\$ 59,289

(Continued)

**LEXINGTON COUNTY SCHOOL DISTRICT ONE
LEXINGTON, SOUTH CAROLINA**

SPECIAL REVENUE FUNDS

SCHEDULE OF REVENUES, EXPENDITURES AND CHANGES IN FUND BALANCE

FOR THE YEAR ENDED JUNE 30, 2022

	Title I (BA Projects) (201/202)	IDEA (CA Projects) (203/204)
EXPENDITURES (continued)		
100 Instruction (continued)		
180 Adult/Continuing Educational Programs:		
181 Adult Education Basic Program:		
100 Salaries	\$ -	-
200 Employee Benefits	-	-
182 Adult Secondary Education Programs:		
100 Salaries	-	-
200 Employee Benefits	-	-
183 Adult English Literacy (ESL):		
100 Salaries	-	-
200 Employee Benefits	-	-
188 Parenting/Family Literacy:		
100 Salaries	354,990	-
200 Employee Benefits	158,795	-
300 Purchased Services	63,272	-
400 Supplies and Materials	137,371	-
600 Other Objects	500	-
190 Instruction Pupil Activity:		
300 Purchased Services	-	-
400 Supplies and Materials	-	-
600 Other Objects	-	-
660 Pupil Activity	-	-
	<hr/>	<hr/>
Total Instruction	2,516,089	3,699,597
	<hr/>	<hr/>
200 Support Services:		
210 Pupil Services:		
211 Attendance and Social Work Services:		
100 Salaries	-	-
200 Employee Benefits	-	-
212 Guidance Services:		
100 Salaries	92,378	-
200 Employee Benefits	37,251	-
300 Purchased Services	-	-
213 Health Services:		
100 Salaries	-	-
200 Employee Benefits	-	-
300 Purchased Services	-	-
400 Supplies and Materials	\$ -	19,781

SCHEDULE B-1

Preschool Handicapped (CG Projects) (205/206)	CATE (VA Projects) (207/208)	Adult Education* (EA/ED Projects) (243)	Other Designated Restricted State Grants* (900s)	Other Special Revenue Programs* (200s/800s)	Student Activity Funds (700s)	Totals
-	-	-	-	632	-	\$ 632
-	-	-	-	192	-	192
-	-	30,694	-	-	-	30,694
-	-	10,231	-	-	-	10,231
-	-	42,576	-	475	-	43,051
-	-	15,324	-	144	-	15,468
-	-	-	61,839	1,746	-	418,575
-	-	-	31,352	532	-	190,679
-	-	-	1,125	27,903	-	92,300
-	-	-	1,597	37,726	-	176,694
-	-	-	-	-	-	500
-	-	-	-	-	166,405	166,405
-	-	-	-	-	478,733	478,733
-	-	-	-	-	16,423	16,423
-	-	-	-	-	28,285	28,285
62,129	341,656	98,825	358,409	7,100,747	689,846	14,867,298
-	-	-	-	17,129	-	17,129
-	-	-	-	5,174	-	5,174
-	-	-	151,463	113,014	-	356,855
-	-	-	60,805	41,214	-	139,270
-	-	-	-	107,727	-	107,727
-	-	-	400,853	595,700	-	996,553
-	-	-	173,052	255,831	-	428,883
-	-	-	-	57,588	-	57,588
-	-	-	-	7,075	-	\$ 26,856

(Continued)

**LEXINGTON COUNTY SCHOOL DISTRICT ONE
LEXINGTON, SOUTH CAROLINA**

SPECIAL REVENUE FUNDS

SCHEDULE OF REVENUES, EXPENDITURES AND CHANGES IN FUND BALANCE

FOR THE YEAR ENDED JUNE 30, 2022

	Title I (BA Projects) (201/202)	IDEA (CA Projects) (203/204)
EXPENDITURES (continued)		
200 Support Services (continued):		
210 Pupil Services (continued):		
214 Psychological Services:		
100 Salaries	\$ -	14,189
200 Employee Benefits	-	4,283
300 Purchased Services	-	196,163
400 Supplies and Materials	-	16,323
600 Other Objects	-	544
215 Exceptional Program Services:		
100 Salaries	-	155,865
200 Employee Benefits	-	62,061
300 Purchased Services	-	3,245
400 Supplies and Materials	-	21,066
600 Other Objects	-	1,810
217 Career Specialist Service:		
100 Salaries	-	-
200 Employee Benefits	-	-
220 Instructional Staff Services:		
221 Improvement of Instruction Curriculum Development:		
100 Salaries	99,544	-
200 Employee Benefits	37,848	-
222 Library & Media Services:		
100 Salaries	-	-
200 Employee Benefits	-	-
400 Supplies and Materials	-	-
223 Supervision of Special Programs:		
100 Salaries	116,601	485,374
200 Employee Benefits	51,974	199,267
300 Purchased Services	2,187	32,856
400 Supplies and Materials	7,253	10,824
600 Other Objects	100	4,800
224 Improvement of Instruction Inservice and Staff Training:		
100 Salaries	575	-
200 Employee Benefits	173	-
300 Purchased Services	179,209	12,760
400 Supplies and Materials	23,175	-
230 General Administrative Services		
233 School Administration:		
100 Salaries	-	-
200 Employee Benefits	-	-
400 Supplies and Materials	\$ -	-

SCHEDULE B-1

Preschool Handicapped (CG Projects) (205/206)	CATE (VA Projects) (207/208)	Adult Education* (EA/ED Projects) (243)	Other Designated Restricted State Grants* (900s)	Other Special Revenue Programs* (200s/800s)	Student Activity Funds (700s)	Totals
-	-	-	-	100,170	-	\$ 114,359
-	-	-	-	39,835	-	44,118
-	-	-	-	268,237	-	464,400
-	-	-	-	-	-	16,323
-	-	-	-	-	-	544
-	-	-	-	85,974	-	241,839
-	-	-	-	33,170	-	95,231
-	-	-	-	-	-	3,245
-	-	-	-	-	-	21,066
-	-	-	-	-	-	1,810
-	-	-	633,432	49,071	-	682,503
-	-	-	287,574	14,932	-	302,506
-	-	-	763,875	74,432	-	937,851
-	-	-	240,999	22,310	-	301,157
-	-	-	-	28,855	-	28,855
-	-	-	-	8,152	-	8,152
-	-	-	-	645	-	645
92,865	-	-	-	20,532	-	715,372
33,311	-	-	-	9,065	-	293,617
-	-	-	-	306	-	35,349
-	-	-	-	-	-	18,077
-	-	-	-	8,519	-	13,419
-	-	-	-	196,597	-	197,172
-	-	-	-	82,641	-	82,814
-	51,412	-	-	418,092	-	661,473
-	-	-	-	37,284	-	60,459
-	-	-	-	104,604	-	104,604
-	-	-	-	31,176	-	31,176
-	-	-	-	253	-	\$ 253

(Continued)

**LEXINGTON COUNTY SCHOOL DISTRICT ONE
LEXINGTON, SOUTH CAROLINA**

SPECIAL REVENUE FUNDS

SCHEDULE OF REVENUES, EXPENDITURES AND CHANGES IN FUND BALANCE

FOR THE YEAR ENDED JUNE 30, 2022

	Title I (BA Projects) (201/202)	IDEA (CA Projects) (203/204)
EXPENDITURES (continued)		
200 Support Services (continued):		
250 Finance and Operations Services:		
251 Student Transportation (Federal/District Mandated):		
100 Salaries	\$ 17,175	7,862
200 Employee Benefits	5,129	3,177
300 Purchased Services	9,148	2,861
252 Fiscal Services:		
100 Salaries	-	-
200 Employee Benefits	-	-
300 Purchased Services	-	-
254 Operations and Maintenance of Plant:		
100 Salaries	-	-
200 Employee Benefits	-	-
300 Purchased Services	-	-
400 Supplies and Materials	-	-
255 Student Transportation (State Mandated):		
100 Salaries	-	-
200 Employee Benefits	-	-
256 Food Services:		
100 Salaries	-	-
200 Employee Benefits	-	-
400 Supplies and Materials	-	-
258 Security:		
100 Salaries	-	-
200 Employee Benefits	-	-
400 Supplies and Materials	-	-
260 Central Support Services:		
263 Information Services:		
100 Salaries	-	-
200 Employee Benefits	-	-
264 Staff Services:		
100 Salaries	-	-
200 Employee Benefits	-	-
300 Purchased Services	-	-
400 Supplies and Materials	-	-
266 Technology and Data Processing Services:		
100 Salaries	-	-
200 Employee Benefits	-	-
300 Purchased Services	\$ -	-

SCHEDULE B-1

Preschool Handicapped (CG Projects) (205/206)	CATE (VA Projects) (207/208)	Adult Education* (EA/ED Projects) (243)	Other Designated Restricted State Grants* (900s)	Other Special Revenue Programs* (200s/800s)	Student Activity Funds (700s)	Totals
-	-	-	-	65,808	-	\$ 90,845
-	-	-	-	19,571	-	27,877
-	-	-	-	14,488	-	26,497
-	-	-	-	22,538	-	22,538
-	-	-	-	6,589	-	6,589
-	-	-	-	2,187	-	2,187
-	-	-	-	598,050	-	598,050
-	-	-	-	293,037	-	293,037
-	-	-	-	41,596	-	41,596
-	-	-	-	77,346	-	77,346
-	-	-	-	37,019	-	37,019
-	-	-	-	10,959	-	10,959
-	-	-	-	72,016	-	72,016
-	-	-	-	21,484	-	21,484
-	-	-	-	8,827	-	8,827
-	-	-	-	6,480	-	6,480
-	-	-	-	1,973	-	1,973
-	-	-	-	1,109	-	1,109
-	-	-	-	4,551	-	4,551
-	-	-	-	1,345	-	1,345
-	-	-	-	44,184	-	44,184
-	-	-	-	24,009	-	24,009
-	-	-	-	39,105	-	39,105
-	-	-	-	37,931	-	37,931
-	-	-	-	476,002	-	476,002
-	-	-	-	174,365	-	174,365
-	-	-	-	60,751	-	\$ 60,751

(Continued)

LEXINGTON COUNTY SCHOOL DISTRICT ONE
 LEXINGTON, SOUTH CAROLINA

SPECIAL REVENUE FUNDS

SCHEDULE OF REVENUES, EXPENDITURES AND CHANGES IN FUND BALANCE

FOR THE YEAR ENDED JUNE 30, 2022

	Title I (BA Projects) (201/202)	IDEA (CA Projects) (203/204)
EXPENDITURES (continued)		
200 Support Services (continued):		
270 Support Services - Pupil Activity:		
271 Pupil Services Activities:		
100 Salaries	\$ 1,433	-
200 Employee Benefits	538	-
300 Purchased Services	437	-
400 Supplies and Materials	-	-
500 Capital Outlay	-	-
600 Other Objects	-	-
660 Pupil Activity	-	-
Total Support Services	682,128	1,255,111
300 Community Services:		
370 Non Public School Services:		
300 Purchased Services	-	-
400 Supplies and Materials	-	-
390 Other Community Services:		
100 Salaries	-	-
200 Employee Benefits	-	-
400 Supplies and Materials	-	-
600 Other Objects	-	-
Total Community Services	-	-
410 Intergovernmental Expenditures:		
411 Payments to State Department of Education:		
720 Transits	-	-
419 Payments to PEBA Nonemployer Contributions:		
720 Transits	-	-
Total Intergovernmental Expenditures	-	-
TOTAL EXPENDITURES	3,198,217	4,954,708
EXCESS (DEFICIENCY) OF REVENUES OVER EXPENDITURES	174,931	290,771
OTHER FINANCING SOURCES (USES)		
Interfund Transfers, From (To) Other Funds:		
431-791 Special Revenue Fund Indirect Costs (Use only for transfer of indirect costs to General Fund)	(174,931)	(290,771)
TOTAL OTHER FINANCING SOURCES (USES)	\$ (174,931)	(290,771)

SCHEDULE B-1

Preschool Handicapped (CG Projects) (205/206)	CATE (VA Projects) (207/208)	Adult Education* (EA/ED Projects) (243)	Other Designated Restricted State Grants* (900s)	Other Special Revenue Programs* (200s/800s)	Student Activity Funds (700s)	Totals
-	-	-	-	-	534,045	\$ 535,478
-	-	-	-	-	237,296	237,834
-	-	-	-	-	1,137,417	1,137,854
-	-	-	-	-	2,879,647	2,879,647
-	-	-	-	-	23,144	23,144
-	-	-	-	-	837,128	837,128
-	-	-	-	-	690,088	690,088
126,176	51,412	-	2,712,053	4,998,624	6,338,765	16,164,269
-	-	-	-	5,647	-	5,647
-	-	-	-	530	-	530
-	-	-	-	23,059	-	23,059
-	-	-	-	5,941	-	5,941
-	-	-	-	9,105	-	9,105
-	-	-	-	5,050	-	5,050
-	-	-	-	49,332	-	49,332
-	-	-	-	28,600	-	28,600
-	-	-	47,610	-	-	47,610
-	-	-	47,610	28,600	-	76,210
188,305	393,068	98,825	3,118,072	12,177,303	7,028,611	31,157,109
10,463	19,594	-	-	(3,969)	185,680	677,470
(10,463)	(19,594)	-	-	(529,397)	-	(1,025,156)
(10,463)	(19,594)	-	-	(529,397)	-	\$ (1,025,156)

(Continued)

**LEXINGTON COUNTY SCHOOL DISTRICT ONE
LEXINGTON, SOUTH CAROLINA**

SPECIAL REVENUE FUNDS

SCHEDULE OF REVENUES, EXPENDITURES AND CHANGES IN FUND BALANCE

FOR THE YEAR ENDED JUNE 30, 2022

	Title I (BA Projects) (201/202)	IDEA (CA Projects) (203/204)
NET CHANGE IN FUND BALANCE	\$ -	-
FUND BALANCE, Beginning of Year	-	-
FUND BALANCE, End of Year	\$ -	-

SCHEDULE B-1

Preschool Handicapped (CG Projects) (205/206)	CATE (VA Projects) (207/208)	Adult Education* (EA/ED Projects) (243)	Other Designated Restricted State Grants* (900s)	Other Special Revenue Programs* (200s/800s)	Student Activity Funds (700s)	Totals
-	-	-	-	(533,366)	185,680	\$ (347,686)
-	-	-	-	1,226,094	4,849,655	6,075,749
-	-	-	-	692,728	5,035,335	\$ 5,728,063

SPECIAL REVENUE FUND

SUPPLEMENTAL LISTING OF LEA SUBFUND CODES AND TITLES

YEAR ENDED JUNE 30, 2022

OTHER DESIGNATED RESTRICTED STATE GRANTS

91900	Education License Plates
92400	Child Early Reading Development and Education Program (CERDEP - Full Day 4K)
92800	EEDA Career Specialists
93500	Reading Coaches
93600	Student Health and Fitness - Nurses
93700	Student Health and Fitness - PE Teachers
95600	Adult Education
99000	Payments from Non-Profit Entities
99400	PEBA Nonemployer Contributions

OTHER SPECIAL REVENUE PROGRAMS

21000/21010/21020	Title IV - SSAE
21700	LEAP & Academic Reading Camp
21701/21703/21704	Coronavirus Relief Funds 01, 03, and 04
21705	Coronavirus Relief Funds PPE
21800	ESSER III
22000	CARES Act ESSER I
22110	Title I - Neglected and Delinquent
22400/22401/22410	21st Century - PES
22430/22431	21st Century - FPE
22500	ESSER II
23010	IDEA ARP
23200/23210/23230/23240	McKinney-Vento Homeless
23300	IDEA/Preschool ARP
23700/23720/23722	Title I - Additional Targeted Support and Improvement
26300	ARP Homeless
26310	ARP Homeless II
26400/26410/26420/26422	Title III - English Language Acquisition
26430/26440	Language Instruction - Title III Immigration
26700/26710/26720	Title II - Supporting Effective Instruction
27100	Medicaid
27210	ROTC - Army - PHS
27220	ROTC - Air Force - LHS
27230	ROTC - Navy - WKHS
80010/80020/80030/80040/ 80050/80060/80070/80080	MCEC Bright Ideas Grant
81450	Lex Co Community Block Grant
81500	SC Arts Commission Grant
81610	Walmart Foundation
81700	SCSBIT Risk Control Grant
81751/81752	Childrens Trust of SC Grant
81900	Parenting - Rotary
81910	Rotary Club of Lexington
82020	SC Council on Holocaust
82090/82092	Gene Haas Foundation
82350	Parents As Teachers Grant
82400	Clemson Univ Fd Grant
82600	DHEC Recycling Grants
82620	Champions of the Environment
82630	DHEC Tobacco Free
83000	Dollar General Grant
83300	L&L Education
83310	SC Council of Competitiveness
83900	PMD State Supplement
84310	Francis Marion University Outreach
86700	Youth Risk Behavior Survey
87000	12 Month Agriculture
87550	Mechanical Contractor's Association of SC Fund

LEXINGTON COUNTY SCHOOL DISTRICT ONE
LEXINGTON, SOUTH CAROLINA

SPECIAL REVENUE FUND

SUMMARY SCHEDULE FOR OTHER DESIGNATED RESTRICTED STATE GRANTS

FOR THE YEAR ENDED JUNE 30, 2022

Subfund	Revenue	Programs	Revenues	Expenditures	Special Revenue		Special Revenue Fund Unearned Revenue
					Interfund Transfers In(Out)	Other Fund Transfers In(out)	
91900	3193	Education License Plates	\$ 3,290	3,290	-	-	\$ -
92400	3134	Child Early Reading Development and Education Program (CERDEP - Full Day 4K	66,972	66,972	-	-	23,028
92800	3118	EEDA Career Specialists	1,133,274	1,133,274	-	-	-
93500	3135	Reading Coaches	1,004,874	1,004,874	-	-	-
93600	3136	Student Health and Fitness - Nurses	573,905	573,905	-	-	7,442
93700	3127	Student Health and Fitness - PE Teachers	190,592	190,592	-	-	194,975
99000	2300	Payments from Non-Profit Entities	97,555	97,555	-	-	-
99400	3994	PEBA Nonemployer Contributions	47,610	47,610	-	-	-
Totals			\$ 3,118,072	3,118,072	-	-	\$ 225,445

EDUCATION IMPROVEMENT ACT

SCHEDULE OF REVENUES, EXPENDITURES, AND CHANGES IN FUND BALANCE -
 ALL PROGRAMS

YEAR ENDED JUNE 30, 2022

	ACTUAL
REVENUES	
3000 Revenue from State Sources:	
3500 Education Improvement Act:	
3502 ADEPT	\$ 27,089
3509 Arts in Education	12,178
3518 Adoption List of Formative Assessment	184,301
3519 Grade 10 Assessments	86,635
3526 Refurbishment of Science Kits	83,492
3528 Industry Certificates/Credentials	233,032
3529 Career and Technology Education	576,893
3532 National Board Salary Supplement (No Carryover Provision)	2,584,479
3533 Teacher of the Year Awards (No Carryover Provision)	1,077
3538 Students at Risk of School Failure	2,350,818
3540 Early Childhood Program (4K Programs Serving Four-Year-Old Children)	354,987
3541 Child Early Reading Development and Education Program (CERDEP) - Full Day 4k	234,525
3550 Teacher Salary Increase (No Carryover Provision)	7,171,058
3555 Teacher Salary Fringe (No Carryover Provision)	1,722,579
3556 Adult Education	291,533
3557 Summer Reading Program	171,407
3571 CSI and State Priority Schools	147,590
3577 Teacher Supplies (No Carryover Provision)	598,950
3595 EEDA - Supplies and Materials	47,417
3597 Aid to Districts	1,034,546
3599 Other EIA	278,409
Total Revenue from State Sources	18,192,995
TOTAL REVENUE ALL SOURCES	18,192,995

EXPENDITURES

100 Instruction:	
110 General Instruction:	
111 Kindergarten Programs:	
100 Salaries	115,000
200 Employee Benefits	34,678
112 Primary Programs:	
100 Salaries	256,720
200 Employee Benefits	76,509
300 Purchased Services	185
400 Supplies and Materials	4,494
113 Elementary Programs:	
100 Salaries	634,679
200 Employee Benefits	196,962
300 Purchased Services	190,900
400 Supplies and Materials	\$ 735,043

(Continued)

EDUCATION IMPROVEMENT ACT

SCHEDULE OF REVENUES, EXPENDITURES, AND CHANGES IN FUND BALANCE -
 ALL PROGRAMS

YEAR ENDED JUNE 30, 2022

	<u>ACTUAL</u>
EXPENDITURES (continued)	
100 Instruction (continued)	
114 High School Programs:	
100 Salaries	\$ 524,867
200 Employee Benefits	158,209
300 Purchased Services	86,635
400 Supplies and Materials	2,620
115 Career and Technology Education Program:	
100 Salaries	77,474
200 Employee Benefits	23,306
300 Purchased Services - Other Than Tuition	105,094
400 Supplies and Materials	367,796
500 Capital Outlay	189,096
600 Other Objects	1,269
116 CATE (Vocational) Middle School Programs:	
400 Supplies and Materials	79,965
120 Exceptional Programs:	
121 Educable Mentally Handicapped:	
100 Salaries	5,000
200 Employee Benefits	1,508
122 Trainable Mentally Handicapped:	
100 Salaries	7,500
200 Employee Benefits	2,239
124 Visually Handicapped:	
100 Salaries	7,500
200 Employee Benefits	2,264
125 Hearing Handicapped:	
100 Salaries	20,000
200 Employee Benefits	6,009
126 Speech Handicapped:	
100 Salaries	15,000
200 Employee Benefits	4,535
127 Learning Disabilities:	
100 Salaries	67,500
200 Employee Benefits	20,335
128 Emotionally Handicapped:	
100 Salaries	7,500
200 Employee Benefits	2,232
129 Coordinated Early Intervening Services (CEIS):	
100 Salaries	759,581
200 Employee Benefits	\$ 322,751

(Continued)

EDUCATION IMPROVEMENT ACT

SCHEDULE OF REVENUES, EXPENDITURES, AND CHANGES IN FUND BALANCE -
 ALL PROGRAMS

YEAR ENDED JUNE 30, 2022

	<u>ACTUAL</u>
EXPENDITURES (continued)	
100 Instruction (continued)	
130 Preschool Programs:	
133 Preschool Handicapped Self-Contained (5-Yr. Olds):	
100 Salaries	\$ 12,500
200 Employee Benefits	3,758
139 Early Childhood Programs:	
100 Salaries	905,511
200 Employee Benefits	451,476
300 Purchased Services	2,658
400 Supplies and Materials	75,773
600 Other Objects	69
140 Special Programs:	
141 Gifted and Talented Academic:	
100 Salaries	18,645
200 Employee Benefits	5,624
145 Homebound:	
100 Salaries	15,000
200 Employee Benefits	4,535
160 Other Exceptional Programs:	
161 Autism:	
100 Salaries	15,000
200 Employee Benefits	4,516
162 Limited English Proficiency:	
100 Salaries	31,053
200 Employee Benefits	9,366
170 Summer School Programs:	
171 Primary Summer School:	
100 Salaries	400
200 Employee Benefits	121
400 Supplies and Materials	192,579
600 Other Objects	11,155
175 Instructional Programs Beyond Regular School Day:	
100 Salaries	3,709
200 Employee Benefits	847
180 Adult/Continuing Education Programs:	
181 Adult Basic Educational Programs:	
100 Salaries	24,978
200 Employee Benefits	\$ 7,531

(Continued)

EDUCATION IMPROVEMENT ACT

SCHEDULE OF REVENUES, EXPENDITURES, AND CHANGES IN FUND BALANCE -
 ALL PROGRAMS

YEAR ENDED JUNE 30, 2022

	<u>ACTUAL</u>
EXPENDITURES (continued)	
100 Instruction (continued)	
180 Adult/Continuing Education Programs (continued)	
182 Adult Secondary Education Programs:	
100 Salaries	\$ 21,305
200 Employee Benefits	5,007
300 Purchased Services	2,198
400 Supplies and Materials	816
183 Adult English Literacy (ESL):	
100 Salaries	16,011
200 Employee Benefits	2,672
400 Supplies and Materials	858
188 Parenting/Family Literacy:	
100 Salaries	50,326
200 Employee Benefits	23,949
300 Purchased Services	604
400 Supplies and Materials	337
Total Instruction	<u>7,033,842</u>
200 Support Services:	
210 Pupil Services:	
212 Guidance Services:	
100 Salaries	61,342
200 Employee Benefits	18,460
300 Purchased Services	44,594
400 Supplies and Materials	2,823
220 Instructional Staff Services:	
221 Improvement of Instruction-Curriculum Development:	
100 Salaries	625,394
200 Employee Benefits	349,272
300 Purchased Services	20,819
400 Supplies and Materials	553
222 Library and Media Services:	
100 Salaries	37,500
200 Employee Benefits	11,304
223 Supervision of Special Programs:	
100 Salaries	150,584
200 Employee Benefits	64,772
300 Purchased Services	600
400 Supplies and Materials	\$ 1,011

(Continued)

EDUCATION IMPROVEMENT ACT

SCHEDULE OF REVENUES, EXPENDITURES, AND CHANGES IN FUND BALANCE -
 ALL PROGRAMS

YEAR ENDED JUNE 30, 2022

	<u>ACTUAL</u>
EXPENDITURES (continued)	
100 Instruction (continued)	
220 Instructional Staff Services (continued)	
224 Improvement of Instruction- Inservice and Staff Training:	
100 Salaries	\$ 77,342
200 Employee Benefits	29,380
300 Purchased Services	377,962
400 Supplies and Materials	74,626
600 Other Objects	400
250 Finance and Operations Services:	
255 Student Transportation (State Mandated):	
200 Employee Benefits	348
300 Purchased Services	28,866
260 Central Support Services:	
266 Technology and Data Processing Services:	
300 Purchased Services	1,000
400 Supplies and Materials	275,266
270 Support Services - Pupil Activities:	
271 Pupil Service Activities:	
100 Salaries	348
Total Support Services	<u>2,254,566</u>
300 Community Services:	
350 Custody and Care of Children:	
100 Salaries	8,393
200 Employee Benefits	2,557
Total Community Services	<u>10,950</u>
TOTAL EXPENDITURES	<u>9,299,358</u>
EXCESS (DEFICIENCY) OF REVENUES OVER EXPENDITURES	8,893,637
OTHER FINANCING SOURCES (USES)	
Interfund Transfers, From (To) Other Funds:	
420-710 Transfer to General Fund (Exclude Indirect Costs)	<u>(8,893,637)</u>
TOTAL OTHER FINANCING SOURCES (USES)	<u>\$ (8,893,637)</u>

(Continued)

LEXINGTON COUNTY SCHOOL DISTRICT ONE
LEXINGTON, SOUTH CAROLINA

Schedule B-4

EDUCATION IMPROVEMENT ACT

SCHEDULE OF REVENUES, EXPENDITURES, AND CHANGES IN FUND BALANCE -
ALL PROGRAMS

YEAR ENDED JUNE 30, 2022

	<u>ACTUAL</u>
NET CHANGE IN FUND BALANCES	<u>\$ -</u>
FUND BALANCES, Beginning of the Year	<u>-</u>
FUND BALANCES, End of Year	<u><u>\$ -</u></u>

LEXINGTON COUNTY SCHOOL DISTRICT ONE
 LEXINGTON, SOUTH CAROLINA

EDUCATION IMPROVEMENT ACT

SUMMARY SCHEDULE BY PROGRAM

YEAR ENDED JUNE 30, 2022

Program	Revenues	Expenditures	EIA Interfund Transfers In/(Out)	Other Fund Transfers In/(Out)	EIA Fund Unearned Revenue
3500 Education Improvement Act:					
3502 ADEPT	\$ 27,089	27,089	-	-	\$ 32,318
3509 Arts in Education	12,178	12,178	-	-	-
3518 Adoption List of Formative Assessment	184,301	184,301	-	-	110,679
3519 Grade 10 Assessments	86,635	86,635	-	-	95,536
3526 Refurbishment of Science Kits	83,492	83,492	-	-	84,211
3528 Industry Certifications/Credentials	233,032	233,032	-	-	128,167
3529 Career and Technical Education	576,893	576,893	-	-	404,882
3532 National Board Salary Supplement (No Carryover Provision)	2,584,479	2,584,479	-	-	-
3533 Teacher of the Year Awards (No Carryover Provision)	1,077	1,077	-	-	-
3536 Student Health and Fitness	-	-	-	-	142,081
3538 Students at Risk of School Failure	2,350,818	2,350,818	-	-	1,712,011
3540 Early Childhood Program (4k Programs Serving Four-Year-Old Children)	354,987	354,987	-	-	-
3541 Child Early Reading Development and Education Program (CERDEP) - Full Day 4k	234,525	234,525	-	-	539,519
3550 Teacher Salary Increase (No Carryover Provision)	7,171,058	-	(7,171,058)	-	-
3555 Teacher Salary Fringe (No Carryover Provision)	1,722,579	-	(1,722,579)	-	-
3556 Adult Education	291,533	291,533	-	-	199,654
3557 Summer Reading Program	171,407	171,407	-	-	202,989
3571 CSI and State Priority Schools	147,590	147,590	-	-	50,000
3577 Teacher Supplies (No Carryover Provision)	598,950	598,950	-	-	-
3595 EEDA - Supplies and Materials	47,417	47,417	-	-	58,191
3597 Aid to Districts	1,034,546	1,034,546	-	-	705,812
3599 Other EIA	278,409	278,409	-	-	201,277
Totals	\$ 18,192,995	9,299,358	(8,893,637)	-	\$ 4,667,327

LEXINGTON COUNTY SCHOOL DISTRICT ONE
 LEXINGTON, SOUTH CAROLINA

DETAILED SCHEDULE OF DUE TO STATE DEPARTMENT OF EDUCATION/FEDERAL GOVERNMENT

YEAR ENDED JUNE 30, 2022

<u>Program</u>	<u>Project/Grant Number</u>	<u>Revenue & Subfund Code</u>	<u>Description</u>	<u>Amount Due to State Department of Education or Federal Government</u>	<u>Status of Amount Due to Grantors</u>
National Board Certification	EIA	33200	Overpayment to the District by the SDE	\$ 30,317	Paid check #00645591 check amount \$38,019.20
EEDA Prof Devel Funds	EIA	39500	Overpayment to the District by the SDE	\$ 7,702	Paid check #00645591 check amount \$38,019.20
				<u>\$ 38,019</u>	

**LEXINGTON COUNTY SCHOOL DISTRICT ONE
LEXINGTON, SOUTH CAROLINA**

FOOD SERVICE FUND

SCHEDULE OF REVENUES, EXPENDITURES AND CHANGES IN FUND BALANCE

YEAR ENDED JUNE 30, 2022

	<u>ACTUAL</u>
REVENUES	
1000 Revenue from Local Sources:	
1600 Food Services:	
1620 Breakfast Sales to Pupils	\$ 31
1630 Special Sales to Pupils	556,883
1640 Lunch Sales to Adults	119,962
1650 Breakfast Sales to Adults	8,271
1660 Special Sales to Adults	53,090
1900 Other Revenue from Local Sources:	
1990 Miscellaneous Local Revenue:	
1999 Revenue from Other Local Sources	<u>288,460</u>
Total Revenue From Local Sources	<u>1,026,697</u>
4000 Revenue from Federal Sources:	
4800 USDA Reimbursement:	
4810 School Lunch and After School Snacks Program, and Special Milk Program	11,128,031
4820 Supply Chain Assistance Funding	590,237
4830 School Breakfast Program (Carryover Provision)	3,779,237
4880 Summer Feeding Programs (SFSP)	25,866
4890 Healthy Meals-USDA	264,875
4900 Other Federal Sources:	
4991 USDA Commodities (Food Distribution Program) (Carryover Provision)	811,212
4999 Revenue from Other Federal Sources	<u>26,707</u>
Total Revenue from Federal Sources	<u>16,626,165</u>
TOTAL REVENUE ALL SOURCES	<u>17,652,862</u>
EXPENDITURES	
250 Finance and Operations Services:	
256 Food Service:	
100 Salaries	4,248,422
200 Employee Benefits	2,311,053
300 Purchased Services	87,861
400 Supplies and Materials	7,671,727
500 Capital Outlay	18,947
600 Other Objects	42,820
Total Support Services	<u>14,380,830</u>
TOTAL EXPENDITURES	<u>\$ 14,380,830</u>

(Continued)

**LEXINGTON COUNTY SCHOOL DISTRICT ONE
LEXINGTON, SOUTH CAROLINA**

FOOD SERVICE FUND

SCHEDULE OF REVENUES, EXPENDITURES AND CHANGES IN FUND BALANCE

YEAR ENDED JUNE 30, 2022

EXCESS (DEFICIENCY) OF REVENUES OVER EXPENDITURES	\$ 3,272,032
OTHER FINANCING SOURCES (USES)	
Interfund Transfers, From (To) Other Funds:	
5210 Transfer from General Fund (Exclude Indirect Costs)	1,571,341
432-791 Food Service Fund Indirect Costs	<u>(1,056,733)</u>
TOTAL OTHER FINANCING SOURCES (USES)	<u>514,608</u>
NET CHANGE IN FUND BALANCE	3,786,640
FUND BALANCE, Beginning of Year	<u>2,399,306</u>
FUND BALANCE, End of Year	<u>\$ 6,185,946</u>



(This page intentionally left blank)

Debt Service Funds

The Debt Service Funds account for resources that will be used to service General Long-term Debt. The following schedule has been prepared in the format mandated by the South Carolina Department of Education. The account numbers shown on the schedule are also mandated by the South Carolina Department of Education.



(This page intentionally left blank)

LEXINGTON COUNTY SCHOOL DISTRICT ONE
LEXINGTON, SOUTH CAROLINA

DEBT SERVICE FUNDS

SCHEDULE OF REVENUES, EXPENDITURES, AND CHANGES IN FUND BALANCES

YEAR ENDED JUNE 30, 2022

	District	LOSF, Corp.
REVENUES		
1000 Revenue from Local Sources:		
1100 Taxes Levied/Assessed by the LEA:		
1110 Ad Valorem Taxes-Including Delinquent (Independent)	\$ 26,877,311	\$ -
1140 Penalties & Interest on Taxes (Independent)	622,885	-
1190 Other Taxes (Independent)	31,632,875	-
1200 Revenue from Local Governmental Units Other than LEAs:		
1280 Revenue in Lieu of Taxes (Independent and Dependent)	1,316,298	-
1500 Earnings on Investments:		
1510 Interest on Investments	55,780	-
Total Revenue from Local Sources	<u>60,505,149</u>	<u>-</u>
2000 Intergovernmental Revenue:		
2100 Payments from Other Governmental Units	1,870,828	-
Total Intergovernmental Revenue	<u>1,870,828</u>	<u>-</u>
3000 Revenue from State Sources:		
3800 State Revenue in Lieu of Taxes:		
3820 Homestead Exemption (Tier 2)	2,034,781	-
3830 Merchant's Inventory Tax	83,263	-
3840 Manufacturer's Depreciation Reimbursement	531,035	-
3890 Other State Property Tax Revenues (Includes Motor Carrier Vehicle Tax)	194,050	-
Total Revenue from State Sources	<u>2,843,129</u>	<u>-</u>
TOTAL REVENUE ALL SOURCES	<u>65,219,106</u>	<u>-</u>
EXPENDITURES:		
500 Debt Service:		
319 Legal Services	-	-
350 Advertising	-	-
395 Other Professional and Technical Services	-	-
610 Redemption of Principal	24,940,000	4,270,000
620 Interest	20,839,821	1,794,969
630 Discount on Bonds Sold	-	-
690 Other Objects (Includes Fees For Servicing Bonds)	109,417	4,200
Total Debt Service	<u>45,889,238</u>	<u>6,069,169</u>
TOTAL EXPENDITURES	<u>45,889,238</u>	<u>6,069,169</u>
OTHER FINANCING SOURCES (USES):		
Interfund Transfers, From (To) Other Funds:		
5210 Transfer from General Fund	-	4,200
5240 Transfer from Debt Service Fund	-	6,064,969
423-710 Transfer to Debt Service Fund	(6,064,969)	-
424-710 Transfer to Capital Projects Fund	(10,027,918)	-
TOTAL OTHER FINANCING SOURCES (USES)	<u>(16,092,887)</u>	<u>6,069,169</u>
EXCESS (DEFICIENCY) OF REVENUES OVER EXPENDITURES	3,236,981	-
FUND BALANCE, Beginning of Year	18,989,097	-
FUND BALANCE, End of Year	<u>\$ 22,226,078</u>	<u>\$ -</u>



(This page intentionally left blank)

Capital Projects Fund

The Capital Projects Fund accounts for financial resources to be used for the acquisition and construction of major capital facilities. The following schedule has been prepared in the format mandated by the South Carolina Department of Education. The account numbers shown on the schedule are also mandated by the South Carolina Department of Education.



(This page intentionally left blank)

**LEXINGTON COUNTY SCHOOL DISTRICT ONE
LEXINGTON, SOUTH CAROLINA**

CAPITAL PROJECTS FUNDS

SCHEDULE OF REVENUES, EXPENDITURES AND CHANGES IN FUND BALANCE

YEAR ENDED JUNE 30, 2022

	ACTUAL
REVENUES	
1000 Revenue from Local Sources	
1500 Earnings on Investments:	
1510 Interest on Investments	\$ 333,548
1900 Other Revenue from Local Sources:	
1990 Miscellaneous Local Revenue:	
1999 Revenue from Other Local Sources	350,595
Total Revenue from Local Sources	<u>684,143</u>
TOTAL REVENUE ALL SOURCES	<u>684,143</u>
EXPENDITURES	
200 Support Services:	
250 Finance and Operations Services:	
253 Facilities Acquisition and Construction:	
100 Salaries	216,200
200 Employee Benefits	85,586
300 Purchased Services	307,603
400 Supplies and Materials	8,566,711
500 Capital Outlay	
520 Construction Services	60,581,971
530 Improvements other than Buildings	6,054,469
540 Equipment	149,490
545 Technology Equipment and Software	761,554
550 Vehicles	8,603
Total Support Services	<u>76,732,187</u>
TOTAL EXPENDITURES	<u>76,732,187</u>
EXCESS (DEFICIENCY) OF REVENUES OVER EXPENDITURES	(76,048,044)
OTHER FINANCING SOURCES (USES)	
Interfund Transfers From (To) Other Funds:	
5240 Transfer from Debt Service - District	10,027,918
TOTAL OTHER FINANCING SOURCES (USES)	<u>10,027,918</u>
NET CHANGE IN FUND BALANCE	(66,020,126)
FUND BALANCE, Beginning of Year	<u>158,176,047</u>
FUND BALANCE, End of Year	<u>\$ 92,155,921</u>

LEXINGTON COUNTY SCHOOL DISTRICT ONE
 LEXINGTON, SOUTH CAROLINA

LOCATION RECONCILIATION SCHEDULE (REQUIRED)
 (FOR COGNIZANT AGENCY USE ONLY)

FOR THE YEAR ENDED JUNE 30, 2022

Location		Total		
I.D.	Location	Ed Level	Cost Type	Expenditures
001	Board of Education	Other	Central	\$ 309,472
002	Superintendent's Office	Other	Central	624,037
003	Instruction	Other	Central	21,640,179
004	Finance	Other	Central	3,054,472
005	Human Resources	Other	Central	4,555,186
006	Communications	Other	Central	929,594
007	Student Services	Other	Central	8,164,886
008	Operations	Other	Central	5,331,189
009	Leadership Development	Other	Central	173,188
010	Central Services-General	Other	Central	74,594,841
011	Lexington High School	High School	School	21,902,840
012	Lexington Elem. School	Elementary School	School	9,116,542
013	Gilbert High School	High School	School	21,753,070
014	Gilbert Elem. School	Elementary School	School	8,498,748
015	Pelion High School	High School	School	10,091,039
016	Pelion Elem. School	Elementary School	School	8,044,518
019	Alternative Education Services	Other	Central	2,586,754
020	Lakeside Middle School	Middle School	School	32,067,616
021	Lexington Tech. Center	Other	Central	6,673,988
022	Oak Grove Elem. School	Elementary School	School	7,934,736
023	Saxe Gotha Elem. School	Elementary School	School	8,438,577
024	Red Bank Elem. School	Elementary School	School	6,563,621
025	White Knoll Elem. School	Elementary School	School	7,702,477
026	White Knoll Middle School	Middle School	School	9,740,985
027	White Knoll High School	High School	School	31,967,070
028	Midway Elem. School	Elementary School	School	8,362,518
029	Gilbert Middle School	Middle School	School	11,116,817
030	Pelion Middle School	Middle School	School	7,079,850
031	Lake Murray Elem. School	Elementary School	School	11,742,170
032	Gilbert Primary School	Elementary School	School	528
033	LOOLA MS/HS	Other	Central	1,692,011
034	Pleasant Hill Mid. School	Elementary School	School	7,848,350
035	Pleasant Hill Elem. School	Elementary School	School	7,955,285
037	Carolina Springs Mid. School	Middle School	School	11,238,819
038	Carolina Springs Elem. School	Elementary School	School	7,615,111
039	Forts Pond Elem. School	Elementary School	School	5,844,838
040	New Providence Elem. School	Elementary School	School	7,353,354
041	Rocky Creek Elem. School	Elementary School	School	7,583,311
042	Meadow Glen Elem. School	Elementary School	School	8,015,638
043	Meadow Glen Mid. School	Middle School	School	9,718,602
044	River Bluff High School	High School	School	20,189,454
045	Deerfield Elementary	Elementary School	School	7,443,100
046	Beechwood Middle School	Other	Central	8,715,983
047	Centerville ES	Elementary School	School	8,061,227
049	New Lex Area Elem	Elementary School	School	2,358
051	New WK Area Elem	Elementary School	School	697,900
052	Old GES	Other	Central	190,723
053	Old PMS	Other	Central	118,207
054	North Lake CLC	Other	Central	35,770
055	LOOLA ELEMENTARY	Other	Central	790,847
093	Technology&Innovation	Other	Central	12,241,528

Total Expenditures/Expenses for all Funds \$ 484,113,924

The above expenditures are reconciled to the District's financial Statements as follows:

General Fund	\$ 300,188,650
Special Revenue Fund	31,157,109
Special Revenue - EIA	9,299,358
Special Revenue - Food Service	14,380,830
Debt Service Fund - District	45,889,238
Debt Service Fund - LOSF, Corp.	6,069,169
Capital Projects Fund	76,732,187
Permanent Fund	397,383

Total Expenditures/Expenses for all Funds \$ 484,113,924

OTHER SCHEDULES

LEXINGTON COUNTY SCHOOL DISTRICT ONE
 LEXINGTON, SOUTH CAROLINA

SCHEDULE OF GENERAL OBLIGATION BONDS OUTSTANDING

JUNE 30, 2022

Bond Issue	Fiscal Year Maturity	Principal			Outstanding, June 30, 2022	
		Outstanding, July 1, 2021	Issued	Paid		
2011 Issue	2022					
	2023					
	2024	\$ 5,685,000				
	2025	14,500,000				
	2026	<u>15,500,000</u>	35,685,000	-	-	\$ 35,685,000
2011C Issue	2022	<u>6,800,000</u>	6,800,000	-	6,800,000	-
2013A Issue	2022	4,090,000				
	2023	4,445,000				
	2024	<u>420,000</u>	8,955,000	-	4,090,000	4,865,000
2013B Issue	2022	1,500,000				
	2023	<u>1,525,000</u>	3,025,000	-	1,500,000	1,525,000
2015A Series	2022	2,080,000				
	2023	1,730,000				
	2024	1,325,000				
	2025	830,000				
	2026	250,000				
	2027	9,650,000				
	2028	9,840,000				
	2029	10,060,000				
	2030	<u>10,285,000</u>	46,050,000	-	2,080,000	43,970,000
	2016 Series	2022	1,030,000			
2023		1,085,000				
2024		1,130,000				
2025		1,165,000				
2026		1,270,000				
2027		1,475,000				
2028		1,545,000				
2029		1,590,000				
2030		1,650,000				
2031		1,705,000				
2032		<u>\$ 1,760,000</u>	15,405,000	-	1,030,000	\$ 14,375,000

(Continued)

LEXINGTON COUNTY SCHOOL DISTRICT ONE
 LEXINGTON, SOUTH CAROLINA

SCHEDULE OF GENERAL OBLIGATION BONDS OUTSTANDING

JUNE 30, 2022

Bond Issue	Fiscal Year Maturity		Principal			Outstanding, June 30, 2022
			Outstanding, July 1, 2021	Issued	Paid	
2017B Series	2022	\$	790,000			
	2023		9,360,000			
	2024		9,750,000			
	2025		2,370,000			
	2026		1,875,000			
	2027		4,930,000			
	2028		5,120,000			
	2029		5,250,000			
	2030		5,390,000			
	2031		5,555,000			
	2032		5,725,000			
	2033		5,900,000			
	2034		6,085,000			
	2035		6,285,000			
2036		<u>6,495,000</u>	80,880,000	-	790,000	\$ 80,090,000
2019A Series	2022		2,225,000			
	2023		2,425,000			
	2024		2,715,000			
	2025		2,955,000			
	2026		3,215,000			
	2027		3,500,000			
	2028		3,795,000			
	2029		4,120,000			
	2030		4,460,000			
	2031		4,815,000			
	2032		5,145,000			
	2033		5,450,000			
2034		<u>5,795,000</u>	50,615,000	-	2,225,000	48,390,000
2019B Series	2022		900,000			
	2023		985,000			
	2024		1,080,000			
	2025		2,195,000			
	2026		3,530,000			
	2027		4,965,000			
	2028		5,220,000			
	2029		5,495,000			
	2030		5,775,000			
	2031		6,060,000			
	2032		6,135,000			
	2033		8,020,000			
	2034		8,055,000			
	2035		9,200,000			
	2036		9,470,000			
	2037		11,385,000			
	2038		11,735,000			
	2039		9,410,000			
2040		9,700,000				
2041		10,000,000				
2042		10,300,000				
2043		10,615,000				
2044		<u>\$ 10,940,000</u>	161,170,000	-	900,000	\$ 160,270,000

(Continued)

LEXINGTON COUNTY SCHOOL DISTRICT ONE
 LEXINGTON, SOUTH CAROLINA

SCHEDULE OF GENERAL OBLIGATION BONDS OUTSTANDING

JUNE 30, 2022

Bond Issue	Fiscal Year Maturity		Principal			Outstanding, June 30, 2022
			Outstanding, July 1, 2021	Issued	Paid	
2020B Series	2022	\$	1,045,000			
	2023		1,075,000			
	2024		2,625,000			
	2025		2,560,000			
	2026		2,625,000			
	2027		5,760,000			
	2028		5,845,000			
	2029		5,930,000			
	2030		6,025,000			
	2031		6,135,000			
	2032		6,245,000			
	2033		6,365,000			
	2034		6,495,000			
	2035		6,625,000			
	2036		6,770,000			
	2037		6,920,000			
	2038		<u>7,085,000</u>			
			86,130,000	-	1,045,000	\$ 85,085,000
2020C Series	2022		4,480,000			
	2023		4,085,000			
	2024		3,655,000			
	2025		3,200,000			
	2026		2,700,000			
	2027		1,775,000			
	2028		1,840,000			
	2029		1,915,000			
	2030		1,995,000			
	2031		7,535,000			
	2032		7,080,000			
	2033		7,295,000			
	2034		7,440,000			
	2035		7,590,000			
	2036		7,740,000			
	2037		8,900,000			
	2038		9,065,000			
	2039		7,945,000			
2040		8,105,000				
2041		8,265,000				
2042		8,440,000				
2043		8,620,000				
2044		<u>8,805,000</u>				
			138,470,000	-	4,480,000	133,990,000
			<u>\$ 633,185,000</u>	<u>-</u>	<u>24,940,000</u>	<u>\$ 608,245,000</u>

**LEXINGTON COUNTY SCHOOL DISTRICT ONE
LEXINGTON, SOUTH CAROLINA**

**SCHEDULE OF LEXINGTON ONE SCHOOL FACILITIES, CORP.
INSTALLMENT PURCHASE REVENUE BONDS OUTSTANDING**

JUNE 30, 2022

<u>Bond Issue</u>	<u>Fiscal Year Maturity</u>	<u>Principal</u>			
		<u>Outstanding, July 1, 2021</u>	<u>Issued</u>	<u>Paid</u>	<u>Outstanding, June 30, 2022</u>
2013 Issue	2022	\$ 2,000,000			
	2023	2,060,000			
	2024	2,120,000			
	2025	2,180,000			
	2026	2,245,000			
	2027	2,305,000			
	2028	2,375,000			
	2029	2,440,000			
	2030	2,515,000			
	2031	<u>2,585,000</u>	\$ 22,825,000		\$ 2,000,000
2015 Issue	2022	2,270,000			
	2023	2,380,000			
	2024	2,495,000			
	2025	2,620,000			
	2026	2,750,000			
	2027	2,890,000			
	2028	3,030,000			
	2029	3,125,000			
	2030	3,220,000			
	2031	<u>3,325,000</u>	<u>28,105,000</u>		<u>2,270,000</u>
		<u>\$ 50,930,000</u>	<u>\$ -</u>	<u>\$ 4,270,000</u>	<u>\$ 46,660,000</u>



(This page intentionally left blank)



Statistical

STATISTICAL SECTION

This section of the Lexington County School District One Comprehensive Annual Financial Report presents detailed trend and other information as a context for understanding what the information in the basic financial statements, notes to the financial statements, required supplementary information and other supplementary information says about Lexington County School District One's overall financial health.

	<u>Page</u>
Financial Trends	146
These schedules contain trend information to help the reader understand how the government's financial performance and well-being have changed over time.	
Revenue Capacity	150
These schedules contain information to help the reader access Lexington County School District One's most significant local revenue source, the property tax.	
Debt Capacity	155
These schedules present information to help the reader assess the affordability of Lexington County School District One's current level of outstanding debt and the District's ability to issue additional debt in the future.	
Demographic and Economic Information	159
These schedules offer demographic and economic indicators to help the reader understand the environment within which Lexington County School District One's financial activities take place.	
Operating Information	162
These schedules contain service and infrastructure data to help the reader understand how the information in Lexington County School District One's financial report relates to the services the District provides and the activities it performs.	

Lexington County School District One
Lexington, South Carolina

Table 1

Net Position by Component

Last Ten Fiscal Years

(Accrual Basis of Accounting)

	Fiscal Years									
	2013	2014	2015 ^{1,2}	2016	2017	2018 ³	2019	2020	2021	2022
Governmental Activities										
Net investment in capital assets	\$ 144,811,919	\$ 142,714,423	\$ 137,869,432	\$ 145,379,211	\$ 159,318,035	\$ 192,330,571	\$ 198,169,631	\$ 198,334,703	\$ 212,276,715	\$ 230,103,763
Restricted	21,113,861	18,655,213	10,262,344	13,281,759	17,202,605	8,374,119	11,961,352	17,007,483	23,334,481	30,791,248
Unrestricted	14,763,608	14,467,485	(254,119,522)	(258,420,112)	(265,638,225)	(552,961,129)	(563,339,321)	(580,265,366)	(600,883,073)	(612,373,564)
Total governmental activities net position	\$ 180,689,388	\$ 175,837,121	\$ (105,987,746)	\$ (99,759,142)	\$ (89,117,585)	\$ (352,256,439)	\$ (353,208,338)	\$ (364,923,180)	\$ (365,271,877)	\$ (351,478,553)
Business-type activities										
Net investment in capital assets	\$ 2,184,335	\$ 2,392,682	\$ -	\$ -	\$ -	\$ -	\$ -	\$ -	\$ -	\$ -
Unrestricted	663,234	(1,487,189)	-	-	-	-	-	-	-	-
Total business-type activities net position	\$ 2,847,569	\$ 905,493	\$ -	\$ -	\$ -	\$ -	\$ -	\$ -	\$ -	\$ -
Primary Government										
Net investment in capital assets	\$ 146,996,254	\$ 145,107,105	\$ 137,869,432	\$ 145,379,211	\$ 159,318,035	\$ 192,330,571	\$ 198,169,631	\$ 198,334,703	\$ 212,276,715	\$ 230,103,763
Restricted	21,113,861	18,655,213	10,262,344	13,281,759	17,202,605	8,374,119	11,961,352	17,007,483	23,334,481	30,791,248
Unrestricted	15,426,842	12,980,296	(254,119,522)	(258,420,112)	(265,638,225)	(552,961,129)	(563,339,321)	(580,265,366)	(600,883,073)	(612,373,564)
Total primary government net position	\$ 183,536,957	\$ 176,742,614	\$ (105,987,746)	\$ (99,759,142)	\$ (89,117,585)	\$ (352,256,439)	\$ (353,208,338)	\$ (364,923,180)	\$ (365,271,877)	\$ (351,478,553)

Source: District Annual Comprehensive Financial Reports

Note: With the Implementation of GASB Statement No. 63 for Fiscal Year 2013, the terminology of Net Position is used instead of Net Assets.

1 - At the beginning of Fiscal Year 2015, the District converted Food Service from a Proprietary Fund to a Special Revenue Fund.

2 - In Fiscal Year 2015, the District implemented GASB Statements Nos. 68 and 71.

3 - At the beginning of Fiscal Year 2018, the District implemented GASB Statement No. 75.

Lexington County School District One
Lexington, South Carolina

Table 2

Changes in Net Position

Last Ten Fiscal Years
(Accrual Basis of Accounting)

	Fiscal Years									
	2013	2014	2015 ^{1,2}	2016	2017	2018 ³	2019	2020	2021	2022
Expenses										
Governmental activities:										
Instruction	\$ 138,407,678	\$ 148,587,188	\$ 153,018,708	\$ 160,940,456	\$ 172,381,107	\$ 185,261,218	\$ 197,575,813	\$ 215,070,208	\$ 239,403,675	\$ 237,089,848
Support services	85,671,063	92,269,336	137,525,474	116,444,588	124,543,929	138,426,399	155,511,378	152,779,021	160,410,957	162,433,885
Community services	241,401	309,435	315,574	251,849	224,795	318,768	367,339	60,254	92,865	60,282
Intergovernmental	-	3,347	-	-	-	-	-	-	-	-
Interest and other charges	24,030,876	24,214,695	22,457,096	20,953,913	20,287,202	21,741,049	16,165,502	28,007,085	20,953,535	19,861,715
Total governmental activities expenses	248,351,018	265,383,991	313,316,852	298,590,806	317,437,033	345,747,434	369,620,032	395,916,568	420,861,022	419,445,730
Business-type activities										
Food service	12,840,104	14,177,548	-	-	-	-	-	-	-	-
Total business-type activities expenses	12,840,104	14,177,548	-	-	-	-	-	-	-	-
Total primary government expenses	\$ 261,191,122	\$ 279,561,539	\$ 313,316,852	\$ 298,590,806	\$ 317,437,033	\$ 345,747,434	\$ 369,620,032	\$ 395,916,568	\$ 420,861,022	\$ 419,445,730
Program Revenues										
Governmental activities:										
Charges for services:										
Instruction	\$ 180,802	\$ 178,162	\$ 204,163	\$ 181,571	\$ 160,619	\$ 184,355	\$ 211,863	\$ 58,191	\$ 100,094	\$ 223,229
Support services	303,094	381,429	6,187,497	5,551,467	5,070,160	5,132,330	5,178,193	3,790,135	5,862,474	8,314,970
Community services	372,367	454,544	-	-	-	302,307	275,824	-	-	-
Intergovernmental	-	-	-	-	-	-	-	-	-	-
Operating grants and contributions	106,513,683	109,437,574	127,982,056	129,345,077	140,605,033	153,024,677	157,338,630	167,973,141	184,645,712	198,138,489
Total governmental activities program revenues	107,309,846	110,451,709	134,373,716	135,078,115	145,835,812	158,643,669	163,004,510	171,821,467	190,608,280	206,676,688
Business-type activities:										
Charges for services:										
Food service	5,656,732	5,588,455	-	-	-	-	-	-	-	-
Operating grants and contributions	5,179,768	5,555,693	-	-	-	-	-	-	-	-
Capital grants and contributions	-	-	-	-	-	-	-	-	-	-
Total business-type activities program revenues	10,836,500	11,144,148	-	-	-	-	-	-	-	-
Total primary government program revenues	\$ 118,206,346	\$ 121,595,857	\$ 134,373,716	\$ 135,078,115	\$ 145,835,812	\$ 158,643,669	\$ 163,004,510	\$ 171,821,467	\$ 190,608,280	\$ 206,676,688

(Continued)

Table 2

Lexington County School District One
Lexington, South Carolina

Changes in Net Position

Last Ten Fiscal Years

(Accrual Basis of Accounting)

	Fiscal Years									
	2013	2014	2015 ^{1,2}	2016	2017	2018 ³	2019	2020	2021	2022
Net (expense)/revenue										
Governmental activities	\$ (140,981,172)	\$ (154,932,282)	\$ (178,943,136)	\$ (163,512,691)	\$ (171,601,221)	\$ (187,103,765)	\$ (206,615,522)	\$ (224,095,101)	\$ (230,252,752)	\$ (212,769,042)
Business-type activities	(2,003,604)	(3,033,400)	-	-	-	-	-	-	-	-
Total primary government program net expense	\$ (142,984,776)	\$ (157,965,682)	\$ (178,943,136)	\$ (163,512,691)	\$ (171,601,221)	\$ (187,103,765)	\$ (206,615,522)	\$ (224,095,101)	\$ (230,252,752)	\$ (212,769,042)
General Revenues and Other Changes in Net Position										
Governmental activities										
Property taxes levied for:										
General Purposes	\$ 65,133,313	\$ 71,565,267	\$ 75,886,246	\$ 83,164,899	\$ 89,458,692	\$ 95,784,721	\$ 97,432,019	\$ 98,338,080	\$ 107,400,952	\$ 105,634,923
Debt Service	32,970,582	34,466,380	35,783,922	36,593,521	41,687,070	47,122,677	48,556,316	52,496,815	59,509,424	60,621,135
Federal and state aid not restricted for specific purposes	46,316,382	47,104,241	47,810,568	48,703,846	49,264,837	51,777,087	55,267,173	55,274,406	56,967,859	58,563,787
Unrestricted investment earnings	997,429	347,694	654,190	479,503	1,043,216	2,267,087	3,574,996	3,876,095	759,748	490,069
Miscellaneous revenue	638,357	349,636	532,336	799,526	788,963	1,236,939	833,119	2,394,863	979,678	1,252,452
Transfers	(1,136,289)	(1,089,951)	-	-	-	-	-	-	-	-
Total governmental activities	144,919,774	152,443,267	160,667,262	169,741,295	182,242,778	198,188,511	205,663,623	212,380,259	225,617,661	226,562,366
Business-type activities										
Unrestricted investment earnings	302	1,373	-	-	-	-	-	-	-	-
Transfers	1,136,289	1,089,951	-	-	-	-	-	-	-	-
Total business-type activities	1,136,591	1,091,324	-	-	-	-	-	-	-	-
Total primary government	\$ 146,056,365	\$ 153,534,591	\$ 160,667,262	\$ 169,741,295	\$ 182,242,778	\$ 198,188,511	\$ 205,663,623	\$ 212,380,259	\$ 225,617,661	\$ 226,562,366
Change in Net Position										
Governmental activities	\$ 3,938,602	\$ (2,489,015)	\$ (18,275,874)	\$ 6,228,604	\$ 10,641,557	\$ 11,084,746	\$ (951,899)	\$ (11,714,842)	\$ (4,635,091)	\$ 13,793,324
Business-type activities	(867,013)	(1,942,076)	-	-	-	-	-	-	-	-
Total primary government	\$ 3,071,589	\$ (4,431,091)	\$ (18,275,874)	\$ 6,228,604	\$ 10,641,557	\$ 11,084,746	\$ (951,899)	\$ (11,714,842)	\$ (4,635,091)	\$ 13,793,324

Source: District Annual Comprehensive Financial Reports
 Note: With the implementation of GASB Statement No. 63 as for Fiscal Year 2013, the terminology of Net Position is used instead of Net Assets.
 1 - At the beginning of Fiscal Year 2015, the District converted Food Service from a Proprietary Fund to a Special Revenue Fund.
 2 - In Fiscal Year 2015, the District Implemented GASB Statement Nos. 68 and 71.
 3 - At the beginning of Fiscal Year 2018, the District implemented GASB Statement No. 75.

Lexington County School District One
Lexington, South Carolina

Fund Balances of Governmental Funds

Last Ten Fiscal Years

(Modified Accrual Basis of Accounting)

	Fiscal Years									
	2013	2014	2015 ¹	2016	2017	2018	2019	2020	2021	2022
General Fund										
Nonspendable	\$ 4,337,662	\$ 1,076,328	\$ 1,072,558	\$ 5,278,199	\$ 1,086,508	\$ 1,162,629	\$ 1,266,650	\$ 1,370,399	\$ 1,000,324	\$ 1,111,279
Committed	13,315,406	-	-	-	-	-	-	-	-	-
Assigned	8,000,000	9,000,000	7,000,000	7,256,709	7,777,148	9,000,000	8,255,559	3,698,221	7,459,778	10,196,241
Unassigned	9,308,840	26,331,731	28,332,967	27,144,821	36,217,855	41,767,859	48,019,991	60,864,694	70,051,689	75,453,478
Total General Fund	\$ 34,961,908	\$ 36,408,059	\$ 36,405,525	\$ 39,679,729	\$ 45,081,511	\$ 51,930,488	\$ 57,542,200	\$ 65,933,314	\$ 78,511,791	\$ 86,760,998
All other governmental funds										
Nonspendable	\$ 130,000	\$ 130,000	\$ 313,245	\$ 458,716	\$ 346,585	\$ 110,000	\$ 110,000	\$ 110,000	\$ 485,860	\$ 398,835
Restricted	36,584,268	84,045,793	63,202,731	61,240,803	101,182,246	83,895,011	125,519,602	126,617,639	185,561,735	126,585,051
Assigned	-	-	100,000	104,325	210,985	607,475	616,431	1,047,605	1,226,094	692,728
Unassigned	-	-	(1,853,299)	(1,089,225)	(41,363)	-	-	-	-	-
Total all other governmental funds	\$ 36,714,268	\$ 84,175,793	\$ 61,762,677	\$ 60,714,619	\$ 101,698,453	\$ 84,612,486	\$ 126,246,033	\$ 127,775,244	\$ 187,273,689	\$ 127,676,614

Source: District Annual Comprehensive Financial Reports

1 - At the beginning of Fiscal Year 2015, the District converted Food Service from a Proprietary Fund to a Special Revenue Fund.

Changes in Fund Balances of Governmental Funds

Last Ten Fiscal Years
(Modified Accrual Basis of Accounting)

	2013	2014	2015 ¹	2016	2017	2018	2019	2020	2021	2022
Revenues										
Local Sources	\$ 103,106,022	\$ 107,594,750	\$ 123,764,554	\$ 129,139,062	\$ 138,806,923	\$ 152,970,127	\$ 156,336,070	\$ 162,014,209	\$ 172,085,750	\$ 177,473,814
Intergovernmental	3,834,951	3,512,652	3,521,940	3,549,727	3,504,494	3,491,381	3,216,114	2,000,007	1,722,312	1,968,383
State Sources	140,736,719	144,773,108	152,478,528	156,507,389	169,757,288	183,532,184	192,078,936	202,363,205	211,296,372	216,880,782
Federal Sources	7,031,878	7,534,251	14,853,030	16,450,896	15,301,925	16,371,627	16,118,748	17,014,871	27,258,711	36,443,077
Total Revenues	\$ 254,709,570	\$ 263,414,761	\$ 294,618,052	\$ 305,647,074	\$ 327,370,630	\$ 356,365,319	\$ 367,749,868	\$ 383,392,292	\$ 412,363,145	\$ 432,766,056
Expenditures										
Current:										
Instruction	126,841,951	132,173,834	140,974,046	145,704,224	152,103,711	161,569,176	169,887,616	181,162,098	195,066,997	208,249,657
Support Services	82,139,001	87,618,519	124,780,547	110,628,792	116,239,074	125,387,247	145,555,955	142,766,223	147,558,205	155,890,542
Community Services	241,401	309,425	315,574	250,414	221,795	318,768	367,339	60,254	92,865	60,282
Intergovernmental	-	3,347	206,378	223,395	172,637	1,763,118	2,393,951	2,326,007	2,829,927	76,210
Debt Service	-	-	-	-	-	-	-	-	-	-
Principal	13,975,000	13,790,000	12,220,000	14,125,000	15,310,000	30,725,000	26,135,000	114,110,000	36,705,000	29,210,000
Interest	21,890,327	21,481,131	23,480,293	21,999,459	21,707,539	20,899,263	20,184,835	20,330,950	22,331,449	22,748,407
Payment to Refunded Debt Escrow Agent	-	-	4,266,306	-	-	-	-	-	-	-
Other Objects	251,464	520,706	-	291,680	80,945	483,765	535,151	1,891,052	-	-
Capital Outlay	64,087,026	39,761,151	10,052,491	10,402,342	6,465,236	25,836,123	41,475,953	92,528,485	97,284,470	67,878,826
Total Expenditures	\$ 309,426,170	\$ 295,658,113	\$ 316,295,635	\$ 303,625,306	\$ 312,300,937	\$ 366,982,460	\$ 406,535,800	\$ 555,175,069	\$ 501,868,913	\$ 484,113,924
Excess of Revenues over (under) expenditures	\$ (54,716,600)	\$ (32,243,352)	\$ (21,677,583)	\$ 2,021,768	\$ 15,069,693	\$ (10,617,141)	\$ (38,785,932)	\$ (171,782,777)	\$ (89,505,768)	\$ (51,347,868)
Other Financing Sources (Uses)										
Premium on Bonds Issued	4,464,118	129,088	8,774,424	2,361,524	1,915,923	6,256,062	7,701,191	16,438,686	7,296,296	-
Issuance of General Obligation Bonds	-	85,180,000	-	-	29,400,000	-	85,000,000	165,000,000	150,000,000	-
Issuance of Refunding Bonds	18,720,000	35,350,000	100,170,000	18,200,000	-	82,910,000	54,525,000	88,420,000	-	-
Payment to Refunded Debt Escrow Agent	(23,085,030)	(38,418,109)	(108,195,302)	(20,357,146)	-	(88,785,911)	(61,195,000)	(88,155,584)	-	-
Transfers In	19,485,374	15,515,520	22,225,076	20,477,483	27,889,536	31,027,684	33,030,820	34,553,533	28,510,615	28,643,954
Transfers Out	(20,621,663)	(16,605,471)	(22,225,076)	(20,477,483)	(27,889,536)	(31,027,684)	(33,030,820)	(34,553,533)	(28,510,615)	(28,643,954)
Total Other Financing Sources (Uses)	\$ (1,037,201)	\$ 81,151,028	\$ 749,122	\$ 204,378	\$ 31,315,923	\$ 380,151	\$ 86,031,191	\$ 181,703,102	\$ 157,296,296	\$ -
Net Change in Fund Balances	\$ (55,753,801)	\$ 48,907,676	\$ (20,928,461)	\$ 2,226,146	\$ 46,385,616	\$ (10,236,990)	\$ 47,245,259	\$ 9,920,325	\$ 67,790,528	\$ (51,347,868)
Debt Service as a Percentage of Noncapital Expenditures	15.6%	14.9%	12.5%	12.3%	12.1%	15.1%	12.5%	29.0%	14.5%	12.5%

Source: District Annual Comprehensive Financial Reports

1 - At the beginning of Fiscal Year 2015, the District converted Food Service from a Proprietary Fund to a Special Revenue Fund.

Lexington County School District One
Lexington, South Carolina

Table 5

Assessed Value and Estimated Actual Value of All Taxable Property

Fiscal Year	Tax Year	Real Property			Personal Property		Total Assessed Value	Total Estimated Actual Value	Total Direct Tax Rate (Millage)	Assessed Value as a Percentage of Actual Value
		Residential Property	Commercial Property ¹	Motor Vehicles	Other					
2013	2012	346,870,740	25,745,790	55,216,660	60,530,970	488,364,160	9,549,481,436	331.20	5.11%	
2014	2013	354,259,000	26,884,380	61,060,330	62,816,100	505,019,810	9,861,863,861	342.76	5.12%	
2015	2014	363,888,240	34,020,860	65,937,280	60,520,310	524,366,690	10,298,143,984	349.51	5.09%	
2016	2015	371,638,220	39,000,790	72,720,530	67,061,210	550,420,750	10,683,984,950	369.37	5.15%	
2017	2016	382,996,800	40,533,210	73,876,450	71,407,080	568,813,540	11,060,393,996	384.29	5.14%	
2018	2017	398,387,520	40,703,560	75,291,360	75,606,730	589,989,170	11,463,643,404	403.25	5.15%	
2019	2018	414,772,980	42,337,780	72,716,550	81,786,900	611,614,210	11,907,331,739	407.70	5.14%	
2020	2019	431,690,720	46,278,230	73,426,250	79,827,800	631,223,000	12,370,220,127	412.40	5.10%	
2021	2020	483,996,090	41,469,570	75,241,040	86,267,450	686,974,150	13,521,179,957	398.86	5.08%	
2022	2021	503,276,770	49,099,620	81,600,030	68,484,121	702,460,541	13,434,706,199	398.86	5.23%	

Note: 1 Includes fee in lieu of taxes. Property values were re-assessed in Fiscal Year 2016 and 2021.

Source: Lexington County Auditor's Office - Unaudited.

Lexington County School District One
Lexington, South Carolina

Property Tax Rates - Direct and Overlapping Governments

Last Ten Fiscal Years

Fiscal Year	Lexington County School District One		Overlapping Rates				Total Direct and Overlapping Rates	Additional Millages - Municipalities						
	Tax Year	Operating Millage ¹	Debt Service Millage	Total Millage	Lexington County	Recreation District		Midlands Technical College	Riverbanks Zoo	Town of Springdale	City of Cayce	Town of Gilbert	Town of Lexington	Town of Pelton
2013	2012	259.900	71.300	331.200	90.759	15.735	4.374	1.793	57.700	43.270	5.000	35.140	17.600	6.100
2014	2013	271.460	71.300	342.760	94.296	15.735	4.374	1.893	57.700	44.170	5.000	35.140	18.000	6.100
2015	2014	278.210	71.300	349.510	94.746	16.735	4.374	2.393	57.700	44.170	5.000	35.140	18.000	6.100
2016	2015	298.070	71.300	369.370	94.441	16.002	4.353	2.088	57.700	45.360	5.000	35.140	18.000	6.100
2017	2016	305.990	78.300	384.290	94.973	16.222	4.353	2.088	57.700	45.360	5.000	34.290	18.000	6.100
2018	2017	317.950	85.300	403.250	94.689	16.102	4.353	2.088	57.700	47.690	5.000	34.290	18.000	6.100
2019	2018	322.400	85.300	407.700	97.160	15.902	4.353	2.088	57.700	49.690	5.000	34.290	18.300	6.100
2020	2019	322.400	90.000	412.400	98.348	15.802	4.353	1.000	57.700	53.730	5.000	34.290	18.300	6.100
2021	2020	308.860	90.000	398.860	96.661	14.928	4.172	1.000	57.700	53.730	5.000	26.056	17.000	6.100
2022	2021	308.860	90.000	398.860	96.217	15.058	4.172	0.800	57.700	53.730	5.000	26.056	17.000	6.100

Notes: 1 - Operating millage includes the Lease Purchase millage since it is levied in the general fund instead of the debt service fund.

Source: Lexington County Auditor's Office - Unaudited.

Lexington County School District One
Lexington, South Carolina

Table 7

Principal Property Taxpayers

Current Year and Nine Years Ago

Taxpayer	Fiscal Year 2022				Fiscal Year 2013			
	Assessed Value	Taxes Paid	Rank	Percent of Assessed Value to Total Assessed Value	Assessed Value	Taxes Paid	Rank	Percent of Assessed Value to Total Assessed Value
Dominion Energy SC F/K/A SCANA*	\$ 29,890,820	\$ 14,772,330	1	4.26%	\$ 24,706,780	\$ 10,535,085	1	5.06%
Michelin North America, Inc.*	23,344,830	7,985,859	2	3.32%	19,313,980	5,610,705	2	3.95%
Mid Carolina Electric Coop, Inc.	5,315,980	2,619,056	3	0.76%	4,739,440	2,014,288	3	0.97%
Spectrum Southeast, LLC ²	4,106,520	2,024,719	4	0.58%	1,776,860	755,987	5	0.36%
Prysmian Communications Cables*	2,907,940	1,244,800	5	0.41%				
Windstream	1,994,750	993,189	6	0.28%				
Owen Industrial Products*	1,933,560	810,347	7	0.28%				
Lull Water Holdings	1,599,600	802,194	8	0.23%				
Apex Tool Group LLC* ¹	1,755,620	799,694	9	0.25%	1,239,660	489,429	10	0.25%
Stag Industrial Holdings LLC*	1,883,090	790,726	10	0.27%				
ABMA LLC					2,186,290	1,069,691	4	0.45%
Lowe's Home Centers Inc.					1,397,880	604,962	6	0.29%
Tin Inc.					1,386,720	519,941	9	0.28%
Flextronics America LLC*					1,729,320	520,498	8	0.35%
Pella Corporation					1,435,850	591,059	7	0.29%
	\$ 74,732,710	\$ 32,842,914		10.64%	\$ 59,912,780	\$ 22,711,645		12.27%

* Includes Fee in Lieu of Taxes
Source: Lexington County Auditor's Office - Unaudited.
(1) Formerly - Cooper Tools
(2) Formerly - Time Warner ENT

Lexington County School District One
Lexington, South Carolina

Table 8

Property Tax Levies and Collections

Last Ten Fiscal Years		Taxes Levied for the Fiscal Year		Collected within the Fiscal Year of the Levy		Collections in Subsequent Years		Total Collections to Date	
Fiscal Year	Fiscal Year	Amount	Percentage of Levy	Amount	Percentage of Levy	Years	Amount	Amount	Percentage of Levy
2013	217,725,958	210,724,486	96.78%	210,724,486	96.78%	6,575,006	217,299,492	217,299,492	99.80%
2014	233,280,287	225,796,712	96.79%	225,796,712	96.79%	6,936,376	232,733,088	232,733,088	99.77%
2015	245,943,611	239,646,488	97.44%	239,646,488	97.44%	5,582,663	245,229,151	245,229,151	99.71%
2016	266,886,573	259,212,766	97.12%	259,212,766	97.12%	6,827,253	266,040,019	266,040,019	99.68%
2017	281,741,674	274,946,530	97.59%	274,946,530	97.59%	5,803,659	280,750,189	280,750,189	99.65%
2018	305,017,842	297,571,546	97.56%	297,571,546	97.56%	6,232,466	303,804,012	303,804,012	99.60%
2019	320,858,385	312,158,059	97.29%	312,158,059	97.29%	6,353,357	318,511,416	318,511,416	99.27%
2020	332,515,114	321,526,290	96.70%	321,526,290	96.70%	7,400,462	328,926,752	328,926,752	98.92%
2021	355,149,849	346,670,122	97.61%	346,670,122	97.61%	4,603,001	351,273,123	351,273,123	98.91%
2022	365,883,506	356,069,177	97.32%	356,069,177	97.32%	NA	356,069,177	356,069,177	97.32%

Note: Includes taxes levied and collected on behalf of all taxing entities within the district.

Source: Lexington County Treasurer's Office - Unaudited.

Lexington County School District One
Lexington, South Carolina

Legal Debt Margin Information

Last Ten Fiscal Years

	Fiscal Year									
	2013	2014	2015	2016	2017	2018	2019	2020	2021	2022
Debt Limit	\$ 38,749,791	\$ 40,031,809	\$ 41,394,765	\$ 41,452,783	\$ 44,991,308	\$ 46,583,801	\$ 48,247,095	\$ 49,366,472	\$ 53,938,123	\$ 55,780,118
Total Net Debt Applicable to Debt Limit	-	-	-	-	29,400,000	16,850,000	8,710,000	1,043,000	962,000	877,000
Legal Debt Margin	\$ 38,749,791	\$ 40,031,809	\$ 41,394,765	\$ 41,452,783	\$ 15,591,308	\$ 29,733,801	\$ 39,537,095	\$ 48,323,472	\$ 52,976,123	\$ 54,903,118

Total Net Debt Applicable to Debt Limit as a Percentage of Debt Limit	0.0%	0.0%	0.0%	0.0%	65.3%	36.2%	18.1%	2.1%	1.8%	1.6%
--	------	------	------	------	-------	-------	-------	------	------	------

Legal Debt Margin Calculation for Fiscal Year 2022

Assessed Value	\$ 702,460,541
Less: Assessment for Fee in Lieu of Taxes	(24,938,270)
Merchant's Inventory	1,960,970
Fee in Lieu of Tax Property Applicable to Debt Limit Calculation (Note 2)	177,68,232
Total Assessed Value Allowable for Computation of Debt Limit	\$ 697,251,473
Constitutional Debt Limit (8% of total assessed value)	\$ 55,780,118
Debt Applicable to Debt Limit:	
General Obligation Bonds Outstanding	\$ 609,122,000
Less: General Obligation Bonds Outstanding Not Subject to Debt Limit	(608,245,000)
Total Net Debt Applicable to Debt Limit	877,000
Legal Debt Margin	\$ 54,903,118

Note 1: Article X, Section 15 of the Constitution of the State of South Carolina, 1895, as amended (the "Constitution"), empowers each school district of the State to incur general obligation debt in such terms and conditions as the General Assembly shall prescribe by law. After November 30, 1982, each school district may incur general obligation debt without an election and upon such terms and conditions as the General Assembly may prescribe, in an amount not exceeding 8% of the assessed value of all taxable property of such school district. Bonded indebtedness existing on November 30, 1982, and the bonded indebtedness authorized by a majority vote of the qualified electors of the school district voting in a referendum will not be considered in the computation of the 8% limitation.

Note 2: Statutes authorizing the payment of fees in lieu of taxes provide that property from which such fees are derived may be included in the calculation of debt limit. These statutes provide formulae whereby the assessed value for debt limit purposes of property subject to a fee in lieu of taxes is determined, based upon the most recently received annual payments in lieu of taxes received by a particular taxing entity. Based upon information received from the Lexington County Auditor, in 2021 property subject to fees in lieu of taxes provides the District with approximately \$1,421,459 in debt limit capacity.

Source: Assessed Values are obtained from the Lexington County Auditor's Office.

(Unaudited)

Lexington County School District One
Lexington, South Carolina

Table 10

Ratios of Outstanding Debt By Type

Last Ten Fiscal Years

Fiscal Year	Governmental Activities ¹											
	General		Certificates of Participation			Installment		Total			Percentage of Personal Income ²	Per Capita ²
	Obligation Bonds		Revenue Bonds	Purchase	Bond Premiums	Primary Government						
2013	349,515,000	-	81,490,000	18,279,944	449,284,944	4324%	3,540					
2014	422,555,000	-	80,630,000	16,010,560	519,195,560	4678%	3,997					
2015	412,210,000	-	73,030,000	22,017,731	507,257,731	4310%	3,819					
2016	400,315,000	-	69,970,000	22,584,495	492,869,495	4020%	3,630					
2017	417,935,000	-	66,440,000	22,660,975	507,035,975	3921%	3,655					
2018	395,035,000	-	62,785,000	20,194,960	478,014,960	3483%	3,374					
2019	451,030,000	-	58,985,000	24,555,592	534,570,592	3728%	3,645					
2020	515,785,000	-	55,035,000	36,444,944	607,264,944	3981%	4,068					
2021	633,185,000	-	50,930,000	40,627,409	724,742,409	Unavailable	4,772					
2022	608,245,000	-	46,660,000	37,551,623	692,456,623	Unavailable	4,483					

Note: 1 Details regarding the District's outstanding debt can be found in the basic notes to the financial statements. Information is compiled from District Annual Comprehensive Financial Reports

Note: 2 Personal Income and Estimated Population can be found on the table for Demographic and Economic Statistics.

Lexington County School District One
Lexington, South Carolina

Table 11

Ratios of General Bonded Debt Outstanding

Fiscal Year	General Obligation Bonds ¹	Less: Amounts Available in Debt Service Fund ⁴	Total	Percent of	
				Estimated Actual Taxable Value of Property ²	Per Capita ³
2013	367,794,944	20,401,727	347,393,217	3.64%	2,737
2014	438,565,560	17,791,026	420,774,534	4.27%	3,240
2015	434,227,731	9,238,761	424,988,970	4.13%	3,199
2016	422,899,495	12,077,919	410,821,576	3.85%	3,026
2017	440,595,975	15,681,455	424,914,520	3.84%	3,063
2018	415,229,960	6,083,700	409,146,260	3.57%	2,888
2019	475,585,592	9,600,089	465,985,503	3.91%	3,177
2020	552,229,944	14,791,216	537,438,728	4.34%	3,600
2021	673,812,409	14,452,030	659,360,379	4.88%	4,342
2022	645,796,623	18,189,361	627,607,262	4.67%	4,063

Notes: 1 Details regarding the district's outstanding debt and related premiums can be found in the basic notes to the financial statement

2 See the Schedule of Assessed Value and Estimated Actual Value of Taxable Property.

3 Population data can be found on the Schedule of Demographic and Economic Statistics.

4 The amount shown reflects the fund balance in the District Debt Service Fund and the amount restricted for payment of principal used in the calculation of net bonded debt due to the amount on the government-wide statement including the LOSF, Corp. Debt Service fund balance, unavailable revenues related to District Debt Service property taxes, accrued interest, and interest subsidies receivable.

Lexington County School District One
Lexington, South Carolina

Table 12

Direct and Overlapping Governmental Activities Debt

As of June 30, 2022

Governmental Unit	Governmental Activities Debt Outstanding	Percent Applicable to District ²	Estimated Share of Overlapping Debt
Debt Repaid with Property Taxes:			
Lexington County	\$ 17,255,000	48.02%	\$ 8,285,851
Lexington County Recreation Commission	17,670,000	63.99%	11,307,033
Town of Lexington	7,540,000	100.00%	7,540,000
Riverbanks Zoo ¹	27,299,000	48.02%	13,109,059
Total Overlapping	\$ 69,764,000		\$ 40,241,943
Lexington County School District One and its blended component units direct debt			\$ 692,456,623
Total Direct & Overlapping Debt			\$ 732,698,566

Notes:

- 1 Percentage for Riverbanks Zoo is computed by combining total assessed values of Lexington and Richland Counties.
- 2 The percentage of overlapping debt applicable is estimated using taxable assessed property values. Applicable percentages were computed by dividing the district's assessed value by the assessed value of the applicable governmental unit.

Sources:

Lexington County Auditor's Office, Lexington County Treasurer's Office, Richland County Auditor's Office, Riverbanks Zoo, and Town of Lexington.

*** Lexington County Auditor - Includes Assessment for FILOT Payments

Lexington County School District One
Lexington, South Carolina

Table 13

Demographic Statistics - Lexington County

Fiscal Year	School District	County	Personal Income ²	Per Capita Personal Income ²	School Enrollment ³	Unemployment Rate ⁴
	Estimated Population ¹	Estimated Population ¹				
2013	126,932	270,406	10,390,409	37,956	52,714	6.49%
2014	129,883	273,752	11,097,582	39,935	53,315	5.05%
2015	132,834	277,888	11,770,438	41,764	54,053	5.30%
2016	135,795	281,833	12,261,518	42,843	54,713	4.61%
2017	138,736	286,196	12,932,758	44,497	55,551	3.68%
2018	141,687	290,642	13,722,876	46,513	55,969	3.41%
2019	146,675	299,421	14,337,467	47,992	56,594	3.35%
2020	149,269	303,946	15,254,322	50,188	57,224	4.10%
2021	151,863	307,550	Unavailable	Unavailable	57,805	3.77%
2022	154,457	300,137	Unavailable	Unavailable	58,861	2.73%

Data Sources: 1 U.S. Census Bureau, Years 2013-2021 from 2010 Census, Year 2022 from 2020 Census

2 U.S. Department of Commerce, Bureau of Economic Analysis, Lexington County.

3 SC Department of Education - 135-Day Average Daily Membership Report. The County of Lexington has 5 school districts.

4 SC Department of Employment and Workforce. Averages are on a fiscal year basis, computed from the monthly press releases.

Unaudited

Lexington County School District One
Lexington, South Carolina

Table 14

Principal Employers - Lexington County

Current Year and Nine Years Ago

Employer	2022 ¹			2013		
	Number of Employees	Rank	Percentage of Total County Employment ²	Number of Employees	Rank	Percentage of Total County Employment ²
Dominion Energy SC F/K/A SCANA	3,066	1	2.09%			
Amazon Fulfillment Center	3,050	2	2.08%	1,200	4	0.94%
WalMart Stores East LP	2,603	3	1.77%	2,160	1	1.69%
Michelin North America, Inc.	2,240	4	1.53%	1,960	2	1.54%
United Parcel Service	1,329	5	0.91%	1,493	3	1.17%
Nephron Pharmaceuticals Corporation	1,200	6	0.82%			
Spectrum Southeast, LLC	1,100	7	0.75%			
HireRight ³	700	8	0.48%	583	6	0.46%
Walter P. Rawl & Sons Inc.	650	9	0.44%			
Harsco Rail	567	10	0.39%	430	9	0.34%
Prysmian Communications Cables				500	8	0.39%
CMC Steel				515	7	0.40%
Columbia Farms/House of Raeford				857	5	0.67%
DHL Global Forwarding North America				400	10	0.31%
Total	16,505		11.26%	10,098		7.91%

Note: (A) Excludes School District and County Employees

Data Sources:

¹ Central South Carolina Alliance

² SC Department of Employment and Workforce

³ Formerly - General Information Services (GIS)

Lexington County School District One
Lexington, South Carolina

Table 15

Employees by Function

Last Ten Fiscal Years

Function	Fiscal Years									
	2013	2014	2015	2016	2017	2018	2019	2020	2021	2022
Instruction										
Teachers	1,561.00	1,619.00	1,680.00	1,692.00	1,745.00	1,760.00	1,805.00	1,865.00	1,951.00	2,080.00
Other	419.00	430.00	444.00	444.00	451.00	475.00	505.00	410.00	441.00	438.00
Support Services										
Teachers ¹	179.00	184.00	204.00	203.00	205.00	192.00	190.00	297.00	292.00	205.00
Other	1,244.00	1,329.00	1,368.00	1,323.00	1,313.00	1,320.00	1,336.00	1,338.00	1,350.00	1,447.00
Total	3,403.00	3,562.00	3,696.00	3,662.00	3,714.00	3,747.00	3,836.00	3,910.00	4,034.00	4,170.00

¹ Teachers for support services include Media Specialists, School Counselors, Technology Integration Specialists, and School Psychologists.

Source: District Records

Lexington County School District One
Lexington, South Carolina

Table 16

Operating Statistics

Last Ten Fiscal Years

Fiscal Year	Pupil Enrollment 135-Day ADM ¹	Modified Accrual Basis of Accounting		Accrual Basis of Accounting		Teaching Staff ³	Pupil/Teacher Ratio	Percentage of Students Receiving Free or Reduced Lunch
		Operating Expenditures ²	Cost per Pupil	Percentage Change	Expenses			
2013	22,935	209,222,353	9,122	4.17%	229,019,251	9,986	14.7	38%
2014	23,363	220,105,125	9,421	3.27%	241,169,296	10,323	14.4	39%
2015 ⁴	23,953	266,276,545	11,117	18.00%	290,859,758	12,143	14.3	39%
2016	24,418	256,806,825	10,517	-5.39%	277,636,893	11,370	14.4	38%
2017	24,896	268,737,217	10,794	2.64%	297,149,831	11,936	14.3	37%
2018	25,511	289,038,309	11,330	4.96%	324,006,385	12,700	14.5	36%
2019	25,999	318,204,864	12,239	8.03%	353,454,530	13,595	14.4	34%
2020 ⁵	26,507	326,314,582	12,311	0.58%	367,909,493	13,880	14.2	35%
2021 ⁵	26,355	345,547,994	13,111	6.50%	399,907,497	15,174	13.5	33%
2022 ⁵	27,082	364,276,691	13,451	2.59%	399,584,015	14,755	13.0	36%

Notes:

- 1 Average Daily Membership. Includes Kindergarten through Grade 12.
- 2 Operating Expenditures are total expenditures in the governmental fund less capital outlay and all debt service expenditures.
- 3 Does not include Media Specialist, Guidance Counselors, Technology Integration Specialists, or School Psychologists.
- 4 The District converted Food Service from a Proprietary Fund to a Special Revenue Fund on July 1, 2014
- 5 The USDA approved eligibility for all students to receive free breakfast and lunch from March 16, 2020 through June 30, 2022.

Source: Financial data is extracted from the District Annual Comprehensive Financial Reports. Other data has been gathered from various departments within the district.
Unaudited

Table 17

Lexington County School District One
Lexington, South Carolina

Teacher Salaries

Last Ten Fiscal Years						
Fiscal Year	Minimum Salary ¹	Maximum Salary ^{1,4}	District Average Salary ^{1,2}	State Average Salary ^{2,3}	Southeastern Average Salary ^{2,3}	
2013	31,372	73,511	47,352	48,375	48,358	
2014	31,372	73,511	47,363	48,340	48,892	
2015	31,686	72,246	47,821	48,892	49,223	
2016	32,161	74,988	48,846	49,796	50,239	
2017	32,804	76,488	50,143	51,495	50,127	
2018	33,132	77,253	51,080	51,966	50,756	
2019	33,795	78,798	51,321	52,152	51,854	
2020	35,991	81,950	51,807	52,830	53,207	
2021	35,991	81,950	53,315	54,165	53,367	
2022	37,844	91,524	54,264	53,426	54,695	

Sources: 1 District Records

2 SC Department of Education

3 SC Revenue and Fiscal Affairs Office

4 Salary schedules through 2021 reflected 30 years. Beginning in 2022, salary schedules reflected 40 years.

Unaudited

Lexington County School District One
Lexington, South Carolina

Table 18

Capital Asset Statistics By School

Last Ten Fiscal Years		2013	2014	2015	2016	2017	2018	2019	2020	2021	2022
Elementary Schools											
Lexington Elementary ¹											
Built 1985											
Square Feet		109,783	109,783	109,783	109,783	109,783	109,783	109,783	109,783	109,783	109,783
Capacity		902	902	902	902	902	900	900	900	900	900
Enrollment		661	670	658	641	652	609	603	592	578	621
% of Capacity Used		73%	74%	73%	71%	72%	68%	67%	66%	64%	69%
Gilbert Elementary ^{1,4}											
Built 1980											
Square Feet		116,320	116,320	116,320	116,320	116,320	116,320	116,320	116,320	116,320	116,320
Capacity		860	860	860	860	860	890	890	890	890	890
Enrollment		663	682	690	675	647	633	672	699	731	724
% of Capacity Used		77%	79%	80%	78%	75%	71%	76%	79%	82%	81%
Pelion Elementary ¹											
Built 1980											
Square Feet		123,859	123,859	123,859	123,859	123,859	123,859	123,859	123,859	123,859	123,859
Capacity		909	909	909	909	909	890	890	890	890	890
Enrollment		538	536	570	563	573	566	564	550	512	524
% of Capacity Used		59%	59%	63%	62%	63%	64%	63%	62%	58%	59%
Oak Grove Elementary ^{1,2}											
Built 1974											
Square Feet		85,606	85,606	85,606	85,606	85,606	85,606	85,606	85,606	98,321	98,321
Capacity		608	608	608	608	608	560	560	560	640	640
Enrollment		598	615	645	652	648	628	657	641	613	660
% of Capacity Used		98%	101%	106%	107%	107%	112%	117%	114%	96%	103%
Pleasant Hill Elementary ¹											
Built 2006											
Square Feet		86,008	86,008	86,008	86,008	86,008	86,008	86,008	86,008	86,008	86,008
Capacity		800	800	800	800	800	680	680	680	680	680
Enrollment		905	945	834	823	856	916	937	937	906	900
% of Capacity Used		113%	118%	104%	103%	107%	135%	138%	138%	133%	132%

(Continued)

Lexington County School District One
Lexington, South Carolina

Table 18

Capital Asset Statistics By School

Last Ten Fiscal Years		2013	2014	2015	2016	2017	2018	2019	2020	2021	2022
Elementary Schools (continued)											
Saxe Gotha Elementary ¹											
Built 1992											
Square Feet		102,428	102,428	102,428	102,428	102,428	102,428	102,428	102,428	102,428	102,428
Capacity		871	871	871	871	871	860	860	860	860	860
Enrollment		614	624	638	628	670	676	684	677	627	644
% of Capacity Used		70%	72%	73%	72%	77%	79%	80%	79%	73%	75%
Red Bank Elementary ¹											
Built 1980											
Square Feet		98,877	98,877	98,877	98,877	98,877	98,877	98,877	98,877	98,877	98,877
Capacity		792	792	792	792	792	770	770	770	770	770
Enrollment		641	621	559	545	535	547	537	523	481	529
% of Capacity Used		81%	78%	71%	69%	68%	71%	70%	68%	62%	69%
White Knoll Elementary ^{1,2}											
Built 1990											
Square Feet		99,654	99,654	99,654	99,654	99,654	99,654	99,654	99,654	108,265	108,265
Capacity		894	894	894	894	894	820	820	820	890	890
Enrollment		719	698	703	719	751	712	677	664	632	619
% of Capacity Used		80%	78%	79%	80%	84%	87%	83%	81%	71%	70%
Midway Elementary ¹											
Built 1994											
Square Feet		105,666	105,666	105,666	105,666	105,666	105,666	105,666	105,666	105,666	105,666
Capacity		948	948	948	948	948	900	900	900	900	900
Enrollment		759	762	759	767	797	876	932	907	877	891
% of Capacity Used		80%	80%	80%	81%	84%	97%	104%	101%	97%	99%
Lake Murray Elementary ¹											
Built 1999											
Square Feet		114,613	114,613	114,613	114,613	114,613	114,613	114,613	114,613	114,613	114,613
Capacity		988	988	988	988	988	990	990	990	990	990
Enrollment		598	591	570	606	654	694	695	765	737	767
% of Capacity Used		61%	60%	58%	61%	66%	70%	70%	77%	74%	77%

(Continued)

Lexington County School District One
Lexington, South Carolina

Table 18

Capital Asset Statistics By School

Last Ten Fiscal Years		2013	2014	2015	2016	2017	2018	2019	2020	2021	2022
Elementary Schools (continued)											
Carolina Springs Elementary ¹											
Built 2007											
Square Feet		88,187	88,187	88,187	88,187	88,187	88,187	88,187	88,187	88,187	88,187
Capacity		800	800	800	800	800	680	680	680	680	680
Enrollment		930	932	697	734	731	771	764	781	793	807
% of Capacity Used		116%	117%	87%	92%	91%	113%	112%	115%	117%	119%
Forts Pond Elementary ¹											
Built 2008											
Square Feet		81,343	81,343	81,343	81,343	81,343	81,343	81,343	81,343	81,343	81,343
Capacity		600	600	600	600	600	570	570	570	570	570
Enrollment		507	527	546	566	556	513	550	547	526	463
% of Capacity Used		85%	88%	91%	94%	93%	90%	96%	96%	92%	81%
New Providence Elementary ¹											
Built 2008											
Square Feet		88,766	88,766	88,766	88,766	88,766	88,766	88,766	88,766	88,766	88,766
Capacity		800	800	800	800	800	680	680	680	680	680
Enrollment		584	575	590	549	553	644	673	683	692	764
% of Capacity Used		73%	72%	74%	69%	69%	95%	99%	100%	102%	112%
Rocky Creek Elementary											
Built 2010											
Square Feet		116,905	116,905	116,905	116,905	116,905	116,905	116,905	116,905	116,905	116,905
Capacity		800	800	800	800	800	800	800	800	800	800
Enrollment		575	592	646	664	645	712	699	805	815	763
% of Capacity Used		72%	74%	81%	83%	81%	89%	87%	101%	102%	95%
Meadow Glen Elementary ¹											
Built 2012											
Square Feet		124,829	124,829	124,829	124,829	124,829	124,829	124,829	124,829	124,829	124,829
Capacity		600	600	600	600	600	800	800	800	800	800
Enrollment		739	843	913	979	1034	930	905	901	839	823
% of Capacity Used		123%	141%	152%	163%	172%	116%	113%	113%	105%	103%

(Continued)

Lexington County School District One
Lexington, South Carolina

Table 18

Capital Asset Statistics By School

Last Ten Fiscal Years		2013	2014	2015	2016	2017	2018	2019	2020	2021	2022
Elementary Schools (continued)											
Deerfield Elementary											
Built 2014											
Square Feet		132,611	132,611	132,611	132,611	132,611	132,611	132,611	132,611	132,611	132,611
Capacity		800	800	800	800	800	800	800	800	800	800
Enrollment		473	553	621	650	690	764	700	763	700	763
% of Capacity Used		59%	69%	78%	81%	86%	96%	88%	95%	88%	95%
Centerville Elementary ^{2,3}											
Built 2020											
Square Feet										127,771	127,771
Capacity										1,000	1,000
Enrollment										677	722
% of Capacity Used										68%	72%
Middle Schools											
Beechwood Middle ²											
Built 2019											
Square Feet									196,000	196,000	196,000
Capacity									1,200	1,200	1,200
Enrollment									909	1,003	1,036
% of Capacity Used									76%	84%	86%
Lexington Middle ¹											
Built 1957											
Square Feet		189,668	189,668	189,668	189,668	189,668	189,668	189,668	189,668	189,668	189,668
Capacity		1,284	1,284	1,284	1,284	1,284	1,280	1,280	1,280	1,280	1,280
Enrollment		830	797	818	833	844	949	995	642	601	623
% of Capacity Used		65%	62%	64%	65%	66%	74%	78%	50%	47%	49%
White Knoll Middle ¹											
Built 1991											
Square Feet		159,190	159,190	159,190	159,190	159,190	159,190	159,190	159,190	159,190	159,190
Capacity		1,040	1,040	1,040	1,040	1,040	1,010	1,010	1,010	1,010	1,010
Enrollment		769	750	746	764	779	772	793	820	813	832
% of Capacity Used		74%	72%	72%	73%	75%	76%	79%	81%	80%	82%

(Continued)

Lexington County School District One
Lexington, South Carolina

Table 18

Capital Asset Statistics By School

School	2013	2014	2015	2016	2017	2018	2019	2020	2021	2022
Middle Schools (continued)										
Gilbert Middle ¹										
Built 1993										
Square Feet	121,653	121,653	121,653	121,653	121,653	121,653	121,653	121,653	121,653	126,118
Capacity	795	795	795	795	795	800	800	800	800	900
Enrollment	717	737	726	763	739	769	768	824	848	854
% of Capacity Used	90%	93%	91%	96%	93%	96%	96%	103%	106%	95%
Pelion Middle ²										
Built 2020										
Square Feet									209,612	209,612
Capacity									1,200	1,200
Enrollment									520	597
% of Capacity Used									43%	50%
Pleasant Hill Middle ¹										
Built 2006										
Square Feet	147,629	147,629	147,629	147,629	147,629	147,629	147,629	147,629	147,629	147,629
Capacity	1,000	1,000	1,000	1,000	1,000	870	870	870	870	870
Enrollment	1,024	1,014	1,055	1,104	1,128	1,196	1,206	740	758	725
% of Capacity Used	102%	101%	106%	110%	113%	137%	139%	85%	87%	83%
Carolina Springs Middle ¹										
Built 2007										
Square Feet	142,363	142,363	142,363	142,363	142,363	142,363	142,363	142,363	142,363	150,763
Capacity	1,000	1,000	1,000	1,000	1,000	780	780	780	780	930
Enrollment	769	786	807	816	816	872	934	938	878	902
% of Capacity Used	77%	79%	81%	82%	82%	112%	120%	120%	113%	97%
Meadow Glen Middle ¹										
Built 2012										
Square Feet	185,957	185,957	185,957	185,957	185,957	185,957	185,957	185,957	185,957	185,957
Capacity	800	800	800	800	800	1,000	1,000	1,000	1,000	1,000
Enrollment	781	922	1,055	1,092	1,180	1,081	1,034	1,057	1,014	1,026
% of Capacity Used	98%	115%	132%	137%	148%	108%	103%	106%	101%	103%

(Continued)

Lexington County School District One
Lexington, South Carolina

Table 18

Capital Asset Statistics By School

School	2013	2014	2015	2016	2017	2018	2019	2020	2021	2022
High Schools										
Lexington High ¹ Built 1978										
Square Feet	469,839	469,839	469,839	472,733	472,733	472,733	472,733	472,733	472,733	472,733
Capacity	2,456	2,456	2,456	2,456	2,456	2,120	2,120	2,120	2,120	2,120
Enrollment	3,161	1,870	1,716	1,781	1,840	1,925	2,081	2,147	2,179	2,331
% of Capacity Used	129%	76%	70%	73%	75%	91%	98%	101%	103%	110%
Gilbert High ¹ Built 2002										
Square Feet	262,374	262,374	262,374	258,886	258,886	258,886	258,886	258,886	258,886	292,976
Capacity	1,107	1,107	1,107	1,107	1,107	1,110	1,110	1,110	1,110	1,110
Enrollment	899	916	913	894	941	950	1,007	1,020	1,049	1,088
% of Capacity Used	81%	83%	82%	81%	85%	86%	91%	92%	95%	98%
Pelion High ^{1,2} Built 2001										
Square Feet	240,567	240,567	240,567	244,368	244,368	244,368	244,368	244,368	254,664	254,664
Capacity	1,140	1,140	1,140	1,140	1,140	990	990	990	990	990
Enrollment	738	745	743	724	688	670	681	651	705	693
% of Capacity Used	65%	65%	65%	64%	60%	68%	69%	66%	71%	70%
White Knoll High ^{1,2} Built 2000										
Square Feet	426,978	426,978	426,978	426,978	426,978	426,978	426,978	426,978	480,978	522,096
Capacity	1,827	1,827	1,827	1,827	1,827	1,830	1,830	1,830	2,350	2,350
Enrollment	1,916	1,922	1,917	1,893	1,854	1,896	1,921	1,952	2,088	2,131
% of Capacity Used	105%	105%	105%	104%	101%	104%	105%	107%	89%	91%
River Bluff High Built 2014										
Square Feet	545,179	545,179	560,041	560,041	560,041	560,041	560,041	560,041	560,041	560,041
Capacity	2,000	2,000	2,000	2,000	2,000	2,000	2,000	2,000	2,000	2,000
Enrollment	1,466	1,466	1,757	1,862	1,934	2,042	2,033	2,070	2,166	2,160
% of Capacity Used	73%	73%	88%	93%	97%	102%	102%	104%	108%	108%

(Continued)

Lexington County School District One
Lexington, South Carolina

Table 18

Capital Asset Statistics By School

Last Ten Fiscal Years		2013	2014	2015	2016	2017	2018	2019	2020	2021	2022
School											
Other											
Former Gilbert Elem School ⁵											
Built 1932											
Square Feet		120,831	120,831	120,831	120,831	120,831	120,831	120,831	120,831	120,831	120,831
Capacity		740	740	740	740	740	740	740	740	740	740
Enrollment		718	685	681	676	698	745	745	736	-	-
% of Capacity Used		97%	93%	92%	91%	94%	101%	101%	99%	0%	0%
Former Pelion Middle School ⁵											
Built 1952											
Square Feet		146,196	146,196	146,196	146,196	146,196	146,196	146,196	146,196	146,196	146,196
Capacity		748	748	748	748	748	730	730	730	730	730
Enrollment		583	539	543	553	530	580	576	565	-	-
% of Capacity Used		78%	72%	73%	74%	71%	79%	79%	77%	0%	0%
Lexington Technology Center											
Built 1974											
Square Feet		153,976	153,976	153,976	153,976	153,976	153,976	153,976	153,976	153,976	153,976
Capacity		762	762	762	762	762	762	762	762	762	762
Enrollment		620	620	620	620	620	620	620	620	620	620
% of Capacity Used		81%	81%	81%	81%	81%	81%	81%	81%	81%	81%
Rosenwald Community Learning Center (Adult Educational Services)											
Built 1953											
Square Feet		48,056	48,056	48,056	48,056	48,056	48,056	48,056	48,056	48,056	48,056
Capacity		200	200	200	200	200	200	200	200	200	200
Enrollment		140	140	140	140	140	140	140	140	140	140
% of Capacity Used		70%	70%	70%	70%	70%	70%	70%	70%	70%	70%

NOTES:

- 1 - In Fiscal Year 2018, the District adjusted certain building capacities based on the results of a long-range growth analysis study conducted by an consulting firm and a long-range facilities improvement plan conducted by a construction management firm.
- 2 - A Bond Referendum was passed in November 2018. This resulted in voter approval for 5 new schools and additions and renovations to 36 existing schools and facilities.
- 3 - At the beginning of Fiscal Year 2020, the opening of Centerville Elementary School resulted in rezoning.
- 4 - Gilbert Primary's building is now the current Gilbert Elementary School.
- 5 - The former Gilbert Elementary School and Pelion Middle School buildings are currently vacant with plans for repurposing.

Source: Data has been gathered from various departments within the district. Unaudited.

Compliance



**LEXINGTON COUNTY SCHOOL DISTRICT ONE
LEXINGTON, SOUTH CAROLINA**

SUMMARY SCHEDULE OF PRIOR AUDIT FINDINGS

YEAR ENDED JUNE 30, 2022

There were no prior year audit findings.

LEXINGTON COUNTY SCHOOL DISTRICT ONE
 LEXINGTON, SOUTH CAROLINA

SCHEDULE OF FINDINGS AND QUESTIONED COSTS

YEAR ENDED JUNE 30, 2022

Section I - Summary of the Auditor's Results

Financial Statements

Type of auditor's report issued: Unmodified

Internal control over financial reporting:

Material weakness(es) identified?	<u> X </u> Yes	<u> </u> No
Significant deficiency(ies) identified that are not considered to be material weaknesses?	<u> </u> Yes	<u> X </u> None Reported
Noncompliance material to financial statements noted?	<u> X </u> Yes	<u> </u> None Reported

Federal Awards

Internal control over major programs:

Material weakness(es) identified?	<u> </u> Yes	<u> X </u> No
Significant deficiency(ies) identified that are not considered to be material weaknesses?	<u> </u> Yes	<u> X </u> None Reported

Type of auditor's report issued on compliance for major programs: Unmodified

Any audit findings disclosed that are required to be reported in accordance with 2 CFR 200.516(a)?	<u> </u> Yes	<u> X </u> No
--	-----------------------	-----------------

Identification of major programs:

<u>CFDA Number(s)</u>	<u>Name of Federal Program or Cluster</u>
84.027/84.173	Special Education Cluster
84.425	COVID-19 Education Stabilization Fund

Dollar threshold used to distinguish between type A and type B programs:	<u> \$1,093,292 </u>
--	------------------------

Auditee qualified as low-risk auditee?	<u> X </u> Yes	<u> </u> No
--	------------------	----------------------

LEXINGTON COUNTY SCHOOL DISTRICT ONE
LEXINGTON, SOUTH CAROLINA

SCHEDULE OF FINDINGS AND QUESTIONED COSTS

YEAR ENDED JUNE 30, 2022

Section II - Findings - Current Year Financial Statement Audit:

2022 - 001: Special Revenue Funds

- Condition/Criteria:** Internal controls should be in place to ensure that revenues and revenues collected in advance are properly recorded for special revenue funds based on when the corresponding expenditures are recognized in the special revenue funds.
- Context:** During the audit of the School District's financial statements, it was determined that the ROTC and Coronavirus Relief Funds had negative and positive fund balances, respectively, due to the classification of expenditures in the general ledger.
- Effect:** The School District understated expenditures for the Coronavirus Relief Funds and overstated expenditures for the General Fund by \$263,825. The School District overstated expenditures for the ROTC funds and understated expenditures for the General Fund by \$170,079.
- Cause:** Controls in place were not adequate to ensure that revenues and expenditures were accurately recorded for the ROTC and Coronavirus Relief Funds.
- Recommendation:** We recommend that the School District take steps to ensure that its processes and controls include reviewing special revenue funds' revenues and expenditures, as well as revenues collected in advance, to ensure proper recording of these items in accordance with generally accepted accounting principles.
- Response:** The District concurs with the finding and has implemented a review procedure to ensure that its processes and controls include reviewing special revenue funds' revenues and expenditures as well as revenues collected in advance, to ensure proper recording of these items in accordance with generally accepted accounting principles.

Section III - Financial Statement Findings - Compliance:

2022 - 002: CDL Compliance Testing

- Condition:** In accordance with 49 CFR §391.25, the School District is required to, at least once every 12 months, make an inquiry to obtain the motor vehicle record of each driver it employes, and review the motor vehicle record of each driver it employs. A note, including the name of the person who performed the review of the driving record and the date of such review, shall be maintained in the driver's qualification file.
- Criteria:** During the audit of the School District's financial statements, it was determined that of 30 driver records reviewed, 16 were signed and dated after the fiscal year under audit. Four of these driving records were not printed until after the fiscal year under audit.
- Cause:** The School District did not document and/or perform the required review of the driving records until after the fiscal year under audit.
- Effect:** The School District did not meet the requirements of 49 CFR §391.25 for the fiscal year under audit.
- Recommendation:** We recommend that the School District take steps to ensure that supervisors perform the required review of driving records on a timely basis, and document the name of the individual and the date of their review, maintaining a copy of the driver's qualification file.
- Response:** The District concurs with the finding and have implemented procedures to ensure that supervisors perform the required review of driving records on a timely basis, and document the name of the individual and the date of their review, maintaining a copy of the driver's qualification file.

Section IV - Findings and Questioned Costs - Major Federal Awards Programs Audit:

No matters to report.



**LEXINGTON COUNTY SCHOOL DISTRICT ONE
LEXINGTON, SOUTH CAROLINA**

CORRECTIVE ACTION PLAN

YEAR ENDED JUNE 30, 2022

Section II - Financial Statement Findings

Finding: 2022 - 001

Contact Person: Jennifer Miller, Chief Financial Officer, jmiller@lexington1.net

Corrective Action: The District concurs with the finding and has implemented a review procedure to ensure that its processes and controls include reviewing special revenue funds' revenues and expenditures, as well as revenues collected in advance to ensure proper recording of these items in accordance with generally accepted accounting principles.

Proposed Completion

Date: Prior to June 30, 2023

Section III - Financial Statement Findings - Compliance

Finding: 2022 - 002

Contact Person: Jennifer Miller, Chief Financial Officer, jmiller@lexington1.net

Corrective Action: The District concurs with the finding and has implemented procedures to ensure that supervisors perform the required review of driving records on a timely basis and document the name of the individual and the date of their review, maintaining a copy of the driver's qualification file.

Proposed Completion

Date: Prior to June 30, 2023

LEXINGTON COUNTY SCHOOL DISTRICT ONE
 LEXINGTON, SOUTH CAROLINA
 SCHEDULE OF EXPENDITURES OF FEDERAL AWARDS
 YEAR ENDED JUNE 30, 2022

LEA Subfund Number	Federal Grantor/Pass Through Grantor/Program Title	Federal Assistance Number	Pass-Through Grantor's Number	Expenditures
U.S. DEPARTMENT OF EDUCATION				
Passed-Through S.C. Department of Education:				
24300	Adult Education	84.002	22 Adult Education Federal	\$ 81,850
24340	Adult Education	84.002	22 Adult Education - Reverted Funds	16,975
	Total Adult Education			98,825
Title I Part A Cluster:				
20100	Title I Grants to Local Educational Agencies	84.010A	20 Title I - Regular	21,919
20200	Title I Grants to Local Educational Agencies	84.010A	19 Title I - Regular	432
20210	Title I Grants to Local Educational Agencies	84.010A	21 Title I - Regular	438,844
20220	Title I Grants to Local Educational Agencies	84.010A	22 Title I - Regular	2,911,953
22110	Title I Grants to Local Educational Agencies	84.010A	21 Title I N&D	1,092
23700	Title I Grants to Local Educational Agencies	84.010A	19 Title I - School Improvement	1,881
23720	Title I Grants to Local Educational Agencies	84.010A	20 Title I - School Improvement	6,883
23722	Title I Grants to Local Educational Agencies	84.010A	21 Title I - School Improvement	313,706
	Total Title I Part A Cluster			3,696,710
Special Education Cluster (IDEA):				
20340	Special Education - Grants to States	84.027A	IDEA Extended School Year	4,298 *
20350	Special Education - Grants to States	84.027A	IDEA Extended School Year	6,744 *
20400	Special Education - Grants to States	84.027A	19 IDEA	12,209 *
20420	Special Education - Grants to States	84.027A	20 IDEA	148,708 *
20421	Special Education - Grants to States	84.027A	21 IDEA	1,073,433 *
20422	Special Education - Grants to States	84.027A	22 IDEA	3,946,225 *
20430	Special Education - Grants to States	84.027A	19 IDEA Supplemental	34,427 *
20450	Special Education - Grants to States	84.027A	IDEA Private Placement Reimbursement	19,435 *
23010	COVID-19 Special Education - Grants to States	84.027X	22 ARP - IDEA	514,216 *
20500	Special Education - Preschool Grants	84.173A	21 IDEA Preschool	17,980 *
20522	Special Education - Preschool Grants	84.173A	22 IDEA Preschool	172,545 *
20530	Special Education - Preschool Grants	84.173A	19 IDEA Preschool Supplemental	8,243 *
23300	COVID-19 Special Education - Preschool Grants	84.173X	22 ARP - IDEA Preschool	1,970 *
	Total Special Education Cluster (IDEA)			5,960,433
20710	Career and Technical Education	84.048	22 CATE	13,067
20790	Career and Technical Education	84.048	22 CATE	51,412
20800	Career and Technical Education	84.048	22 CATE	204,720
20810	Career and Technical Education	84.048	22 CATE	5,206
20890	Career and Technical Education	84.048	22 CATE	137,069
20895	Career and Technical Education	84.048	22 CATE	1,188
	Total Career and Technical Education			412,662
21000	Student Support and Academic Enrichment Grants	84.424A	20 Title IV	8
21010	Student Support and Academic Enrichment Grants	84.424A	21 Title IV	185,613
21020	Student Support and Academic Enrichment Grants	84.424A	22 Title IV	44,076
	Total Student Support and Academic Enrichment Grant:			229,697
22401	Twenty-First Century Community Learning Centers	84.287C	22 21st Cent CLC Subprogram 25 - PES	123,589
22430	Twenty-First Century Community Learning Centers	84.287C	22 21st Cent CLC Subprogram 20 - FPE	65,210
	Total Twenty-First Century Community Learning Centers			188,799
23210	Education for Homeless Children and Youth	84.196A	21 McKinney-Vento Homeless	8,891
23230	Education for Homeless Children and Youth	84.196A	21 McKinney-Vento Homeless Supplement	19,169
26300	COVID-19 Education for Homeless Children and Youth	84.196A	22 ARP Homeless	15,599
	Total Education for Homeless Children and Youth			43,659
26400	English Language Acquisition Grants	84.365A	21 English Language Acquisition - Title III	80,158
26410	English Language Acquisition Grants	84.365A	19 English Language Acquisition - Title III CO	504
26420	English Language Acquisition Grants	84.365A	20 English Language Acquisition - Title III	107
26422	English Language Acquisition Grants	84.365A	22 English Language Acquisition - Title III	51,178
26430	English Language Acquisition Grants	84.365A	19 English Language Acquisition - Title III - Immigrant	35
26440	English Language Acquisition Grants	84.365A	20 English Language Acquisition - Title III - Immigrant	238
	Total English Language Acquisition Grants			132,220
26710	Supporting Effective Instruction	84.367	22 Title II Supporting Effective Instruction	383,299
26720	Supporting Effective Instruction	84.367	21 Title II Supporting Effective Instruction	224,937
	Total Supporting Effective Instruction			608,236
21800	COVID-19 Education Stabilization Fund	84.425D	ESSER III	3,934,612 *
22000	COVID-19 Education Stabilization Fund	84.425D	20 SC CARES ESSER	1,328,729 *
22500	COVID-19 Education Stabilization Fund	84.425D	21 ESSER II	2,986,969 *
	Total COVID-19 Education Stabilization Fund			8,250,310
	Total U.S. Department of Education			\$ 19,621,551

LEXINGTON COUNTY SCHOOL DISTRICT ONE
 LEXINGTON, SOUTH CAROLINA
 SCHEDULE OF EXPENDITURES OF FEDERAL AWARDS
 YEAR ENDED JUNE 30, 2022

LEA Subfund Number	Federal Grantor/Pass Through Grantor/Program Title	Federal Assistance Number	Pass-Through Grantor's Number	Expenditures
<u>U.S. DEPARTMENT OF AGRICULTURE</u>				
Passed-Through South Carolina Department of Education:				
Child Nutrition Cluster:				
Non-Cash Assistance (Commodities):				
60000	National School Lunch Program	10.555	N/A	811,212
Cash Assistance:				
60000	School Breakfast Program	10.553	N/A	3,779,236
60000	National School Lunch Program	10.555	N/A	11,128,031
60000	National School Lunch Program	10.555	N/A	590,237
60000	Summer Food Service Program for Children	10.559	N/A	264,876
60000	Summer Food Service Program for Children	10.559	N/A	25,866
	Cash Assistance Subtotal			<u>15,788,246</u>
	Total Child Nutrition Cluster			<u>16,599,458</u>
60000	Child and Adult Care Food Program	10.558	N/A	26,707
	Total U.S. Department of Agriculture			<u>16,626,165</u>
<u>U.S. DEPARTMENT OF DEFENSE</u>				
Direct Assistance:				
27210-27230	ROTC	12.000	N/A	\$ 194,575
	Total U.S. Department of Defense			<u>194,575</u>
<u>U.S. DEPARTMENT OF HEALTH AND HUMAN SERVICES</u>				
Passed-Through South Carolina Department of Education:				
86700	Cooperative Agreements to Promote Adolescent Health	93.079	Youth Risk Behavior Survey	<u>786</u>
	Total U.S. Department of Defense			<u>786</u>
	Total Federal Expenditures			<u>\$ 36,443,077</u>

* Denotes Major Programs

Note: There were no federal awards disbursed to subrecipients in the year ended June 30, 2022.

See accompanying notes to the schedule of expenditures of federal awards

**LEXINGTON COUNTY SCHOOL DISTRICT ONE
LEXINGTON, SOUTH CAROLINA**

NOTES TO THE SCHEDULE OF EXPENDITURES OF FEDERAL AWARDS

YEAR ENDED JUNE 30, 2022

A. - General

The accompanying Schedule of Expenditures of Federal Awards (the "Schedule") presents the activity of all federal award programs of Lexington County School District One, South Carolina (the "District") for the year ended June 30, 2022. All federal awards received directly from the federal agencies, as well as those passed through other government agencies, are included on the schedule.

B. - Basis of Accounting

The accompanying Schedule is presented using the modified accrual basis of accounting, which is described in Note I to the District's financial statements.

C. - Relationship to Financial Statements

Federal award expenditures are reported in the District's financial statements as expenditures in the Special Revenue Funds.

D. - Relationship to Federal Financial Reports

Amounts reported in the accompanying schedule agree with the amounts reported in the related federal financial reports except for timing differences relating to expenditures made subsequent to the filing of federal financial reports.

E. - Indirect Costs

The District elected not to use the de minimis indirect cost rate of 10%.

**INDEPENDENT AUDITOR’S REPORT ON INTERNAL CONTROL OVER FINANCIAL
REPORTING AND ON COMPLIANCE AND OTHER MATTERS BASED ON AN AUDIT OF
FINANCIAL STATEMENTS PERFORMED IN ACCORDANCE WITH *GOVERNMENT
AUDITING STANDARDS***

To the Board of Trustees
Lexington County School District One
Lexington, South Carolina

We have audited, in accordance with auditing standards generally accepted in the United States of America and the standards applicable to financial audits contained in *Government Auditing Standards* issued by the Comptroller General of the United States, the financial statements of the governmental activities, each major fund and the aggregate remaining fund information of Lexington County School District One (“the School District”), as of and for the year ended June 30, 2022, and the related notes to the financial statements, which collectively comprise the School District’s basic financial statements, and have issued our report thereon dated November 30, 2022.

Report on Internal Control over Financial Reporting

In planning and performing our audit of the financial statements, we considered the School District’s internal control over financial reporting (internal control) as a basis for designing audit procedures that are appropriate in the circumstances for the purpose of expressing our opinions on the financial statements, but not for the purpose of expressing an opinion on the effectiveness of the School District’s internal control. Accordingly, we do not express an opinion on the effectiveness of the School District’s internal control.

A deficiency in internal control exists when the design or operation of a control does not allow management or employees, in the normal course of performing their assigned functions, to prevent, or detect and correct, misstatements on a timely basis. A *material weakness* is a deficiency, or combination of deficiencies, in internal control, such that there is a reasonable possibility that a material misstatement of the entity’s financial statements will not be prevented, or detected and corrected, on a timely basis. A *significant deficiency* is a deficiency, or a combination of deficiencies, in internal control that is less severe than a material weakness, yet important enough to merit attention by those charged with governance.

Our consideration of internal control was for the limited purpose described in the first paragraph of this section and was not designed to identify all deficiencies in internal control that might be material weaknesses or significant deficiencies and therefore, material weaknesses or significant deficiencies may exist that were not identified. We identified certain deficiencies in internal control, described in the accompanying schedule of findings and questioned costs as item 2022-01 that we consider to be a material weakness.

(Continued next page)

Report on Compliance and Other Matters

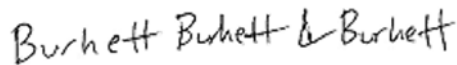
As part of obtaining reasonable assurance about whether the School District's financial statements are free from material misstatement, we performed tests of its compliance with certain provisions of laws, regulations, contracts, and grant agreements, noncompliance with which could have a direct and material effect on the financial statements. However, providing an opinion on compliance with those provisions was not an objective of our audit, and accordingly, we do not express such an opinion. The results of our tests disclosed instances of noncompliance or other matters that are required to be reported under *Government Auditing Standards* and which are described in the accompanying schedule of findings and questioned costs as item 2022-02.

The School District's Response to Findings

Government Auditing Standards requires the auditor to perform limited procedures on the School District's response to the findings identified in our audit and described in the accompanying schedule of findings and questioned costs. The School District's response was not subjected to the other auditing procedures applied in the audit of the financial statements and, accordingly, we express no opinion on the response.

Purpose of this Report

The purpose of this report is solely to describe the scope of our testing of internal control and compliance and the results of that testing, and not to provide an opinion on the effectiveness of the entity's internal control or on compliance. This report is an integral part of an audit performed in accordance with *Government Auditing Standards* in considering the entity's internal control and compliance. Accordingly, this communication is not suitable for any other purpose.



BURKETT BURKETT & BURKETT
Certified Public Accountants, P.A.
West Columbia, South Carolina
November 30, 2022

**INDEPENDENT AUDITOR'S REPORT ON COMPLIANCE FOR EACH
MAJOR PROGRAM AND ON INTERNAL CONTROL OVER COMPLIANCE
REQUIRED BY THE UNIFORM GUIDANCE**

To the Board of Trustees
Lexington County School District One
Lexington, South Carolina

Report on Compliance for Each Major Federal Program

Opinion on Each Major Federal Program

We have audited Lexington County School District One ("the School District")'s compliance with the types of compliance requirements identified as subject to audit in the OMB *Compliance Supplement* that could have a direct and material effect on each of the School District's major federal programs for the year ended June 30, 2022. The School District's major federal programs are identified in the summary of auditor's results section of the accompanying schedule of findings and questioned costs.

In our opinion, the School District complied, in all material respects, with the types of compliance requirements referred to above that could have a direct and material effect on each of its major federal programs for the year ended June 30, 2022.

Basis for Opinion on Each Major Federal Program

We conducted our audit of compliance in accordance with auditing standards generally accepted in the United States of America; the standards applicable to financial audits contained in *Government Auditing Standards*, issued by the Comptroller General of the United States; and the audit requirements of Title 2 U.S. *Code of Federal Regulations* Part 200, *Uniform Administrative Requirements, Cost Principles, and Audit Requirements for Federal Awards* (Uniform Guidance). Our responsibilities under those standards and the Uniform Guidance are further described in the Auditor's Responsibilities for the Audit of Compliance section of our report.

We are required to be independent of the School District and to meet our other ethical responsibilities, in accordance with relevant ethical requirements relating to our audit. We believe that the audit evidence we have obtained is sufficient and appropriate to provide a basis for our opinion on compliance for each major federal program. Our audit does not provide a legal determination of the School District's compliance with the compliance requirements referred to above.

Responsibilities of Management for Compliance

Management is responsible for compliance with the requirements referred to above and for the design, implementation, and maintenance of effective internal control over compliance with the requirements of laws, statutes, regulations, rules, and provisions of contracts or grant agreements applicable to the School District's federal programs.

(Continued next page)

Auditor's Responsibilities for the Audit of Compliance

Our objectives are to obtain reasonable assurance about whether material noncompliance with the compliance requirements referred to above occurred, whether due to fraud or error, and express an opinion on the School District's compliance based on our audit. Reasonable assurance is a high level of assurance but is not absolute assurance and therefore is not a guarantee that an audit conducted in accordance with generally accepted auditing standards, *Government Auditing Standards*, and the Uniform Guidance will always detect material noncompliance when it exists. The risk of not detecting material noncompliance resulting from fraud is higher than for that resulting from error, as fraud may involve collusion, forgery, intentional omissions, misrepresentations, or the override of internal control. Noncompliance with the compliance requirements referred to above is considered material if there is a substantial likelihood that, individually or in the aggregate, it would influence the judgment made by a reasonable user of the report on compliance about the School District's compliance with the requirements of each major federal program as a whole.

In performing an audit in accordance with generally accepted auditing standards, *Government Auditing Standards*, and the Uniform Guidance, we:

- Exercise professional judgment and maintain professional skepticism throughout the audit.
- Identify and assess the risks of material noncompliance, whether due to fraud or error, and design and perform audit procedures responsive to those risks. Such procedures include examining, on a test basis, evidence regarding the School District's compliance with the compliance requirements referred to above and performing such other procedures as we considered necessary in the circumstances.
- Obtain an understanding of the School District's internal control over compliance relevant to the audit in order to design audit procedures that are appropriate in the circumstances and to test and report on internal control over compliance in accordance with the Uniform Guidance, but not for the purpose of expressing an opinion on the effectiveness of the School District's internal control over compliance. Accordingly, no such opinion is expressed.

We are required to communicate with those charged with governance regarding, among other matters, the planned scope and timing of the audit and any significant deficiencies and material weaknesses in internal control over compliance that we identified during the audit.

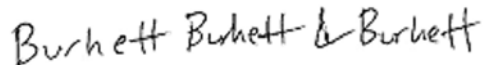
Report on Internal Control over Compliance

A deficiency in internal control over compliance exists when the design or operation of a control over compliance does not allow management or employees, in the normal course of performing their assigned functions, to prevent, or detect and correct, noncompliance with a type of compliance requirement of a federal program on a timely basis. *A material weakness in internal control over compliance* is a deficiency, or a combination of deficiencies, in internal control over compliance, such that there is a reasonable possibility that material noncompliance with a type of compliance requirement of a federal program will not be prevented, or detected and corrected, on a timely basis. *A significant deficiency in internal control over compliance* is a deficiency, or a combination of deficiencies, in internal control over compliance with a type of compliance requirement of a federal program that is less severe than a material weakness in internal control over compliance, yet important enough to merit attention by those charged with governance.

Our consideration of internal control over compliance was for the limited purpose described in the Auditor's Responsibilities for the Audit of Compliance section above and was not designed to identify all deficiencies in internal control over compliance that might be material weaknesses or significant deficiencies in internal control over compliance. Given these limitations, during our audit we did not identify any deficiencies in internal control over compliance that we consider to be material weaknesses, as defined above. However, material weaknesses or significant deficiencies in internal control over compliance may exist that were not identified.

Our audit was not designed for the purpose of expressing an opinion on the effectiveness of internal control over compliance. Accordingly, no such opinion is expressed.

The purpose of this report on internal control over compliance is solely to describe the scope of our testing of internal control over compliance and the results of that testing based on the requirements of the Uniform Guidance. Accordingly, this report is not suitable for any other purpose.



BURKETT BURKETT & BURKETT
Certified Public Accountants, P.A.
West Columbia, South Carolina
November 30, 2022

LEXINGTON COUNTY SCHOOL DISTRICT ONE
PROCUREMENT AGREED-UPON PROCEDURES
FOR THE YEAR ENDED
JUNE 30, 2022

TABLE OF CONTENTS

	<u>Pages</u>
Independent Accountants' Report on Applying Agreed-Upon Procedures	1 – 3
Agreed-Upon Procedures Findings – Attachment A	4

INDEPENDENT ACCOUNTANTS' REPORT ON APPLYING AGREED-UPON PROCEDURES

To the Board of Trustees
Lexington County School District One
Lexington, South Carolina

We have performed the procedures enumerated below on the internal procurement operating policies and procedures of Lexington County School District One (the "School District") for the year ended June 30, 2022. The School District's management is responsible for the School District's compliance with those requirements.

The School District has agreed to and acknowledged that the procedures performed are appropriate to meet the intended purpose of determining whether the procurement procedures were in compliance with the School District's Procurement Code and its ensuing regulations, in all material respects. This report may not be suitable for any other purpose. The procedures performed may not address all the items of interest to a user of this report and may not meet the needs of all users of this report and, as such, users are responsible for determining whether the procedures performed are appropriate for their purposes.

The procedures and associated findings are as follows:

1. We obtained answers to the South Carolina State Fiscal Accountability Authority's (the "Authority") questionnaire for evaluating internal control efficiency and effectiveness of the School District's Procurement Operations and evaluated those answers.
2. We inquired of the School District concerning any transactions between Foundations, Eleemosynary or 501(c)(3) groups affiliated with the School District and any gifts between these entities to determine if the transactions were subject to the School District's Procurement Code.
3. We reviewed the Minority Business Enterprise Utilization annual plans ("MBE Plans") to determine if they were submitted to and approved by the Board of Trustees timely, that they contained the components required by the School District's Procurement Code, and that the periodic progress reports were filed timely.

4. We reviewed the School District's Purchasing Card Program Policies and Procedures to confirm the establishment of internal controls and cardholder spending limits and ensured that adequate separation of duties exists between cardholder purchases and the review/approval of these purchases prior to payment. We also determined that the School District has a training program for new card holders and liaisons and the School District had no unassigned cards other than those permitted by the School District's Purchasing Card Program Policies and Procedures. We reviewed a two-month sample of procurement card purchases during the fiscal year for potential splitting, to ensure proper authorization was obtained for purchases greater than \$2,000, to ensure proper competition was solicited for purchases greater than \$2,500, and to determine if they were being managed in compliance with the School District's Procurement Code and Purchasing Card Program Policies and Procedures.

The results of this procedure disclosed four (4) instances of noncompliance, which are described in Attachment A.

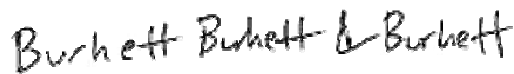
5. The School District did not have any blanket purchase agreement files during the year ended June 30, 2022.
6. We reviewed a block sample of two hundred (200) numerical purchase orders for each fiscal year to check for splitting of vendors, favored vendors, and any questionable procurements.
7. We reviewed all the School District's procurements of revenue generating contracts to determine that they were done in accordance with the School District's Procurement Code. We noted the School District did not have any revenue generating contracts during the year ended June 30, 2022.
8. We reviewed 100% of unauthorized procurements for the year ended June 30, 2022, to determine if they were properly addressed and authorized in accordance with the School District's Procurement Code.
9. We reviewed copies of all sole source and emergency procurements. Determinations and Findings and related purchased orders or vouchers for the year ended June 30, 2022, to determine that each procurement transaction was adequately explained and appropriate, properly approved, and accurately reported.
10. We reviewed all trade-in files to determine that proper approval was obtained and that the trade-in was accurately reported. The School District did not have any trade-ins during the year ended June 30, 2022.
11. We selected a sample of five (5) disposals and sales of surplus property, to determine that they were handled in accordance with the School District's Procurement Code.

12. We selected and tested a sample of sixty (60) procurement transactions for the year ended June 30, 2022. These procurements were tested for compliance with the Authority's standard matrix.
13. Eight (8) of the procurements selected were tested for compliance with the Authority's Major Construction matrix, and the School District's Procurement Code, and zero (0) of the procurements selected were tested for compliance with the Authority's A&E and Related Professional Services matrix.
14. We selected and tested change orders from the applicable construction projects selected for testing.
15. We inquired of the School District concerning the use of Indefinite Delivery Contracts. The School District did not have any Indefinite Delivery Contracts for the year ended June 30, 2022.

We were engaged by the School District to perform this agreed-upon procedures engagement and conducted our engagement in accordance with attestation standards established by the American Institute of Certified Public Accountants. We were not engaged to and did not conduct an examination or review engagement, the objective of which would be the expression of an opinion or conclusion, respectively, on the School District's procurement procedures. Accordingly, we do not express such an opinion or conclusion. Had we performed additional procedures, other matters might have come to our attention that would have been reported to you.

We are required to be independent of the School District and to meet our other ethical responsibilities, in accordance with the relevant ethical requirements related to our agreed-upon procedures engagement.

This report is intended solely for the information and use of the Board of Trustees and management of the School District, the State Fiscal Accountability Authority, Division of Procurement Services, Office of Audit & Certification, and their designees, and is not intended to be and should not be used by anyone other than those specified parties.



Burkett Burkett & Burkett
Certified Public Accountants, P.A.
West Columbia, South Carolina
November 28, 2022

LEXINGTON COUNTY SCHOOL DISTRICT ONE
LEXINGTON, SOUTH CAROLINA
PROCUREMENT AGREED-UPON PROCEDURES

AGREED-UPON PROCEDURES FINDINGS – ATTACHMENT A
FOR THE YEAR ENDED JUNE 30, 2022

Our agreed-upon procedures engagement has produced the following findings and recommendations with regard to the Lexington County School District One’s Procurement Code and Regulations (“Procurement Code”):

Finding 2022-1: The auditor found multiple Procurement Card transactions for students, their families, and employees in need with no supporting documentation other than the purchase receipts.

Recommendation 2022-1: We recommend that the School District create a standardized form detailing the need to use funds provided by local organizations to assist students, their families, and employees. This form should be signed by all parties involved.

Finding 2022-2: The auditor found multiple Procurement Card transactions for educational supplies and materials that could have been purchased through state and district contracts and documentation was not provided to explain the use of an alternative supplier.

Recommendation 2022-2: We recommend that the School District disallows the purchase of educational supplies and materials using a Procurement Card unless approval has been received from the Procurement Director.

Finding 2022-3: The auditor found a single Procurement Card transaction in which an item was shipped to an employee’s house instead of the school.

Recommendation 2022-3: We recommend that the School District ensure that employees are aware of the requirement for all Procurement Card purchases to be shipped to the school.

Finding 2022-4: The auditor found a single Procurement Card transaction in which a subscription service with terms and conditions was purchased without CFO approval.

Recommendation 2022-4: We recommend that the School District ensures that employees are aware of the requirement that all software and other agreements with terms and conditions require CFO signature approval.



**LEXINGTON COUNTY SCHOOL DISTRICT ONE
LEXINGTON, SOUTH CAROLINA**

**PROCUREMENT AGREED-UPON PROCEDURES
CORRECTIVE ACTION PLAN**

YEAR ENDED JUNE 30, 2022

Finding 2022-1

Management Response 1: We have developed a new assistance acknowledgement form along with guidelines for the schools to follow when purchasing items related to students, their families, and employees in need of assistance. This supporting documentation will be maintained along with the purchase receipts. This form will be implemented December 1, 2022.

Finding 2022-2

Management Response 2: We have reviewed our internal guidelines related to purchases being made on state contracts. As the District is not required per our procurement code to purchase supplies and materials on state contract, our internal policy will be updated to include wording that the District will utilize state contracts to the best extent possible. When a state contract is not used, end users will be required to obtain written approval from the procurement director and provide documentation to support that the item was purchased at a lower price or in a more timely manner from an alternative supplier. The guidelines will be updated and effective December 1, 2022.

Finding 2022-3

Management Response 3: We are requiring all users of the purchase card to sign a form that serves as formal notification to them and agreement to follow district guidelines. Violation of the guidelines may result in further disciplinary action. This may include a letter of reprimand in the personnel file, loss of rights to use the purchase card, up to dismissal from employment. The forms will be distributed by and effective on December 1, 2022.

Finding 2022-4

Management Response 4: We are requiring all users of the purchase card to sign a form that serves as formal notification to them and agreement to follow district guidelines. Violation of the guidelines may result in further disciplinary action. This may include a letter of reprimand in the personnel file, loss of rights to use the purchase card, up to dismissal from employment. The forms will be distributed by and effective on December 1, 2022.

LEXINGTON COUNTY SCHOOL DISTRICT ONE

June 30, 2022 Audit

Report to Board of Trustees

December 13, 2022



REPORT TO BOARD OF TRUSTEES

- ▶ Required Auditor Communications
- ▶ Procurement Engagement
- ▶ Summary of Financial Information
- ▶ Questions and Comments

REQUIRED AUDITOR COMMUNICATIONS

Management's Responsibilities:

- ▶ Preparing the financial statements
- ▶ Designing, implementing and maintaining internal controls
 - ▶ Financial reporting
 - ▶ Compliance
- ▶ Compliance with laws, regulations, contracts and grant agreements
- ▶ Evaluate District's ability to continue as a going concern

REQUIRED AUDITOR COMMUNICATIONS

Auditor's Responsibilities:

- ▶ Performing audits in accordance with:
 - ▶ Generally accepted auditing standards
 - ▶ *Government Auditing Standards*
 - ▶ Uniform Guidance
- ▶ Maintain independence and meet ethical responsibilities
- ▶ Evaluate District's ability to continue as a going concern

REQUIRED AUDITOR COMMUNICATIONS

Auditor's Responsibilities:

- ▶ Obtain reasonable assurance about whether the financial statements as a whole are free from material misstatement
 - ▶ High level of assurance, but not absolute
 - ▶ Risk of not detecting material misstatement due to fraud is higher than one due to error
 - ▶ Collusion
 - ▶ Forgery
 - ▶ Intentional omissions
 - ▶ Misrepresentations
 - ▶ Override of internal control

REQUIRED AUDITOR COMMUNICATIONS

Auditor's Responsibilities:

- ▶ Exercise professional judgment and maintain professional skepticism throughout the audit
- ▶ Identify and assess risks of material misstatement and perform audit procedures responsive to those risks
- ▶ Obtain an understanding of internal control
- ▶ Evaluate accounting policies used and the reasonableness of significant estimates

REQUIRED AUDITOR COMMUNICATIONS

Three Reports:

- ▶ An unmodified opinion on the financial statements
- ▶ One deficiency in internal controls over financial reporting that was considered material to the financial statements and one finding on compliance
- ▶ An unmodified opinion on compliance for major federal awards

REQUIRED AUDITOR COMMUNICATIONS

Internal Controls Over Financial Reporting and Compliance:

- ▶ *Deficiency in internal control*: design or operation of a control does not allow management or employees, in the normal course of performing their assigned functions, to prevent, or detect and correct, misstatements on a timely basis.

REQUIRED AUDITOR COMMUNICATIONS

Internal Controls Over Financial Reporting and Compliance:

- ▶ *Material weakness*: deficiency, or combination of deficiencies, in internal control, such that there is a reasonable possibility that a material misstatement of the entity's financial statements will not be prevented, or detected and corrected, on a timely basis.

REQUIRED AUDITOR COMMUNICATIONS

Internal Controls Over Financial Reporting and Compliance:

- ▶ *Significant deficiency*: deficiency, or combination of deficiencies, in internal control, such that is less than severe than a material weakness, yet important enough to merit attention by those charged with governance.

REQUIRED AUDITOR COMMUNICATIONS

Material Weaknesses in Internal Control:

- ▶ 2022-001: Special Revenue Funds
 - ▶ During the audit, it was determined that the ROTC and Coronavirus Relief Funds (CRF) had negative and positive fund balances, respectively, due to the classification of expenditures in the general ledger.
 - ▶ CRF funds: expenditures understated by \$263,825
 - ▶ ROTC funds: expenditures overstated by \$170,079
 - ▶ Corrected during audit by reclassification of expenditures from/to General Fund

REQUIRED AUDITOR COMMUNICATIONS

Material Weaknesses in Internal Control:

- ▶ 2022-002: CDL Compliance Testing
 - ▶ During the audit, it was determined that the District did not comply with 49 CFR §391.25 in documenting the review of bus drivers' driving records for 16 of 30 driving records we reviewed. Additionally, four of the driving records were not printed until after the fiscal year under audit.

REQUIRED AUDITOR COMMUNICATIONS

- ▶ There were no significant changes in accounting policies for the year ended June 30, 2022.
- ▶ During fiscal year 2022, the District implemented the guidance in GASB Statement 87, *Leases*, for accounting and reporting leases. The District determined that the intangible right-to-use assets and lease liabilities are not material to the financial statements as of June 30, 2022.

REQUIRED AUDITOR COMMUNICATIONS

- ▶ We had no disagreements with management in performing our engagements.
- ▶ We are not aware of any consultations with other independent accountants regarding our audits.
- ▶ No issues were discussed prior to our retention as the District's independent auditors.

REQUIRED AUDITOR COMMUNICATIONS

- ▶ There were no significant difficulties encountered in performing our audits.
- ▶ We received full cooperation from District personnel.

PROCUREMENT ENGAGEMENT

Under SC Code Section 11-35-5340, South Carolina School Districts with annual budgeted expenditures of at least \$75 million must have a “procurement audit” performed every three years by an audit firm approved by the State Fiscal Accountability Authority’s Division of Procurement Services (“SFAA DPS”).

PROCUREMENT ENGAGEMENT

The Office of Audit & Certification (OAC) of the SFAA DPS has provided a list of agreed upon procedures (AUPs) for South Carolina School District auditors to perform. Practitioners are required to follow these procedures. Findings identified must be included in the report, along with recommendations to bring the District's procurement system into compliance.

PROCUREMENT ENGAGEMENT

- ▶ July 1, 2021 to June 30, 2022
- ▶ Determine whether procurement procedures complied with District's procurement code
- ▶ Received District's responses to State Fiscal Accountability Authority's internal controls over procurement questionnaire

PROCUREMENT ENGAGEMENT

- ▶ Sampling included:
 - ▶ Two month sample of procurement card purchases
 - ▶ Block sample of two hundred numerical purchase orders
 - ▶ Five disposals and sales of surplus property
 - ▶ 60 procurement transactions
 - ▶ Eight procurements relating to major construction
 - ▶ Change orders from construction projects

PROCUREMENT ENGAGEMENT

- ▶ We also reviewed 100% of:
 - ▶ Sole source and emergency procurements
 - ▶ Unauthorized procurements
- ▶ We had four findings from our procurement engagement

PROCUREMENT ENGAGEMENT

- ▶ Finding 2022-1: The auditor found multiple Procurement Card transactions for students, their families, and employees in need with no supporting documentation other than the purchase receipts.
- ▶ Recommendation: Create a standardized form detailing the need to use funds provided by local organizations to assist students, their families, and employees, and the form should be signed by all parties involved.

PROCUREMENT ENGAGEMENT

- ▶ Finding 2022-2: The auditor found multiple Procurement Card transactions for educational supplies and materials that could have been purchased through state and district contracts and documentation was not provided to explain the use of an alternative supplier.
- ▶ Recommendation: Disallow the purchase of educational supplies and materials using a Procurement Card unless approval has been received from the Procurement Director.

PROCUREMENT ENGAGEMENT

- ▶ Finding 2022-3: The auditor found a single Procurement Card transaction in which an item was shipped to an employee's house instead of the school.
- ▶ Recommendation: Ensure that employees are aware of the requirement for all Procurement Card purchases to be shipped to the school.

PROCUREMENT ENGAGEMENT

- ▶ Finding 2022-4: The auditor found a single Procurement Card transaction in which a subscription service with terms and conditions was purchased without CFO approval.
- ▶ Recommendation: Ensure that employees are aware of the requirement that all software and other agreements with terms and conditions require CFO approval.

FINANCIAL INFORMATION

- ▶ General fund balance increased \$8.2 million in FY 2022
 - ▶ General fund revenues increased by \$12.2 million, including \$11.1 million in additional state revenues and \$811 thousand in additional local property taxes (no increase in millage)
 - ▶ General fund expenditures increased by \$17.3 million, including \$10.6 million to provide one-time payments to employees related to COVID-19.

FINANCIAL INFORMATION

- ▶ General fund balance was \$86.8 million as of June 30, 2022. This includes:
 - ▶ \$1.1 million of prepaid items
 - ▶ \$10.2 million assigned for FY 2023 budget
 - ▶ \$75.5 million unassigned

FINANCIAL INFORMATION

- ▶ Unassigned general fund balance of \$75.5 million represents 25.1 percent of fiscal year 2022 general fund expenditures
- ▶ Exceeds district policy requiring a minimum of 7 percent of general fund budget to be held in fund balance
- ▶ GFOA recommends a minimum of 16.7 percent (two months)

FINANCIAL INFORMATION

- ▶ Government-wide Statement of Net Position shows a deficit balance in net position of \$351.5 million
 - ▶ Overall increase in net position of \$13.8 million
 - ▶ Reflects the effects of the School District's allocation of net pension liability of \$352.4 million and net OPEB liability of \$417.4 million

FINANCIAL INFORMATION

- ▶ Government-wide Statement of Net Position
 - ▶ Capital assets, net of \$825.3 million are up \$52 million, due to ongoing construction projects from 2018 bond referendum
 - ▶ Net long-term bond obligations of \$692.5 million are down \$32.3 million, due to principal payments

QUESTIONS AND COMMENTS



*Superintendent's
Update*

December 13, 2022



Diagram Source:
<https://www.propelnonprofits.org/resources/board-roles-responsibilities/>

Our Roles

BOARD FOCUS

Set impactful strategic goals

Monitor progress indicators

STAFF FOCUS


Implement strategic priorities

Address day-to-day operations



Key Performance Indicators - KPIs

Soon, the board needs to identify 5–8 indicators of progress that can be conveyed easily to the public. (Examples below.)

1. Teacher, staff, student, and parent satisfaction rates
 2. Number of schools moving upward in School Report Card Ratings
 3. Increase in percentage of students meeting growth goals
 4. Increase in percentage of students performing on grade level
 5. Increase in seniors meeting career or college readiness indicators
 6. Increase in SAT, ACT or National Merit Semi-finalists
- 



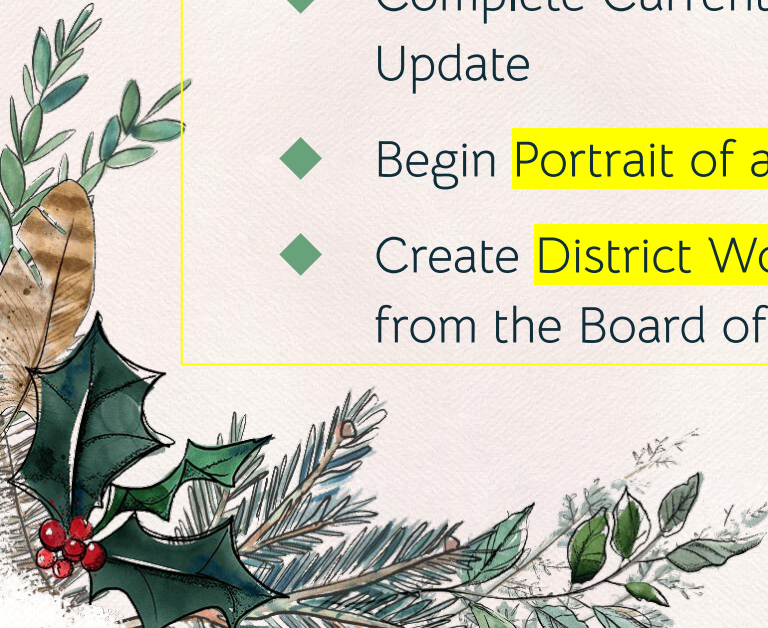
Strategic Planning - 3 Big Parts

1. Launch LCSD 1 Profile of a Graduate Work
2. Prepare interim, 2023-24 Work Plan
3. Launch a new, 5-year Strategic Plan effort

Note: School Renewal Plans
are due to SDE in April



High-Level Timeline

- 
- Spring 2023
 - ◆ Complete Current District and School Strategic Plan Update
 - ◆ Begin **Portrait of a Graduate** Work
 - ◆ Create **District Work Plan (Bridge Plan)** with Support from the Board of Trustees



High-Level Timeline

→ Summer 2023

◆ Create School Work Plans

→ Fall 2023

◆ Launch District and School Work Plans

◆ Begin **New Strategic Plan** Process



DRAFT - BOARD ANNUAL WORK CALENDAR, 2023

Month	BOARD ACTION (OR)	Outcomes Instructional or Operational	Fiscal and Capital Management	Human Resources
JAN	<ul style="list-style-type: none"> Initiate 5-year Strategic Plan process Board of Trustees Meeting Calendar 1st reading Annual Board Work Calendar Annual Policy Review Calendar Strategic Plan Process Review (2023 only) 	<ul style="list-style-type: none"> Building program status Dates for completion of New Board Member Orientation Review 180-day deliverables draft <p>Winter interim benchmark tests Scheduling Summer work</p> <p>Note: Board Appreciation Month and Board Ethical Principles signing</p>	<ul style="list-style-type: none"> FY24 Budget Overview Instructional software renewal evaluation and budgeting Calendar Year End Reporting - W2s 	<ul style="list-style-type: none"> Review FY24 personnel contractual timelines GBEA First Reading GBEAA-R-removal <p>Teacher Recruitment Fair ACA Reconciliation 1095-C distribution</p>
FEB	<ul style="list-style-type: none"> 2022-23 Key Performance Indicators Mid-year board/ superintendent performance review Complete "B" Policy revisions 	<ul style="list-style-type: none"> Mid-year student progress check 90-day deliverables report 	<ul style="list-style-type: none"> Budget Planning 	<p>GBEA Second Reading GBEAA-R-removal</p>
MAR	<ul style="list-style-type: none"> Update on new 5-year Strategic Plan Plan process Approval FY'24 Administrator contracts 	<ul style="list-style-type: none"> Completion review: previous 5-year Strategic Plan 	<ul style="list-style-type: none"> Budget Planning 	<p>Administrator (SLT, Directors, Principals) Contracts approved by the Board 2023-24</p>
APR	<ul style="list-style-type: none"> FY '24 Budget FY '24 Certified Contracts 			<ul style="list-style-type: none"> Certified Contracts (Coordinators, Assistant Principals, Assistant Directors, Directors of School Counseling, Teachers,

Link to [Annual Board Work Calendar DRAFT](#)

DRAFT - BOARD ANNUAL WORK CALENDAR, 2023

BOARD

SUPERINTENDENT AND STAFF

Month	BOARD ACTION (OR)	Outcomes Instructional or Operational	Fiscal and Capital Management	Human Resources
JAN	<ul style="list-style-type: none"> ● Initiate 5-year Strategic Plan process ● Board of Trustees Meeting Calendar 1st reading ● Annual Board Work Calendar ● Annual Policy Review Calendar ● Strategic Plan Process Review (2023 only) ● Attend Employee Recruitment Fair 	<ul style="list-style-type: none"> ● Building program status ● Review 180-day deliverables draft ● Winter interim benchmark tests, Fall EOC testing , ACCESS for ML assessment ● Scheduling Summer work ● Begin summer camp planning ● TOY communications and TOY event planning ● Academic calendar development ● First reading Policy JICA, JICA-R Dress Code <p>Note: Board Appreciation Month and Board Ethical Principles signing</p>	<ul style="list-style-type: none"> ● FY24 Budget Overview ● Instructional software renewal evaluation and budgeting ● Calendar Year End Reporting - W2s ● Instructional software renewal evaluation and budgeting ● Budget Planning capital improvements, maintenance, furniture needs ● Construction/design meetings ● First Reading Policy DB Annual Budget 	<ul style="list-style-type: none"> ● Review FY24 personnel contractual timelines ● GBEA First Reading ● GBEAA-R-removal ● Teacher Recruitment Fair ● ACA Reconciliation ● 1095-C distribution ● Certified Letters of Intent
FEB	<ul style="list-style-type: none"> ● 2022-23 Key Performance Indicators ● Mid-year board/superintendent performance review ● Complete "B" Policy revisions ● SCSBA Annual Convention ● New Board Member 	<ul style="list-style-type: none"> ● Mid-year student progress check ● 90-day deliverables report ● Nursing staff prep for summer programmings ● Continued TOY preparations ● District & school website management, PR and social media engagement ● Superintendent Listening 	<ul style="list-style-type: none"> ● Budget Planning ● Department and School budget spreadsheets ● Scheduling summer work ● Continued budget planning for capital improvements, maintenance, furniture needs ● Calendar year end 1099's 	<ul style="list-style-type: none"> ● GBEA Second Reading ● GBEAA-R-removal ● FTE & Ratio Planning ● Major efforts in recruiting & hiring ● Retirement seminars

Month	BOARD ACTION (OR	Outcomes Instructional or Operational	Fiscal and Capital Management	Human Resources
	<ul style="list-style-type: none"> • Orientation • Policy Approvals • Approve Annual Board Work Calendar 	<ul style="list-style-type: none"> • sessions • First Reading Cell Phone Policy 		
MAR	<ul style="list-style-type: none"> • Update on new 5-year Strategic Plan Plan process • Approval FY'24 Administrator contracts • Budget work 	<ul style="list-style-type: none"> • Completion review: previous 5-year Strategic Plan • Graduation Planning • TOY Event • ACT, SAT and Career-readiness testing • Staff health screenings 	<ul style="list-style-type: none"> • Budget Planning <ul style="list-style-type: none"> • Continued budget planning for capital improvements, maintenance, furniture needs • CDRC Federal Reporting 	<ul style="list-style-type: none"> • Administrator (SLT, Directors, Principals) Contracts approved by the Board 2023-24 • Finalize Certified & Admin recommendations • Support Staff letters of intent • Deadline for intent to retire (3/15)
APR	<ul style="list-style-type: none"> • FY '24 Budget • FY '24 Certified Contracts • 3rd Quarter (135 day) review • Attend Special Education Graduation • SCSBA Day at the Capital 	<ul style="list-style-type: none"> • Strategic Plan: Updates of district and school plans sent to SCDE • Retiree Banquet and celebration preparations • School Choice/Special Permisssions 	<ul style="list-style-type: none"> • Budget Planning • Finalize furniture needs 	<ul style="list-style-type: none"> • Certified Contracts (Coordinators, Assistant Principals, Assistant Directors, Directors of School Counseling, Teachers, Psychologists, Speech-Language Pathologists, Instructional Coaches, School Librarians, School Counselors) approved by the Board 2023-24 • Deadline for internal

Month	BOARD ACTION (OR	Outcomes Instructional or Operational	Fiscal and Capital Management	Human Resources
				transfers (4/28)
MAY	<ul style="list-style-type: none"> Finalize FY '23-24 Budget Second Reading - 24 Budget 	<ul style="list-style-type: none"> Summer Program Overview SC Ready testing and Spring EOCs Retiree Banquet Graduation Preparation Route/Ridership 	<ul style="list-style-type: none"> Budget Planning Mobilize for extensive summer renovations Work with State to remove surplus Evaluate instructional technology professional learning needs for upcoming year 	<ul style="list-style-type: none"> Submit ADEPT Contract Deadline 5/10
JUNE	<ul style="list-style-type: none"> Year-end KPI review Approve 2024-25 academic calendar Board performance review Public Hearing - 23-24 budget and Third reading approval of 23-24 budget Attend Graduations 6/3-4 	<ul style="list-style-type: none"> Graduations Summer camps End-of-year school work plan reviews and plan drafting Summer PL/Summer Leadership Series Website updates/staff updates Update Student and Employee handbooks Mental Health Wellness data review Transcripts/Final audits Curriculum development and revisions 	<ul style="list-style-type: none"> Finalizing '23-24 Budget 22-23 fiscal year end closeout New year Business Plus open Powerschool rollover Online registration Device collection Coordinating and executing relocations Federal fund claims 	<ul style="list-style-type: none"> PADEPP Final Conferences Annual substitute onboarding Finalize nursing staff
JULY	<ul style="list-style-type: none"> Strategic Plan Update: LCSD 1 Profile of a Graduate Review Annual Board 	<ul style="list-style-type: none"> Summer PL Institute, Leading as One, Nuts & Bolts Summer camps Curriculum 	<ul style="list-style-type: none"> Federal funding plan submissions Track summer work (capital improvements and 	<ul style="list-style-type: none"> Process work visas Adept training Teacher Induction Institute C1 Employee Status

Month	BOARD ACTION (OR	Outcomes Instructional or Operational	Fiscal and Capital Management	Human Resources
	Work Calendar <ul style="list-style-type: none"> • Approve local board approved courses • Attend Leading as One breakfast 	development/revisions <ul style="list-style-type: none"> • Identify local board approved courses • Design #Lex1Back2School social media campaign • New school year theme design • Update handbooks • Safety trainings start for new school year • Special permissions • Enrollments • Staff CPR training • Route/Ridership 	yearly district maintenance) <ul style="list-style-type: none"> • Relocations • Oversee placement of new furniture • Software integration prep/deploymnet • Online registration • Audit preparation • Finance handbook updates • Procurement contract reviews 	sheets <ul style="list-style-type: none"> • GBEC & Code of Excellence •
AUG	<ul style="list-style-type: none"> • Back-to-school updates • Attend SCSBA school law conference • Attend New Employee Orientation 	<ul style="list-style-type: none"> • BOY school work plan review, walkthrough and plan editing • Fall benchmarks • Back to school promotions and first day of school highlights • Update School Facts Sheets and Quick Facts • Enrollments • Immunization Reports • Route/Ridership • Safety drills/training continues 	<ul style="list-style-type: none"> • Finish summer work (capital improvements and yearly district maintenance) • Budget planning for capital improvements • Rezoning begins? • First payroll preparation • Food service eligibility 	<ul style="list-style-type: none"> • New Employee Orientation • Finalize hiring for Fall semester and place staff as necessary • New employee benefits onboarding
SEPT	<ul style="list-style-type: none"> • Operations: Long-term needs, financing plan review • Attend Adult Education Graduation 	<ul style="list-style-type: none"> • TOY voting (move to appropriate monty) • New course requests due • Meet w/school PR correspondents 	<ul style="list-style-type: none"> • Tracking building plan, construction meetings, etc • Rezoning • Audit fieldwork 	<ul style="list-style-type: none"> • C2/3 Employee status sheets • Finalize evaluation settings & teams

Month	BOARD ACTION (OR	Outcomes Instructional or Operational	Fiscal and Capital Management	Human Resources
		<ul style="list-style-type: none"> • Student flu shot clinics • Fall T.M. assesment • Safety drills/training continues 		
OCT	<ul style="list-style-type: none"> • State, national assessment results • Set annual policy review calendar • Superintendent's evaluation/contract • SCSBA Workshops, regional meeting 	<ul style="list-style-type: none"> • School reading plans due to SCDE • CogAT/ITBS, PSAT testing • School Reports released/data analyzed • Course catalog revisions completed for next school year • School improvement designations released • TOY honors/recognitions, prep for TOY finalists • Fall T.M. assessment • Student flu shot clinics 	<ul style="list-style-type: none"> • Tracking building program, construction, etc • Rezoning • Audit fieldwork • Financial Statement Review 	<ul style="list-style-type: none"> • Open enrollment for benefits • Support Staff Open House
NOV	<ul style="list-style-type: none"> • (Election Years - Oath of office, New board member orientation) 	<ul style="list-style-type: none"> • Begin third grade retention conversations • Next year's course catalog is released • TOY preparations/communications 	<ul style="list-style-type: none"> • Tracking building plan, construction, etc. • Audit fieldwork • Financial Statement Review 	<ul style="list-style-type: none"> • Aspiring AP Cohort Applications
DEC	<ul style="list-style-type: none"> • Annual Audit Report • 5-year Strategic Plan Review, Modification • Draft strategic goals, budget priorities • Election of Officers in Election year 	<ul style="list-style-type: none"> • Graduation Check-ins • Fall EOC testing • Highlight TOY finalists 	<ul style="list-style-type: none"> • Annual Audit Presentations • End of fiscal year Business Plus rollover • Budget planning begins 	<ul style="list-style-type: none"> • Hiring for next year ramps up • 90 day probationary evaluations due

Month	BOARD ACTION (OR	Outcomes Instructional or Operational	Fiscal and Capital Management	Human Resources
	<ul style="list-style-type: none"> SCSBA Legislative Advocacy Conference & Delegate Assembly 			

Items for Information

Assuring Adherence to New Requirements	Online Board Agenda Procurement Update	Fiscal Year 2023-24 (FY-24) Budget Timeline
<ul style="list-style-type: none">● Partisanship Curriculum● 30-minute unencumbered planning time● Flag and motto displayed	<p><i>Jennifer Miller, C70</i></p> <ul style="list-style-type: none">● Initial solicitation● Current status● Projected timeline	<p><i>Jennifer Miller, C70</i></p> <ul style="list-style-type: none">● Share budget timeline document● Budget Workshop upcoming● Board members - there will be an opportunity to submit specific questions as we get into the process

BUDGET TIMELINE

■ December

- Budget planning meetings - Finance Department
- Preparing google budget sheets
- Calendarizing Senior Leadership Team (SLT) budget meetings

■ January

- Projected enrollment given to Human Resources
- Initial meeting with Budget Advisory Council (BAC) meeting
- SLT collaboration with principals and division leaders on budget priorities
- Gathering recommendations from board members (workshop)

■ February

- BAC meeting
- Assessment of “what works”
- SLT sets budget priorities
- Board reviews budget priorities
- Principals to complete google budget sheets

■ March

- SLT to complete google budget sheets
- Obtain updated information from County Auditor to finalize local revenue projections

BUDGET TIMELINE

■ April

- Revisit revenue projections
- Board Budget Workshop - First Reading April 25, 2023

■ May

- Revisit revenue projections
- Board Meeting - Second Reading - May 16, 2023

■ June

- Revisit revenue projections
- Board meeting - Third Reading and Public Hearing - June 13, 2023



Brief Overview - Lexington One Educational Foundation

Julie Anderson Washburn, Executive Director



Closing



Grants Awarded 2022-23 *(since July 1, 2022)*

As a source of growth and support for Lexington County School District One, the Educational Foundation's mission is to support education and enrich the quality of life in our community by raising and managing funds.

	School, Dept. or Individual	Grant Award	No. of Awards	Student/Individual Impact*	Amount Funded
1	Instructional Services (4 Elementary Schools - NPES, PES, RCES & WKES)	STEM Grant for Computer Science Immersion Elementary Schools	4	2981	\$ 10,000
2	School Teams (BMS, LMS, PMS, PHMS, WKMS, LTC, RBHS, WKHS)	Michelin VEX Robotics Grants	8	129	\$10,000
3	Instructional Services (All high schools - GHS, LHS, PHS, RBHS & WKHS)	Bucks for Books Grants <i>(Support for 9th Grade Reading Recovery at all 5 high schools)</i>	5	600	\$ 6,750
4	Special Services (students ages 3-5 years)	Grant for Early Childhood Developmental Screening Center	1	200	\$ 4,500
5	International Teachers (new)	International Teacher Grants	15	1,821	\$ 13,933
6	Teachers	Michelin Golden Apple Teacher Grants (Fall)	8	2338	\$ 2,000
7	Teachers	Michelin Golden Apple Teacher Grants (Spring)	13	1378	\$3,173
8	Graduating Seniors	Scholarship Awards	15	14	\$ 14,000
9	Graduating Seniors with high financial need	Dorm Room & Academic Supplement Grants	9	9	\$ 7,200
10	Teachers/Staff and their families	LEAP Emergency Assistance	8	16	\$ 8,538
11	Students and their families	LEAP Emergency Assistance	3	12	\$ 4,103

12	Students and/or their families	Caring Heart Fund Grant	28	272	\$ 5,656
13	Teachers	Caring Heart Fund Grant	1	1	\$ 47
14	Students (multilanguage learners)	ESOL Fund Grant	6	124	\$ 556
TOTAL			124	9895	\$ 90,456
			Grants	Student Impact	Investment

*Some numbers are estimated based on projected numbers for FY2022-23.

501(c)(3) nonprofit foundation (EIN: 57: 1025465)

LEXINGTON COUNTY SCHOOL DISTRICT ONE
Lexington, South Carolina

AGENDA ITEMS ANALYSIS

BOARD MEETING DATE: December 13, 2022

BOARD AGENDA ITEM: 13.1

SUBJECT: Introduction-Policy JICA Dress Code, Administrative Rule JICA-R

BACKGROUND INFORMATION

Lexington One's dress code policy was last updated in March 2004. This topic was initially discussed in the superintendent's student advisory council. District administration created a focus group of administrators and teachers to conduct an internal review of the current policy, collect stakeholder feedback and research/review updated policies from around the state and nation. Throughout the 2021-22 school year and this fall, members of this group engaged with Student Advisory Council, Parent Advisory Council, Teacher Leadership Council and school administrators. The feedback collected from these groups, along with our review of updated dress code policies guided our recommended revisions to policy JICA and administrative rule JICA-R.

ADMINISTRATIVE CONSIDERATION

The administration has reviewed this work and believes the recommended changes provide necessary and appropriate updates to our existing board policy and administrative rule.

ADMINISTRATIVE RECOMMENDATIONS

The administration intends to bring back the policy and administrative rule for first reading in January 2023.

Policy JICA Dress Code _ **DRAFT**

Issued 3/04, **12/22**

Purpose: To establish the basic structure for determining appropriate dress standards for students.

Although the responsibility for the dress and appearance of the students will rest with individual students and parents, the administration is authorized to establish administrative rules and regulations as necessary to ensure that students are **dressed** properly (JICA-R). ~~attired (JICA-R).~~

Students will dress in appropriate clothing that follows the district dress code policy. Logos or clothing that promotes alcohol, drugs, tobacco, hate, gang affiliation, nudity, violence, or profanity is not allowed. No clothing or accessories are allowed to disrupt the educational process. The administration reserves the right to determine what is appropriate for school.

~~Parents/Legal guardians have the right to determine how the student will dress providing that such attire is not destructive to school property, complies with requirements for health and safety and does not interfere with or disrupt the educational process or environment or pose a likelihood of such interference or disruption. The administration is authorized to take action in instances where an individual's dress does not meet the stated requirements.~~

Enforcement of the dress code will be handled with dignity, discretion, and respect toward all students by school staff members throughout the district.

The above policy does not mean that student, faculty or parent groups may not recommend appropriate dress for school or special occasions. It means that a student will not be prevented from attending school or a school function, or otherwise discriminated against, as long as his/her **dress attire** and appearance meet the requirements set forth above and in administrative rule JICA-R.

Adopted 10/1/72; Revised 2/19/85, 5/85, 6/24/86, 2/87, 2/15/00, 3/16/04, **12/22**

Lexington District One Schools

Administrative Rule JICA-R Dress Code_DRAFT

Issued 3/04, 12/22

The following administrative rule on student dress will apply in all middle and high schools and will be administered uniformly throughout the district.

Proper shoes must be worn at all times for safety reasons.

Logos or clothing including head coverings that promote alcohol, drugs, tobacco, hate, gang affiliation, violence, nudity, or profanity is not allowed. No clothing or accessories are allowed to disrupt the educational process.

The administration reserves the right to determine what is safe and appropriate for school dress.

Students of any body type / size may wear shorts, dresses, skirts, etc., whose length is no shorter than the mid-thigh. Tops must be long enough that they can be tucked into pants or shorts. Pants must be worn at the waistline. Head coverings may be worn as long as the eyes and face are fully distinguishable and visible and do not impede other students' vision in the classroom.

Students may wear special dress or costume for specific events or special occasions during the school day when approved by the principal. Religious clothing / headgear is permitted.

The following items are not appropriate to be worn at school:

- Undergarments that are visible
- Pants or jeans with holes, tears, or tattered to the extent that skin or undergarments are visible above the mid-thigh, see-through garments showing skin or undergarments above the mid-thigh are not allowed
- Tops with straps that are less than 2-fingers wide

If there is a disagreement between students and/or parents/legal guardians and the staff regarding the appropriateness of clothing, the administration will use discretion to make the decision.

Disciplinary action regarding the enforcement of this policy is listed below.

- ~~Clothing should not be so immodest or so inappropriate to the school setting as to interfere with or disrupt the educational process or environment or pose a likelihood of such interference or disruption. Therefore, the district will not permit clothing deemed distracting, revealing, overly suggestive or otherwise disruptive or interfering. This includes attire revealing bare midriffs, halter/tank tops, spaghetti straps and see-through shirts, tops or blouses.~~
- ~~The district will not permit clothing that displays vulgar, obscene or otherwise inappropriate symbols, language or wording.~~
- ~~The district will not permit clothing or accessories (i.e., bookbags, jewelry, hats, etc.) that display or make reference to alcohol, tobacco or other illegal substances.~~
- ~~Students may not wear or display gang-related attire, including gang colors or gang symbols, on their clothing or accessories.~~
- ~~Under most conditions, students may not wear hats, head stockings or kerchiefs in buildings. Some classes require that students wear safety hats. Religious headgear is allowed.~~
- ~~Students must wear proper shoes at all times.~~
- ~~Students may wear special dress or costume for specific events or special occasions during the school day when approved by the principal.~~
- ~~During the regular school day, students' athletic attire such as tennis, track, cheerleading, etc., must conform to all other regulations of the dress code.~~
- ~~Students may not wear accessories or clothing that could pose a safety threat to themselves or others. This includes heavy chains, fish hooks, multi-finger rings, studded bracelets or collars, nose/lip to ear chains, etc.~~
- ~~The district does not allow unusual body piercing that disrupts or interferes with the order of school or that distracts the learning environment or poses the likelihood of the same.~~

- ~~Students may not wear overly tight or shorter than fingertip or mid thigh length shorts, skirts, skorts or dresses. The district does not allow bike shorts unless worn under another pair of shorts.~~
- ~~Students must wear their pants at the natural waistline.~~
- ~~Students' undergarments should not show. Students should not wear their undergarments outside of their clothing.~~
- ~~An individual school may have more specific and restrictive dress codes if the school's administrators and the school improvement council recommend it and if the superintendent or his/her designee approves it.~~

~~Each school's administration will make the final judgment on the appropriateness of any student's dress and reserves the right to prohibit students from wearing any article of clothing or accessory which may foreseeably result in an interference with or the disruption of the school environment.~~

Number of offense(s)	Consequence(s)
<u>1st violation</u>	Student conference held. Student changes attire.
<u>2nd violation</u>	Student / Parent conference held. Student changes attire. Student receives detention.
<u>3rd violation</u>	Student / Parent conference held. Student changes attire. Student receives in-school suspension detention .
<u>Additional violations</u>	Student / Parent conference held. Student changes attire. Student receives in-school suspension or out-of-school suspension. detention/suspension .

The district will review this administrative rule on a regular basis with input and advice from parents, teachers, administrators and students. The district will make subsequent recommendations to the board of trustees through administrative channels.

Each school will provide written notice of the district's policy and administrative rule on student dress in the school handbooks ~~they print and distribute annually~~ to students and parents.

Adopted 2/15/00; Revised 3/16/04, **12/22**

Lexington District One Schools

LEXINGTON COUNTY SCHOOL DISTRICT ONE
Lexington, South Carolina

AGENDA ITEM ANALYSIS

BOARD AGENDA ITEM(S): 13.2 and 13.3

BOARD MEETING DATE: December 13, 2022

SUBJECT:

Introduction – Policy GBEA Staff Code of Ethics

Introduction - Removal of policy GBEEA-R- Identification Procedures

ADMINISTRATIVE CONSIDERATION:

Proposed Policy GBEA Staff Code of Ethics replaces an existing policy and now includes many of the SCSBA proposed updates including a portion on consensual relationships that is now further defined with this new policy suggestion. The SCSBA Model Policy has been edited for Lexington County School District One purposes.

GBEEA-R is a repeat of policy JICDBB-R which is a student ID policy. Therefore, we ask that it be considered to remove policy GBEEA-R.

ADMINISTRATIVE RECOMMENDATIONS:

The administration intends to bring back policy GBEA and administrative rule GBEEA-R for first reading in January 2023.

STAFF CODE OF ETHICS

Code **GBEA** Issued

The board expects staff members to be familiar with the South Carolina Ethics, Government Accountability, and Campaign Reform Act (Ethics Act) and to adhere to its provisions in their behavior, contacts, and relationships with students, parents/legal guardians, coworkers, and school officials. Staff members will not engage in any activity that conflicts or raises a reasonable question of conflict with their responsibilities in the district or otherwise violates the Ethics Act.

Provisions of the Ethics Act that are applicable to public employees apply to all staff members. The Ethics Act prohibits staff members from engaging in a variety of activities, including, but not limited to:

- Using their employment with the district to obtain an economic interest for themselves, a family member, an individual with whom they are associated, or a business with whom they are associated
- Using their employment with the district to influence decisions in which they, a family member, an individual with whom they are associated, or a business with whom they are associated has an economic interest
- Demanding, seeking, receiving, or accepting anything of value to influence their discharge of official duties or to perform or fail to perform any act
- Offering, giving, or promising, directly or indirectly, anything of value to influence a public official or public employee's discharge of his/her duties or to perform or fail to perform any act
- Receiving pay for advice or assistance given in the course of their employment
- Using or disclosing confidential information gained in the course of their official responsibilities
- Examining records in possession of the district for an improper or unlawful purpose
- Representing an individual before the board except as required by law or when the representation is related to the public employee's personal affairs or the affairs of their immediate family members
- Accepting certain employment, and in certain instances for a period of one year after ending their employment with the district, if the public employee is involved in procurement
- Having an economic interest in a contract with the district if they are authorized to perform official functions relating to the contract
- Failing to file a Statement of Economic Interests (SEI) after receiving anything of value worth if there is reason to believe they are a recipient of the thing of value because of their position as a public employee
- Receiving anything of value for speaking in their official capacity before a public or private group, with the exception of reimbursement for actual expenses incurred for the speaking engagement (*NOTE: Accepting reimbursement may necessitate filing of a Statement of Economic Interests with the South Carolina Ethics Commission*)

- Failing to file an SEI with the South Carolina Ethics Commission as required by the Ethics Act if the public employee is serving as superintendent, the district's chief financial official, or the district's chief purchasing official

Staff members are also prohibited from:

- Engaging in any type of private business during the school day or on district property
- Selling instructional supplies, equipment, or other educational materials in the attendance area served by his/her school or furnishing the names of students or parents/legal guardians to anyone selling these materials
- Violating any provision of policy GBI, *Staff Participation in Political Activity*

In cases where an employee is required to take action or make a decision that affects himself/herself or other individuals, the employee will take such steps as the Ethics Commission will prescribe to remove him/herself from the potential conflict of interest (Section 8-13-700).

Nepotism

The district will not place a staff member in a position where he/she will exercise administrative or supervisory authority over a member of his/her family. **Neither a board member nor a staff member may not** participate in an action relating to the employment, appointment, promotion, transfer, advancement, or discipline of his/her family member or make any other employment decision governing his/her family member (e.g., ~~approving an application from a family member to receive leave under the district's leave donation program/leave bank or approving funds requests from family members~~).

A "family member" is defined as the following:

- husband/wife
- brother/sister, brother-in-law/sister-in-law
- father-in-law/mother-in-law, son-in-law/daughter-in-law
- niece/nephew, aunt/uncle
- parent/child
- grandparent/grandchild, stepparent/stepchild, stepbrother/stepsister (living in the home).

South Carolina law Section 59-25-10 provides that no board member's immediate family member (parents, children, brothers or sisters only) may be employed without the written consent of the board of trustees.

Consensual Relationships

In order to avoid potential conflicts of interest, favoritism, abuse of authority, harassment, or breaches of professional standards, romantic or sexual relationships between a subordinate staff member and his/her supervisor are not permitted. For purposes of this policy, "supervisor" includes any staff member who has **direct or indirect** supervision, direction, or control over the subordinate staff member, including but not limited to, the

authority to hire, promote, discipline, evaluate, assign, set the wages of, or otherwise direct the subordinate staff member.

Prior to engaging in such a relationship, both the subordinate staff member and his/her supervisor are required to report the relationship in writing to the building-level principal or superintendent, as appropriate, so arrangements can be made to remove all supervisory duties over the subordinate staff member, up to and including transferring one of the parties to a comparable position that eliminates the conflict.

Any other staff member who becomes aware of such a relationship should report this information to his or her direct supervisor. Violation or failure to promptly disclose and correct a violation of this policy is grounds for disciplinary action, up to and including termination.

This policy should be interpreted broadly in order to further its objective of avoiding even the appearance of conflicts of interest in the workplace. Even where particular situations are not prohibited by this policy, relationships that would cause observers to question a staff member's ethics or professional judgment should be disclosed **immediately**.

Cf. GBI

Adopted 10/1/72; Revised 8/17/76, 9/18/84, 5/85, 7/21/92, 8/96, 6/17/03, 5/17/05, 2/26/23

Legal References:

A. S.C. Code of Laws, 1976, as amended:

1. Section 8-13-100(15) - Family member means an individual who is the spouse, parent, brother, sister, child, mother-in-law, father-in-law, son-in-law, daughter-in-law, brother-in-law, sister-in-law, grandparent or grandchild, or a member of the individual's immediate family.
2. Section 8-13-100(18) - Immediate family means a child residing in a public employee's household; a spouse of a public employee; or an individual claimed by the public employee or the public employee's spouse as a dependent for income tax purposes.
3. Section 8-13-700, *et seq.* - Portion of the South Carolina Ethics, Government Accountability, and Campaign Reform Act applicable to board members.
4. Section 59-15-10 - No staff member may serve on the board.
5. Section 59-19-300 - A board member may not receive pay as a teacher in same district where he/she serves on the board.
6. Section 59-25-10 - Employment of teachers related to board members or serving as board members.
7. Section 59-31-590 - A teacher may not have pecuniary interest in textbook selection.

Administrative Rule GBEAA-R* Identification Procedures

NOTE: This administrative rule is part of newly revised Section G Personnel

Issued 6/03

Students

Each middle school and high school will make photographic identification badges during registration prior to the beginning of school. These photographic identification badges provide the student with identification that may be used when purchasing meals, checking out materials from the media center and providing identification to staff members. Students must show their ID badges to staff members immediately upon request. Refusal to do so is a suspension offense. The district will purchase one badge and one detachable lanyard for each student at the beginning of school. The student must wear the identification badge, or a sanctioned temporary badge, at all times while he/she is on the school campus or while traveling to and from school on a school bus.

If a student comes to school without the issued badge, before classes begin he/she must get a temporary badge from the office to wear that day. When the student gets the temporary badge, he/she may also receive a discipline assignment for not having the issued badge.

When a student goes to class without his/her identification badge, the teacher will send the student to the office to get a temporary badge for that day. A student who repeatedly needs a temporary badge, who alters his/her badge in any way, or who fails to wear his/her badge properly suspended on neckwear and visible near the middle of the chest will be assigned the following.

1st offense student conference

2nd offense student conference

3rd offense detention

Subsequent offense detention

These measures will be administered on a semester or term basis.

Each year the school must issue all students an identification badge before they attend classes. Students should also receive a student handbook and instructions regarding the wearing of the badge.

If the issued badge is lost, defaced or destroyed, the student must have the issued badge and/or lanyard replaced at a district approved fee.

(Also JICDBB-R*; KIA-R)

Issued 11/21/00; Revised 6/17/03

Lexington District One Schools

LEXINGTON COUNTY SCHOOL DISTRICT ONE
Lexington, South Carolina

AGENDA ITEMS ANALYSIS

BOARD MEETING DATE: December 13, 2022

BOARD AGENDA ITEM: 13.4

SUBJECT: Introduction-Policy Policy DB Annual Budget

BACKGROUND INFORMATION

Lexington One's policy related to the general fund balance requirement was last updated in February 2005 and requires that the District maintain a fund balance of 7 percent of the General Fund Budget. Act 23 of 2017, S.C Code Ann. 59-20-90 - Statewide Program on District Fiscal Practices and Budgetary Conditions mandates school districts to maintain a general reserve fund of at least one month of general fund operating expenditures, 8.33%. Good business practice would be for the District to maintain an unassigned fund balance between two to three months of expenditures, 16.67% - 25%. The district's unassigned fund balance was \$75,453,478, which is 25.14%, at June 30, 2022.

ADMINISTRATIVE CONSIDERATION

The administration has reviewed the policy and financial condition of the District and recommends the board of trustees update the policy to change the 7% to 16.67%. This would allow the District to weather any unforeseen economic downturns and continue to pay employees for two months.

ADMINISTRATIVE RECOMMENDATIONS

The administration intends to bring back the policy for first reading on January 10, 2023.

Policy DB Annual Budget

Issued 2/05

Purpose: To establish the board's vision for the annual budget.

The annual budget is the financial plan for the operation of the school system. The annual operating budget should express and implement programs and activities of the school district. Planning the budget document is a continuous process. Planning involves long-term thought, study and deliberation by the superintendent, board, administrative staff, faculty and citizens of the district.

The budget provides the framework for both expenditures and revenues for the year. It translates into financial terms the educational programs and priorities for the system.

The board will establish budget priorities for each fiscal year (July 1 - June 30). These priorities will be based upon the needs identified by the superintendent during the budget planning process as determined by the following.

- needs of the district so that all segments of the district programs are treated equitably within the available resources
- state and/or federal legal requirements for funding of programs
- requirements and regulations of the regional accrediting agency
- availability of fiscal and other non-economic resources
- maintenance of not less than ~~seven~~ 16.67 percent (2 months) of the total general fund budget as a fund balance from one fiscal year to the next

The board will give careful consideration to the budget requests as presented by the superintendent or his/her designee and will review the allocations for fairness and consistency with the educational priorities of the school system.

In case the budget does not receive approval by June 30, the board will adopt a continuing resolution based on last year's operating budget and include an appropriation for payment of facilities lease purchase obligations until the budget can be approved.

Notice of budget adoption

Before adopting this budget for the next fiscal year, the district will advertise the public hearing on the budget in at least one South Carolina newspaper of general circulation in the area. The notice must appear not less than 15 days in advance of the public hearing. The notice must be a minimum of two columns wide with a bold heading.

The notice must include the following.

- governing entity's name
- time, date and location of the public hearing on the budget
- total revenues and expenditures from the current operating fiscal year's budget of the governing entity

- proposed total projected revenue and operating expenditures for the next fiscal year as estimated in the next year's budget for the governing entity

<https://boardpolicyonline.com/?b=lex 1/3>

11/28/22, 10:37 AM Document

- proposed or estimated percentage change in estimated operating budgets between the current fiscal year and the proposed budget
- millage for the current fiscal year
- estimated millage in dollars as necessary for the next fiscal year's proposed budget

Public hearing for millage increase

In the Lexington School District One, the board is authorized by South Carolina law to levy school taxes. The board can only increase millage above the rate imposed for the prior tax year by the rate of the increase in the consumer price index for the preceding fiscal year.

In order to exceed this limit, the board must do so by a positive majority vote. A positive majority means a vote for adoption by the majority of the members of the entire governing body, whether present or not. If a vacancy exists, the law requires a positive majority vote of the entire governing body as constituted on the date of the final vote.

However, the state law provides some exceptions for school districts to the positive majority requirement. Specifically, the law does not require a positive majority vote of the board to raise millage for the following reasons.

- in response to a natural, environmental or other disaster as declared by the governor
- to offset a prior year's deficit
- to meet the minimum required Education Finance Act inflation factor and the per student maintenance of effort requirement

In addition, the millage limitation does not apply to millage levied to pay bonded indebtedness or real property lease-purchase payments.

Should a positive majority vote be required, the board must take the vote at a specially called meeting held solely for the purpose of taking a vote to increase the millage rate. The board must provide public notice of the meeting notifying the public that the board is meeting to vote to override and increase the millage rate. The board will receive public comment prior to the vote.

Adopted 10/1/72; Revised 12/16/75, 12/83, 5/85, 4/96, 11/18/97, 2/15/05

Legal references:

S.C. Code of Laws, 1976, as amended:

[Section 6-1-80](#) - Budget adoption.

[Section 6-1-300](#), *et seq.*- Authority of local governments to assess taxes and fees.

Acts and Joints Resolutions:

1971 Act 61 - Board to be fiscally independent within limitations of the EFA.

1978 Act 796 - Office of the county superintendent of education abolished and powers and duties devolved upon boards of trustees and the county board of education.

1979 Act 280 - Determination of tax levy.

<https://boardpolicyonline.com/?b=lex 2/3>

11/28/22, 10:37 AM Document

[1994 Act 601](#) - Lexington County Board of Education abolished and powers and duties devolved upon respective district boards.

Lexington District One Schools

LEXINGTON COUNTY SCHOOL DISTRICT ONE
Lexington, South Carolina

AGENDA ITEMS ANALYSIS

BOARD AGENDA ITEM: 14.1

BOARD MEETING DATE: December 13, 2022

SUBJECT: Construction Management At-Risk Contractual Matter Related to Elementary School #19

BACKGROUND INFORMATION:

This project is part of the 2018 bond referendum. The original budget developed through the facilities study is not sufficient for the total cost of the facility.

ADMINISTRATIVE CONSIDERATION:

To meet the needs of the district, the need for additional funding was developed through a process involving the operations staff, the architect and the construction team.

ADMINISTRATIVE RECOMMENDATIONS:

Administration requests board approval to increase the budget for Elementary School #19 by \$19 million from \$37 million to \$56 million for construction of the new facility using one of the following three funding options:

Option

Bid Premium \$11,600,000
Other Capital Funds \$6,500,000
Capital Project Savings \$800,000
Reduction of IT 8% Fall 2022 Bond Funds \$100,000
\$19,000,000

Option

Bid Premium \$11,600,000
Other Capital Funds \$6,500,000
Capital Project Savings \$800,000
General Fund Balance \$100,000
\$19,000,000

Option

Bid Premium \$11,600,000

Other Capital Funds \$6,500,000

Capital Project Savings \$800,000

General Fund Balance \$50,000

Reduction of IT 8% Fall 2022 Bond Funds \$50,000

\$19,000,000

LEXINGTON COUNTY SCHOOL DISTRICT ONE
GENERAL FUND REVENUES - FY 2022-2023

As of 11/30/2022

	Budget	November Revenues	Year to Date Revenues	Remaining Budget	% of Budget Collected
Fund Balance					
Pupil Activity-Fees	\$0.00	\$0.00	\$0.00	\$0.00	0.00 %
Fund Balance	\$0.00	\$0.00	\$0.00	\$0.00	0.00 %
Revenue from Local Sources					
Levies for Current Operations	\$70,480,000.00	\$3,157,769.79	(\$3,738,645.95)	\$74,218,645.95	-5.30 %
TIF Revenue Overpayment	\$31,000.00	\$0.00	\$26,833.12	\$4,166.88	86.55 %
Vehicle Taxes	\$26,000,000.00	\$2,236,545.37	\$9,185,210.69	\$16,814,789.31	35.32 %
Current Taxes-Penalty	\$110,000.00	(\$134.06)	\$449.30	\$109,550.70	0.40 %
Delinquent Taxes & Penalties	\$3,100,000.00	\$193,994.53	\$1,130,264.76	\$1,969,735.24	36.46 %
Other Taxes	\$20,000.00	\$3,319.90	\$3,594.94	\$16,405.06	17.97 %
Revenue in Lieu of Taxes	\$6,000,000.00	\$0.00	\$41,600.55	\$5,958,399.45	0.69 %
Reg Day Sch from Patron	\$56,000.00	\$17,936.76	\$17,236.76	\$38,763.24	30.77 %
Reg-Day Sch Other LEA'S	\$40,000.00	\$0.00	\$37,214.25	\$2,785.75	93.03 %
Interest on Investments	\$80,000.00	\$307,930.24	\$1,155,855.00	(\$1,075,855.00)	1,444.81 %
Rentals	\$260,000.00	\$24,131.89	\$71,725.35	\$188,274.65	27.58 %
Ref Prior Year Expend	\$3,500.00	\$0.00	\$113.22	\$3,386.78	3.23 %
Insurance Proceeds	\$26,000.00	\$0.00	\$41,689.42	(\$15,689.42)	160.34 %
Other Local Revenue	\$450,000.00	\$375.10	\$7,237.10	\$442,762.90	1.60 %
Other Local - Canteen	\$0.00	\$2,604.23	\$7,400.58	(\$7,400.58)	0.00 %
Other Local - Cert Courses	\$0.00	\$200.00	\$13,300.00	(\$13,300.00)	0.00 %
Revenue from Local Sources	\$106,656,500.00	\$5,944,673.75	\$8,001,079.09	\$98,655,420.91	7.50 %
Revenue from State Sources					
State Aid to Classrooms-Gen Fd	\$120,057,943.00	\$9,942,925.96	\$49,714,629.80	\$70,343,313.20	41.40 %
HDP Trans & Facilities	\$0.00	\$0.00	\$0.00	\$0.00	0.00 %
Sch Bus Driver Salary	\$2,330,000.00	\$316,486.58	\$316,486.58	\$2,013,513.42	13.58 %
EAA Bus Driver	\$0.00	\$0.00	\$0.00	\$0.00	0.00 %
Transport Workers Comp	\$101,010.00	\$0.00	\$101,764.19	(\$754.19)	100.74 %
Retiree's Insurance	\$9,444,151.00	\$694,192.91	\$3,470,964.55	\$5,973,186.45	36.75 %
EFA - NBC Excess	\$0.00	\$0.00	\$0.00	\$0.00	0.00 %
Reimb Local Prop Tax Relf	\$8,055,568.00	\$0.00	\$0.00	\$8,055,568.00	0.00 %
Homestead Exemption	\$2,110,131.00	\$0.00	\$0.00	\$2,110,131.00	0.00 %
Reimb Prop Tax Relief-388	\$42,550,637.00	\$0.00	\$4,318,315.10	\$38,232,321.90	10.14 %
Merchant's Inventory Tax	\$243,386.00	\$60,846.43	\$121,692.86	\$121,693.14	50.00 %
Manufacturing Exemption	\$1,000,000.00	\$0.00	\$0.00	\$1,000,000.00	0.00 %
Heavy Equip Rental Srchrg Fee	\$0.00	\$0.00	\$1,135.54	(\$1,135.54)	0.00 %
Motor Carrier Revenue	\$420,000.00	\$51,203.31	\$210,342.43	\$209,657.57	50.08 %
PEBA on Behalf of Payment	\$1,604,884.00	\$0.00	\$0.00	\$1,604,884.00	0.00 %
Revenue from State Sources	\$187,917,710.00	\$11,065,655.19	\$58,255,331.05	\$129,662,378.95	31.00 %

LEXINGTON COUNTY SCHOOL DISTRICT ONE
GENERAL FUND REVENUES - FY 2022-2023

	As of 11/30/2022				
	Budget	November Revenues	Year to Date Revenues	Remaining Budget	% of Budget Collected
Revenue from Federal Sources					
Title VI-IDEA (Handicap)	\$0.00	\$0.00	\$0.00	\$0.00	0.00 %
Revenue from Federal Sources	<u>\$0.00</u>	<u>\$0.00</u>	<u>\$0.00</u>	<u>\$0.00</u>	<u>0.00 %</u>
Total for Revenue	\$294,574,210.00	\$17,010,328.94	\$66,256,410.14	\$228,317,799.86	22.49 %
Other Sources					
Transfer from EIA - S/R	\$20,768,872.00	\$1,752,745.21	\$8,763,726.05	\$12,005,145.95	42.19 %
Indirect Costs - Transfer	\$400,000.00	\$0.00	\$268,731.05	\$131,268.95	67.18 %
Other Sources	<u>\$21,168,872.00</u>	<u>\$1,752,745.21</u>	<u>\$9,032,457.10</u>	<u>\$12,136,414.90</u>	<u>42.66 %</u>
Total for Transfers In	\$21,168,872.00	\$1,752,745.21	\$9,032,457.10	\$12,136,414.90	42.66 %
REPORT TOTAL	<u>\$315,743,082.00</u>	<u>\$18,763,074.15</u>	<u>\$75,288,867.24</u>	<u>\$240,454,214.76</u>	<u>23.84 %</u>

NOTE: Budgeted Fund Balance of \$10,196,240 is not included in above.

LEXINGTON COUNTY SCHOOL DISTRICT ONE
GENERAL FUND EXPENDITURES - FY 2022-2023

As of 11/30/2022

	Budget	November Expenditures	Y-T-D Expenditures	Balance	% of Budget Expended
Kindergarten	12,551,799.00	943,035.96	2,823,425.67	9,728,373.33	22.49 %
Primary (Grades 1-3)	32,056,068.00	2,556,068.34	7,956,993.55	24,099,074.45	24.82 %
Elementary (Grades 4-8)	55,714,586.01	4,559,720.95	15,096,703.66	40,617,882.35	27.09 %
High School (Grades 9-12)	39,536,079.03	3,420,172.40	11,913,864.02	27,622,215.01	30.13 %
Career & Technology Education	7,761,077.00	598,715.23	2,238,596.60	5,522,480.40	28.84 %
Middle School CATE	841,059.00	76,153.45	259,777.16	581,281.84	30.88 %
Educable Mentally Handicapped	1,640,423.00	135,642.12	413,010.63	1,227,412.37	25.17 %
Trainable Mentally Handicapped	2,570,517.00	197,573.20	582,183.24	1,988,333.76	22.64 %
Orthopedically Handicapped	32,954.00	2,862.64	8,207.78	24,746.22	24.90 %
Visually Handicapped	232,161.00	12,520.96	37,473.60	194,687.40	16.14 %
Hearing Handicapped	529,012.00	37,562.82	112,689.37	416,322.63	21.30 %
Speech Handicapped	4,499,413.00	362,388.92	1,033,939.35	3,465,473.65	22.97 %
Learning Disabilities	12,511,907.00	903,563.45	2,745,032.79	9,766,874.21	21.93 %
Emotionally Handicapped	1,362,295.00	89,707.89	297,598.33	1,064,696.67	21.84 %
Coor Early Intervening Svcs	6,306,567.00	469,076.20	1,465,546.20	4,841,020.80	23.23 %
Presch Hdcp Itinerant (5yr)	276,277.00	22,481.00	75,728.69	200,548.31	27.41 %
Presch Hdcp Self-Cont (5yr)	613,060.00	76,099.27	227,888.88	385,171.12	37.17 %
Presch Hdcp Speech (3-4yr)	48,816.00	2,596.06	7,788.18	41,027.82	15.95 %
Presch Hdcp Itinerant (3-4yr)	614,735.00	43,300.11	127,240.47	487,494.53	20.69 %
Presch Hdcp Self-Cont (3-4yr)	1,122,963.00	99,224.28	296,778.88	826,184.12	26.42 %
Early Childhood Programs	931,783.00	92,497.01	279,899.25	651,883.75	30.03 %
Gifted and Talented Academic	2,441,094.99	213,694.25	696,826.43	1,744,268.56	28.54 %
Advanced Placement	10,000.00	0.00	(1.94)	10,001.94	-0.01 %
Internatl Bacccalaureate Prog	573,432.00	33,944.09	132,680.11	440,751.89	23.13 %
Homebound	777,078.00	40,573.53	171,610.62	605,467.38	22.08 %
Gifted and Talented Artistic	166,023.00	9,647.10	22,538.41	143,484.59	13.57 %
Other Special Programs	2,305,533.00	214,552.85	533,335.68	1,772,197.32	23.13 %
Autism	2,641,769.00	180,749.75	564,937.03	2,076,831.97	21.38 %
ESOL - ESL	3,052,487.00	247,741.79	749,070.19	2,303,416.81	24.53 %
Inst Prog Beyond School Day	229,014.00	400.09	22,621.54	206,392.46	9.87 %
Adult Basic Education Programs	102,342.00	7,773.71	23,044.38	79,297.62	22.51 %
Adult Secondary Education Prog	5,927.00	0.00	0.00	5,927.00	0.00 %
Adult Education Remedial	0.00	15,400.00	30,150.00	(30,150.00)	0.00 %
Parenting/Family Literacy	66,070.00	39,662.77	49,514.91	16,555.09	74.94 %
Attendance/Social Work Service	3,245,815.00	271,102.60	1,241,631.63	2,004,183.37	38.25 %
Guidance Services	9,915,259.00	789,975.20	2,770,227.16	7,145,031.84	27.93 %
Health Services	3,728,208.00	253,829.92	825,567.42	2,902,640.58	22.14 %
Psychological Services	3,125,838.00	262,935.41	1,232,446.02	1,893,391.98	39.42 %
Exceptional Program Services	1,901,994.00	147,622.98	435,976.09	1,466,017.91	22.92 %
Career Specialist Services	199,007.00	0.00	1,765.74	197,241.26	0.88 %

LEXINGTON COUNTY SCHOOL DISTRICT ONE
GENERAL FUND EXPENDITURES - FY 2022-2023

As of 11/30/2022

	Budget	November Expenditures	Y-T-D Expenditures	Balance	% of Budget Expended
Improve Instruct Curriculum Dev	11,245,629.00	795,503.60	3,129,336.80	8,116,292.20	27.82 %
Library and Media Services	4,516,987.90	358,915.30	1,106,281.26	3,410,706.64	24.49 %
Supervision of Special Program	130,674.00	11,108.02	44,561.99	86,112.01	34.10 %
Improv Instruct Inservice	2,005,549.97	95,434.73	569,959.84	1,435,590.13	28.41 %
Board of Education	718,190.00	43,849.78	208,146.42	510,043.58	28.98 %
Office of Superintendent	700,635.00	42,565.64	219,921.11	480,713.89	31.38 %
School Administration	18,862,377.07	1,528,478.01	7,365,429.27	11,496,947.80	39.04 %
Transportation	0.00	0.00	0.00	0.00	0.00 %
Fiscal Services	4,470,377.00	327,108.10	2,031,588.84	2,438,788.16	45.44 %
Operations & Maintenance	29,134,933.00	2,207,157.68	11,034,296.65	18,100,636.35	37.87 %
Pupil Transportation	11,366,468.00	866,969.41	3,267,162.10	8,099,305.90	28.74 %
School Security	4,081,846.00	193,832.85	633,253.48	3,448,592.52	15.51 %
Plng.Res.Devel.& Eval.	458,509.00	38,054.44	190,271.86	268,237.14	41.49 %
Information Services	1,189,603.00	61,327.96	460,295.18	729,307.82	38.69 %
Staff Services	7,232,444.03	198,034.42	1,896,763.84	5,335,680.19	26.22 %
Data Processing	12,077,664.00	882,306.79	5,986,547.75	6,091,116.25	49.56 %
Trans. To Debt Service	7,000.00	0.00	0.00	7,000.00	0.00 %
Trans. To Food Service	1,500,000.00	0.00	0.00	1,500,000.00	0.00 %
Report Total	325,939,329.00	25,081,215.03	95,648,124.11	230,291,204.89	29.34 %

Lexington County School District One
General Fund Budget Transfers
For the Month Ended November 30, 2022

The following General Fund budget transfers have been approved by the Superintendent and made by the Finance Department:

Description	Account	To	From
Travel	1000014115-433200	350.00	
Pupil Transportation	1000014115-433100		350.00
Instructional Services	1000014115-431100	50.00	
Pupil Transportation	1000014115-433100		50.00
Travel	1000011411-433200	3,000.00	
Travel	1000023311-433200		3,000.00
Software Services-Hosted	1000011411-434500	1,322.00	
Technology Supplies	1000011411-444500		1,322.00
Printing and Binding	1000011411-436000	2,480.00	
Supplies	1000011411-441000		2,480.00
Dues and Fees	1000014113-464000	150.00	
Supplies	1000014113-441000		150.00
Technology Supplies	1000011413-444500	511.00	
Supplies	1000011413-441000		511.00
Supplies	1000021331-441000	500.00	
Supplies	1000011331-441000		500.00
Printing and Binding	1000011346-436000	150.00	
Technology Supplies	1000011346-444500		150.00
Pupil Transportation	1000011346-433100	1,000.00	
Technology Supplies	1000011346-444500		1,000.00
Pupil Transportation	1000011427-433100	5,000.00	
Travel	1000011427-433200		5,000.00
Technology Supplies	1000014127-444500	600.00	
Supplies	1000014127-441000		600.00
Supplies	1000022227-441000	1,196.95	
Library Books	1000022227-443000		1,196.95
Software Services-Hosted	1000022227-434500	38.21	
Library Books	1000022227-443000		38.21
Travel	1000023346-433200	600.00	
Temporary Salaries	1000023346-412000		600.00
Supplies	1000021241-441000	800.00	
Supplies	1000011141-441000		800.00
Supplies	1000021341-441000	1,000.00	
Printing and Binding	1000011241-436000		1,000.00
Supplies	1000014141-441000	1,000.00	
Printing and Binding	1000011241-436000		1,000.00
Supplies	1000014141-441000	500.00	
Supplies	1000011241-441000		500.00
Supplies	1000021241-441000	200.00	
Supplies	1000011241-441000		200.00
Supplies	1000014141-441000	1,000.00	
Printing and Binding	1000011341-436000		1,000.00
Supplies	1000014141-441000	4,000.00	
Supplies	1000011341-441000		4,000.00
Other Prof & Tech Service	1000021311-439500	500.00	
Supplies	1000011411-441000		500.00
Supplies	1000011245-441000	1,000.00	
Travel	1000011145-433200		1,000.00

Lexington County School District One
General Fund Budget Transfers
For the Month Ended November 30, 2022

The following General Fund budget transfers have been approved by the Superintendent and made by the Finance Department:

Description	Account	To	From
Supplies	1000011245-441000	700.00	
Printing and Binding	1000011145-436000		700.00
Supplies	1000011245-441000	700.00	
Printing and Binding	1000011245-436000		700.00
Supplies	1000011245-441000	2,236.00	
Travel	1000011345-433200		2,236.00
Supplies	1000011245-441000	800.00	
Printing and Binding	1000011345-436000		800.00
Travel-Teacher Staff Dev	1000022442-433210	1,000.00	
Technology Supplies	1000011342-444500		1,000.00
Tech Supplies Immersion	1000011342-444530		500.00
Travel-Teacher Staff Dev	1000022442-433210	500.00	
Travel-Teacher Staff Dev	1000022442-433210	2,000.00	
Technology Supplies	1000011242-444500		2,000.00
Dues and Fees	1000023342-464000	78.00	
Supplies	1000011342-441000		78.00
Supplies	1000025442-441000	1,000.00	
Technology Supplies	1000011342-444500		1,000.00
Technology Supplies	1000016203-444500	423.52	
Supplies	1000016203-441000		423.52
Other Objects	1000026405-469000	280.03	
Temporary Salaries	1000022405-412000		280.03
		36,665.71	36,665.71

**LEXINGTON COUNTY SCHOOL DISTRICT ONE
CAPITAL FUND EXPENDITURES FY 2022-2023**

As of 11/30/2022

School	Budget	November Expenditures	Total Expenditures	Transfers	Encumbrances	Balance	% of Budget Expended
New Schools							
Centerville Elementary School	\$33,500,000	\$0	\$33,498,827	-\$1,173	\$0	\$0 C	100%
New Elementary School	\$33,500,000	\$2,399	\$89,134	\$0	\$1,628,913	\$31,781,954	0%
New Lexington Middle School	\$58,000,000 *	\$360	\$60,085,663	\$2,584,854	\$499,190	\$0	104%
New Pelion Middle School	\$53,000,000	\$0	\$50,726,300	-\$2,251,981	\$21,719	\$0	96%
New White Knoll Elementary School	\$37,000,000	\$2,650	\$1,693,569	\$0	\$227,185	\$35,079,245	5%
Additions, Renovations, Safety, Security							
Carolina Springs Elementary	\$780,000	\$0	\$677,002	-\$102,998	\$0	\$0 C	87%
Deerfield Elementary	\$15,000	\$0	\$13,163	-\$1,837	\$0	\$0 C	88%
Forts Pond Elementary	\$2,150,000	\$154	\$174,132	\$0	\$1,906,067	\$69,801	8%
Gilbert Elementary-Existing Building	\$1,500,000	\$107	\$87,875	\$0	\$54,596	\$1,357,530	6%
Gilbert Primary-New GES	\$3,250,000	\$0	\$3,139,902	-\$109,738	\$360	\$0	97%
Lexington Elementary	\$4,130,000	\$296	\$4,085,333	\$0	\$18,523	\$26,145	99%
Lake Murray Elementary	\$2,450,000	\$175	\$2,011,676	\$0	\$436,745	\$1,579	82%
Meadow Glen Elementary	\$100,000	\$0	\$5,197	-\$94,803	\$0	\$0 C	5%
Midway Elementary	\$1,184,000	\$85	\$101,573	\$0	\$212,231	\$870,196	9%
New Providence Elementary	\$401,000	\$29	\$362,876	\$0	\$35,326	\$2,798	90%
Oak Grove Elementary	\$8,465,000	\$606	\$7,892,262	-\$550,000	\$16,705	\$6,033	93%
Pelion Elementary	\$2,797,000	\$200	\$2,265,141	\$0	\$249,833	\$282,026	81%
Pleasant Hill Elementary	\$850,000	\$61	\$3,327	\$0	\$0	\$846,673	0%
Red Bank Elementary	\$1,364,000	\$0	\$1,279,194	-\$84,806	\$0	\$0 C	94%
Rocky Creek Elementary	\$15,000	\$1	\$26	-\$4,686	\$10,288	\$0	0%
Saxe Gotha Elementary	\$1,295,000	\$93	\$1,058,428	\$0	\$205,474	\$31,098	82%
White Knoll Elementary	\$4,053,000	\$290	\$4,022,688	\$0	\$22,729	\$7,583	99%
Carolina Springs Middle	\$4,180,000	\$1,329	\$3,118,792	-\$500,000	\$503,200	\$58,009	75%
Gilbert Middle	\$2,879,000	\$5,246	\$2,502,790	\$0	\$325,567	\$50,643	87%
Lexington Middle-Existing Building	\$2,000,000	\$143	\$435,582	\$0	\$313,851	\$1,250,568	22%
Meadow Glen Middle	\$100,000	\$592	\$57,509	\$0	\$39,417	\$3,075	58%
Pelion Middle- Existing Building	\$2,000,000	\$143	\$3,516	\$0	\$0	\$1,996,484	0%
Pleasant Hill Middle	\$460,000	\$178,267	\$358,254	\$0	\$16,921	\$84,825	78%
White Knoll Middle	\$2,389,000	\$171	\$2,362,369	\$0	\$20,963	\$5,668	99%
Gilbert High	\$14,354,000	\$307,316	\$12,341,664	\$239,050	\$2,112,414	\$138,972	86%
Lexington High	\$7,022,000	\$503	\$6,344,338	-\$251,465	\$426,197	\$0	90%
Pelion High	\$5,820,000	\$0	\$5,829,973	\$9,973	\$0	\$0 C	100%
River Bluff High	\$175,000	\$0	\$142,034	\$2,188	\$35,154	\$0	81%
White Knoll High	\$29,953,000	\$46,438	\$29,429,853	\$0	\$178,135	\$345,012	98%
Lexington Technology Center	\$2,160,000	\$155	\$1,823,390	-\$250,000	\$57,877	\$28,733	84%
Rosenwald Community	\$350,000	\$13,467	\$321,977	\$0	\$15,002	\$13,021	92%
Maintenance Facility	\$140,000	\$0	\$118,902	-\$21,098	\$0	\$0 C	85%
Transportation Facility	\$9,500,000 **	\$5,018	\$4,674,942	\$568,649	\$5,019,388	\$374,319	49%
Safety/Security	\$470,000	\$685	\$222,260	\$0	\$33,285	\$214,456	47%
Under Budget Closed Project Amounts				\$819,871		\$819,871	
Technology, Furniture, Fixtures							
Technology Upgrades	\$27,500,000	\$37,277	\$24,077,625	\$0	\$719,514	\$2,702,860	88%
Furniture Upgrades	\$15,000,000	\$89,421	\$12,434,781	\$0	\$283,678	\$2,281,541	83%
Report Total	\$376,251,000	\$693,678	\$279,873,836	\$0	\$15,646,445	\$80,730,718	

*By Board action on June 1, 2021, the budget increased from \$53 million to \$58 million.

**By Board action on June 22, 2021, the budget increased from \$3 million to \$9.5 million.

C - Completed Project

LEXINGTON COUNTY SCHOOL DISTRICT ONE
Bond Series 2022B FY 2022-2023
As of 11/30/2022

Location	Budget	November Expenditures	Total Expenditures	Transfers	Encumbrances	Balance	% of Budget Expended
Pelion Elementary School - HVAC Replacement & Additions	\$300,508					\$300,508	0%
Rosenwald Community - Roof Replacement	\$1,675,000				\$1,412,283	\$262,717	0%
North Lake Community Learning Center- Roof & HVAC	\$2,500,000					\$2,500,000	0%
Instruction- Instrument Refresh	\$300,000					\$300,000	0%
Instruction- Library Books and Shelving Refresh	\$320,000					\$320,000	0%
Transportation- Buses	\$166,000				\$137,992	\$28,008	0%
Transportation - Activity Buses	\$330,000				\$273,384	\$56,616	0%
Transportation - Special Needs Buses	\$394,000					\$394,000	0%
Innovation and Technology - Mobile Computing Devices 3-5	\$3,067,200					\$3,067,200	0%
Innovation and Technology - Mobile Computing Devices 6-8	\$3,067,200					\$3,067,200	0%
Innovation and Technology - MacBooks Grade 9	\$2,694,450					\$2,694,450	0%
Innovation and Technology - MacBooks Staff	\$1,183,215					\$1,183,215	0%
Innovation and Technology-Performing Arts Center	\$450,000					\$450,000	0%
Innovation and Technology - Video Surveillance System Upgrades	\$571,685					\$571,685	0%
Meadow Glen Middle - Cafeteria Furniture Replacement	\$200,000				\$149,786	\$50,214	0%
Elementary Schools - Playground Equipment	\$892,883					\$892,883	0%
Athletic Facilities - Athletic Facility Maintenance	\$150,000				\$51,568	\$98,432	0%
Report Total	\$18,262,141	\$0	\$0	\$0	\$2,025,014	\$16,237,127	



Lexington County School District One
UNAUTHORIZED PROCUREMENT — MONTHLY REPORT

FISCAL YEAR 2022–2023
Reporting Period July 1, 2022 through June 30, 2023

Month	Number of Purchase Orders	Number of Unauthorized
July	1,022	20
August	1,501	24
September	1,185	34
October	1,470	25
November	1,045	48
December		
January		
February		
March		
April		
May		
June		
TOTAL		

Quarterly Grants Award Report: December 2022

Lexington County School District One is constantly seeking innovative grant opportunities on the district level and school level to provide funding for projects that align with our strategic plan.

In addition to the **69 grants funded since July 1, 2022 totaling \$2,178,268.81** on the following pages, our district has also received significant contributions through DonorsChoose, a non-profit organization that allows individuals to donate directly to public school classroom projects. A total of **522 items valued at \$7,556.83** have been funded through DonorsChoose and shipped to Lexington One classrooms since July 2022.

The **total value of grants** received in Lexington County School District One since July 1, 2022 is **\$2,185,825.64**.

Lexington County School District One

2022-2023 Grants Activity Table

	School or Program Office	Project Director/ Contact	Project Name	Funder	Amount Funded
1	Beechwood Middle School	Angela Kruger	Champions of the Environment Grant	S.C. Department of Health & Environmental Control	\$2,500.00
2	Beechwood Middle School	Anne Peterson	Students with Special Abilities - Gardening for Life Skills	Lexington One Educational Foundation's Michelin Golden Apple Teacher Grant	\$250
3	Beechwood Middle School	Ryan Panter	STEM Equity Program	L&L Educational Foundation	\$426.66
4	Carolina Springs Elementary School	Ryan Panter	STEM Equity Program	L&L Educational Foundation	\$776.66
5	Carolina Springs Middle School	Sarah Jorgenson	Creating a School Library Makerspace	Lexington One Educational Foundation's Michelin Golden Apple Teacher Grant	\$250
6	Carolina Springs Middle School	Ryan Panter	STEM Equity Program	L&L Educational Foundation	\$426.66
7	Centerville Elementary School	Ryan Panter	STEM Equity Program	L&L Educational Foundation	\$776.66
8	Central Services: Special Services	Dr. Nicole Adams	Community Grant	Shaw Industries Group, Inc.	3,642 sq ft. carpet tiles + adhesive
9	Central Services: Special Services	Dr. Nicole Adams	IDEA	S.C. Department of Education	\$221,687
10	Central Services: Special Services	Dr. Nicole Adams	IDEA Preschool	S.C. Department of Education	\$1,521,129

11	Central Services: Special Services	Apryl Henry	Pipeline Project	Digital Promise	\$15,000
12	Central Services: Special Services	Alma Puente Ruiz	McKinney-Vento Homeless Grant	S.C. Department of Education	\$75,000.00
13	Central Services: Special Services	Dr. Nicole Adams	Early Childhood Developmental Screening Center Grant	Lexington One Educational Foundation	\$4,500.00
14	Deerfield Elementary School	Ryan Panter	STEM Equity Program	L&L Educational Foundation	\$776.66
15	Forts Pond Elementary School	Donna Spivey	21st Century Community Learning Centers Afterschool Grant	S.C. Department of Education	\$145,000.00
16	Forts Pond Elementary School	Ryan Panter	STEM Equity Program	L&L Educational Foundation	\$776.66
17	Gilbert Elementary School	Elizabeth Tisdale	Unified Champion School Grant	Special Olympics	\$450
18	Gilbert Elementary School	Ryan Panter	STEM Equity Program	L&L Educational Foundation	\$776.66
19	Gilbert High School	Jamie Powell	Bucks for Books Grant: 9th Grade Reading Recovery/English 1 Support	Lexington One Educational Foundation	\$1,000.00
20	Gilbert High School	Ryan Panter	STEM Equity Program	L&L Educational Foundation	\$426.66
21	Gilbert Middle School	Ryan Panter	STEM Equity Program	L&L Educational Foundation	\$426.66
22	Lake Murray Elementary School	Ryan Panter	STEM Equity Program	L&L Educational Foundation	\$776.66
23	Lakeside Middle School	Ryan Panter	STEM Equity Program	L&L Educational Foundation	\$426.66
24	Lexington Elementary School	Ryan Panter	STEM Equity Program	L&L Educational Foundation	\$776.66

25	Lexington High School	Karen Kish	Job Training/Life Skills: Wildcat Snack Cart	Lexington One Educational Foundation's Michelin Golden Apple Teacher Grant	\$250
26	Lexington High School	Karen Kish	Unified Champion School: Innovation Grant	Special Olympics	\$1,000
27	Lexington High School	Cynthia Capers	Bucks for Books Grant: 9th Grade Reading Recovery/English 1 Support	Lexington One Educational Foundation	\$1,250.00
28	Lexington Technology Center	Ryan Panter	STEM Grant	L&L Educational Foundation	\$20,000.00
29	Lexington Technology Center	Ryan Panter	STEM Equity Program	L&L Educational Foundation	\$426.66
30	Meadow Glen Elementary School	Ryan Panter	STEM Equity Program	L&L Educational Foundation	\$776.66
31	Meadow Glen Middle School	Ryan Panter	STEM Equity Program	L&L Educational Foundation	\$426.66
32	Midway Elementary School	Suzanne Brooks	Library Media & Literacy - Attracting Readers Through STEAM	Lexington One Educational Foundation's Michelin Golden Apple Teacher Grant	\$250
33	Midway Elementary School	Kelly Parker	Coding/STEM: Engineering 3D Models with LEGOS	Lexington One Educational Foundation's Michelin Golden Apple Teacher Grant	\$250
34	Midway Elementary School	Stephanie Carter	EAGLES: Gifted & Talented - Robotics in Action	Lexington One Educational Foundation's Michelin Golden Apple Teacher Grant	\$250
35	Midway Elementary School	Ryan Panter	STEM Equity Program	L&L Educational Foundation	\$776.66

36	New Providence Elementary School	Ryan Panter	STEM Equity Program	L&L Educational Foundation	\$776.66
37	New Providence Elementary School	Robert Candillo	Coding Immersion STEM Grants	Lexington One Educational Foundation	\$2,500.00
38	Oak Grove Elementary School	Ryan Panter	STEM Equity Program	L&L Educational Foundation	\$776.66
39	Pelion Elementary School	Lauren McElveen	School Garden Grant	Diabetes Free SC + School Gardening for SC Educators	Garden Kit & Training
40	Pelion Elementary School	Dana Boozer	21st Century Community Learning Centers Afterschool Grant	S.C. Department of Education	\$125,250.00
41	Pelion Elementary School	Lauren McElveen	Recycling Grant	S.C. Department of Health & Environmental Control	\$989.99
42	Pelion Elementary School	Ryan Panter	STEM Equity Program	L&L Educational Foundation	\$776.66
43	Pelion Elementary School	Debbie Poole	Coding Immersion STEM Grants	Lexington One Educational Foundation	\$2,500.00
44	Pelion High School	Delaney Schilling	OCP Science: Hands-On Science	Lexington One Educational Foundation's Michelin Golden Apple Teacher Grant	\$250
45	Pelion High School	Bailey McCormick & Katie Thompson	Bucks for Books Grant: 9th Grade Reading Recovery/English 1 Support	Lexington One Educational Foundation	\$1,500.00
46	Pelion High School	Ryan Panter	STEM Equity Program	L&L Educational Foundation	\$426.66
47	Pelion Middle School	Ryan Panter	STEM Equity Program	L&L Educational Foundation	\$426.66
48	Pleasant Hill Elementary School	Ryan Panter	STEM Equity Program	L&L Educational Foundation	\$776.66

49	Pleasant Hill Middle School	Ryan Panter	STEM Equity Program	L&L Educational Foundation	\$426.66
50	Red Bank Elementary School	Ryan Panter	STEM Equity Program	L&L Educational Foundation	\$776.66
51	River Bluff High School	Andrea Banghart	Bucks for Books Grant: 9th Grade Reading Recovery/English 1 Support	Lexington One Educational Foundation	\$1,500.00
52	River Bluff High School	Ryan Panter	STEM Equity Program	L&L Educational Foundation	\$426.66
53	Rocky Creek Elementary School	Cheri Lewis	Reading Recovery: Books for Striving Reading Rangers	Lexington One Educational Foundation's Michelin Golden Apple Teacher Grant	\$250
54	Rocky Creek Elementary School	Ryan Panter	STEM Equity Program	L&L Educational Foundation	\$776.66
55	Rocky Creek Elementary School	Michelle Smith	Coding Immersion STEM Grants	Lexington One Educational Foundation	\$2,500.00
56	Saxe Gotha Elementary School	Sarah Duprell	First-Year Teacher Giveaway Contest	Love Plumbing Air & Electrical	\$250.00
57	Saxe Gotha Elementary School	Sarah Keefe	Bright Ideas Grant: Learning Reading & Math Through Play Workshops	Mid-Carolina Electric Cooperative	\$875
58	Saxe Gotha Elementary School	Ryan Panter	STEM Equity Program	L&L Educational Foundation	\$776.66
59	Saxe Gotha Elementary School	Kimberly Lewis	Seeds, Plants & Soil	Lexington Soil & Water Conservation District	\$500
60	White Knoll Elementary School	Kelly LaFollette	Community Outreach Grant	FMU Centers of Excellence	\$1,938.02
61	White Knoll Elementary School	Ryan Panter	STEM Equity Program	L&L Educational Foundation	\$776.66
62	White Knoll Elementary School	Elizabeth Whisennant	Coding Immersion STEM Grants	Lexington One Educational Foundation	\$2,500.00

63	White Knoll Elementary School	Kelly LaFollette	New Books & Build-A-Bear "Reading Buddies"	The First Book Marketplace	\$200
64	White Knoll High School	Rebecca Mills	Bucks for Books Grant: 9th Grade Reading Recovery/English 1 Support	Lexington One Educational Foundation	\$1,500.00
65	White Knoll High School	Jonny Thompson	Innovation Grant: Unified Field	Special Olympics	\$1,500.00
66	White Knoll High School	Jonny Thompson	Innovation Grant: Healthy Eating Habits	Special Olympics	\$1,000.00
67	White Knoll High School	Ryan Panter	STEM Equity Program	L&L Educational Foundation	\$426.66
68	White Knoll High School	Jonny Thompson	Unified Field	Dick's Sporting Goods Grant	\$2,000
69	White Knoll Middle School	Ryan Panter	STEM Equity Program	L&L Educational Foundation	\$426.66
	TOTALS				\$2,178,268.81